



US00D345353S

# United States Patent [19]

[11] Patent Number: **Des. 345,353**

Dietrich

[45] Date of Patent: **\*\* Mar. 22, 1994**

## [54] FACSIMILE MACHINE

[76] Inventor: **Ralf E. Dietrich**, 24 Coast Oak Way,  
San Rafael, Calif. 94903-1708

[\*\*] Term: **14 Years**

[21] Appl. No.: **2,376**

[22] Filed: **Dec. 10, 1992**

[52] U.S. Cl. .... **D14/118**

[58] Field of Search ..... 358/400-404;  
D14/116, 118, 124, 299

## [56] References Cited

### U.S. PATENT DOCUMENTS

- D. 231,539 4/1974 MacConkey et al. .... D14/118
- D. 280,508 9/1985 Nasui et al. .... D14/118
- D. 290,959 7/1987 Ooie ..... D14/118
- D. 295,750 5/1988 Imai ..... D14/118 X

## OTHER PUBLICATIONS

HFD, Aug. 8, 1988, p. 98, Top right—Nisse Compact Fax 303.

Dealerscope Merchandising, Sep. 1988, p. 73, Bottom right—FX 1000 fax machine.

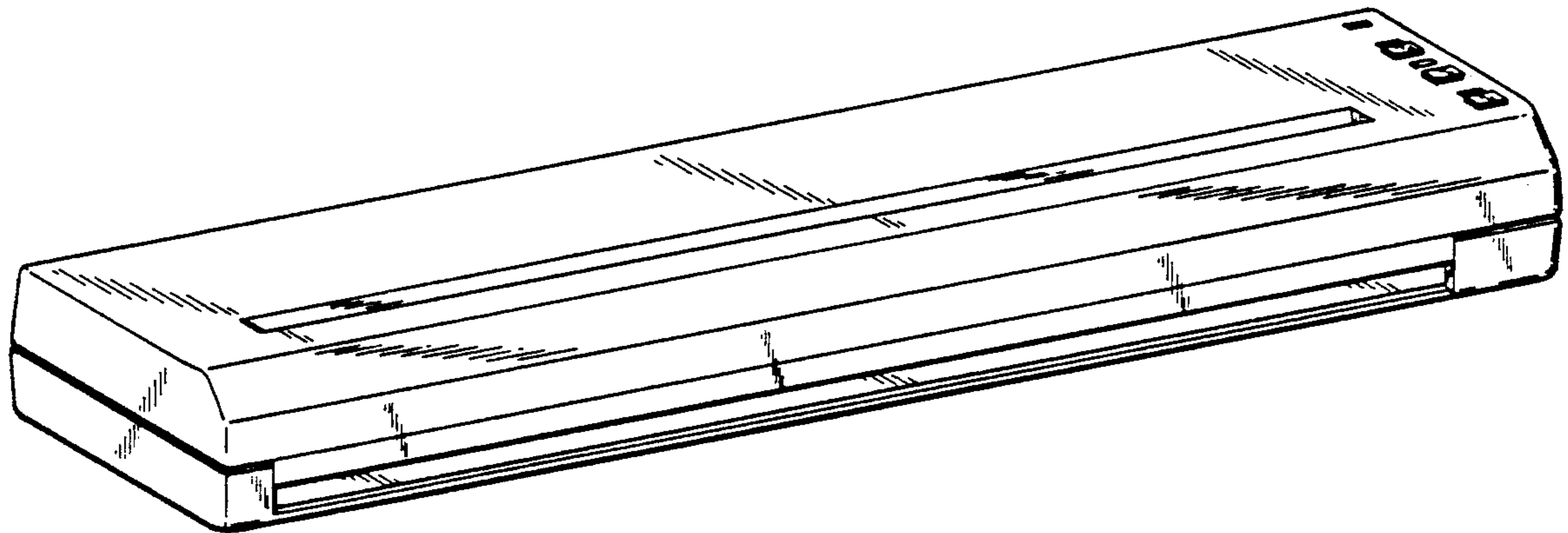
*Primary Examiner*—Theodore M. Shooman  
*Attorney, Agent, or Firm*—Larry D. Johnson


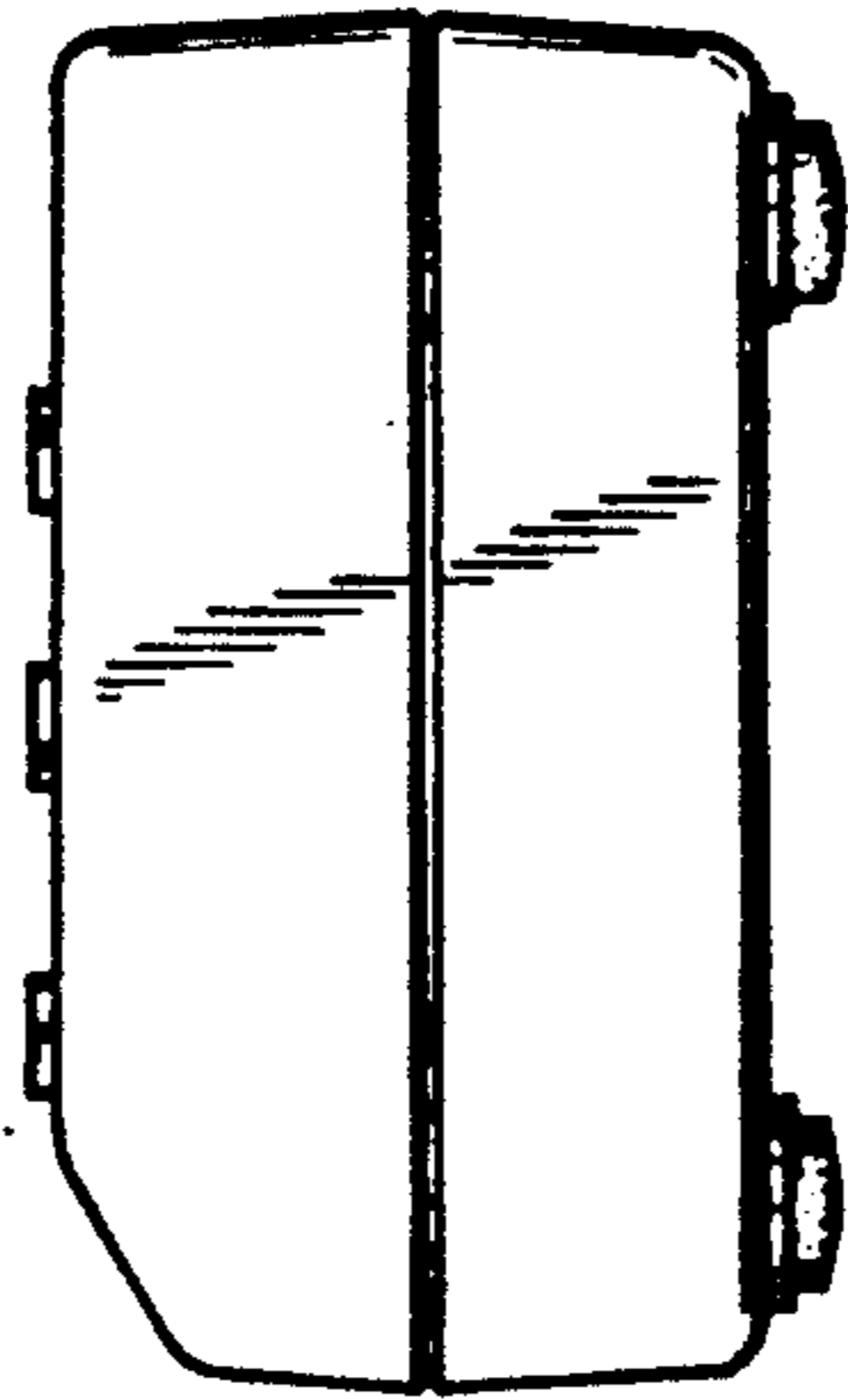
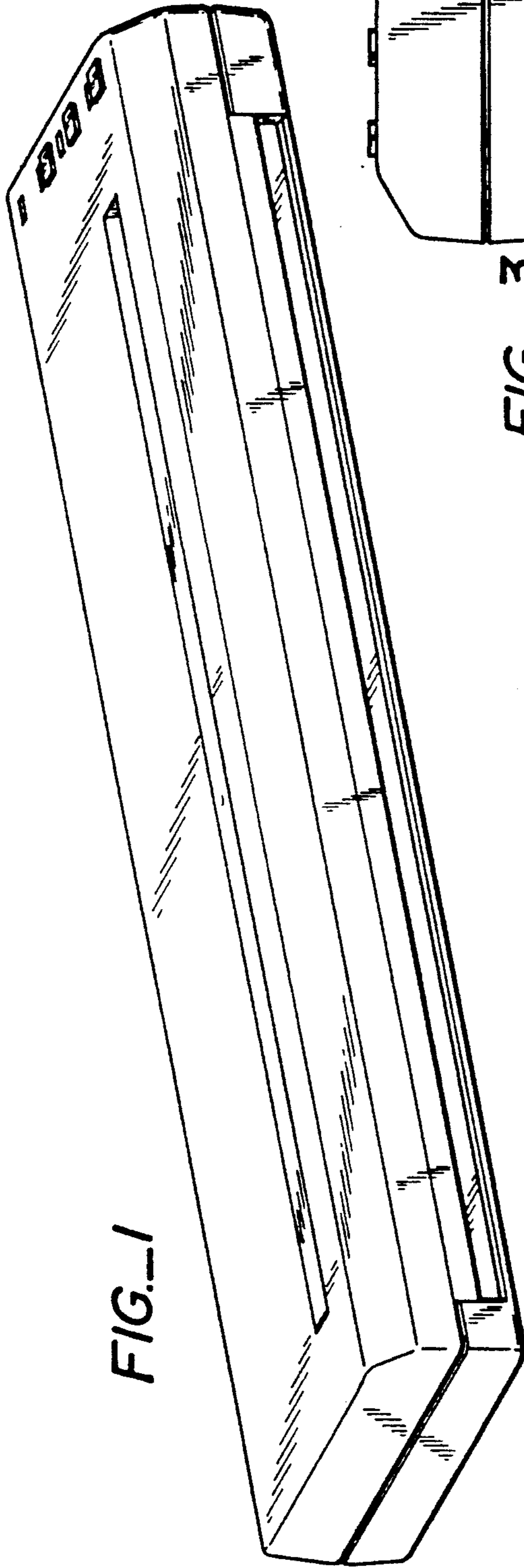
## [57] CLAIM

The ornamental design for a facsimile machine, as shown and described.

## DESCRIPTION

FIG. 1 is an upper frontal perspective view of the facsimile machine showing my new design;  
 FIG. 2 is a front elevational view thereof;  
 FIG. 3 is a right side elevational view thereof, the left side being a mirror image;  
 FIG. 4 is a rear elevational view thereof;  
 FIG. 5 is a top plan view thereof; and,  
 FIG. 6 is a bottom plan view.





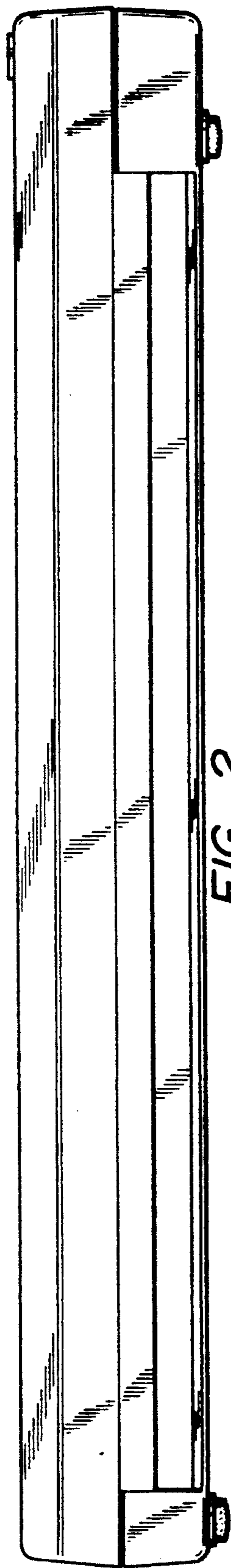


FIG. 2




FIG. 4




FIG. 6