



US00D345342S

# United States Patent [19]

[11] Patent Number: **Des. 345,342**

Fox

[45] Date of Patent: **\*\* Mar. 22, 1994**

[54] **ELECTRIC PLUG**

D. 306,282 2/1990 Arehart et al. .... D13/138  
4,632,121 12/1986 Johnson et al. .... 128/639

[75] Inventor: **Michael Fox, Strathfield, Australia**

### FOREIGN PATENT DOCUMENTS

[73] Assignee: **Breville R & D Pty Limited,  
Pymont, Australia**

1098645 8/1955 France ..... 439/357

[\*\*] Term: **14 Years**

*Primary Examiner*—Wallace R. Burke  
*Assistant Examiner*—J. Sincavage  
*Attorney, Agent, or Firm*—Christie, Parker & Hale

[21] Appl. No.: **903,378**

### [57] CLAIM

[22] Filed: **Jun. 24, 1992**

The ornamental design for the electric plug, as shown and described.

[52] U.S. Cl. .... **D13/138**

[58] Field of Search ..... 439/484; D13/137, 138

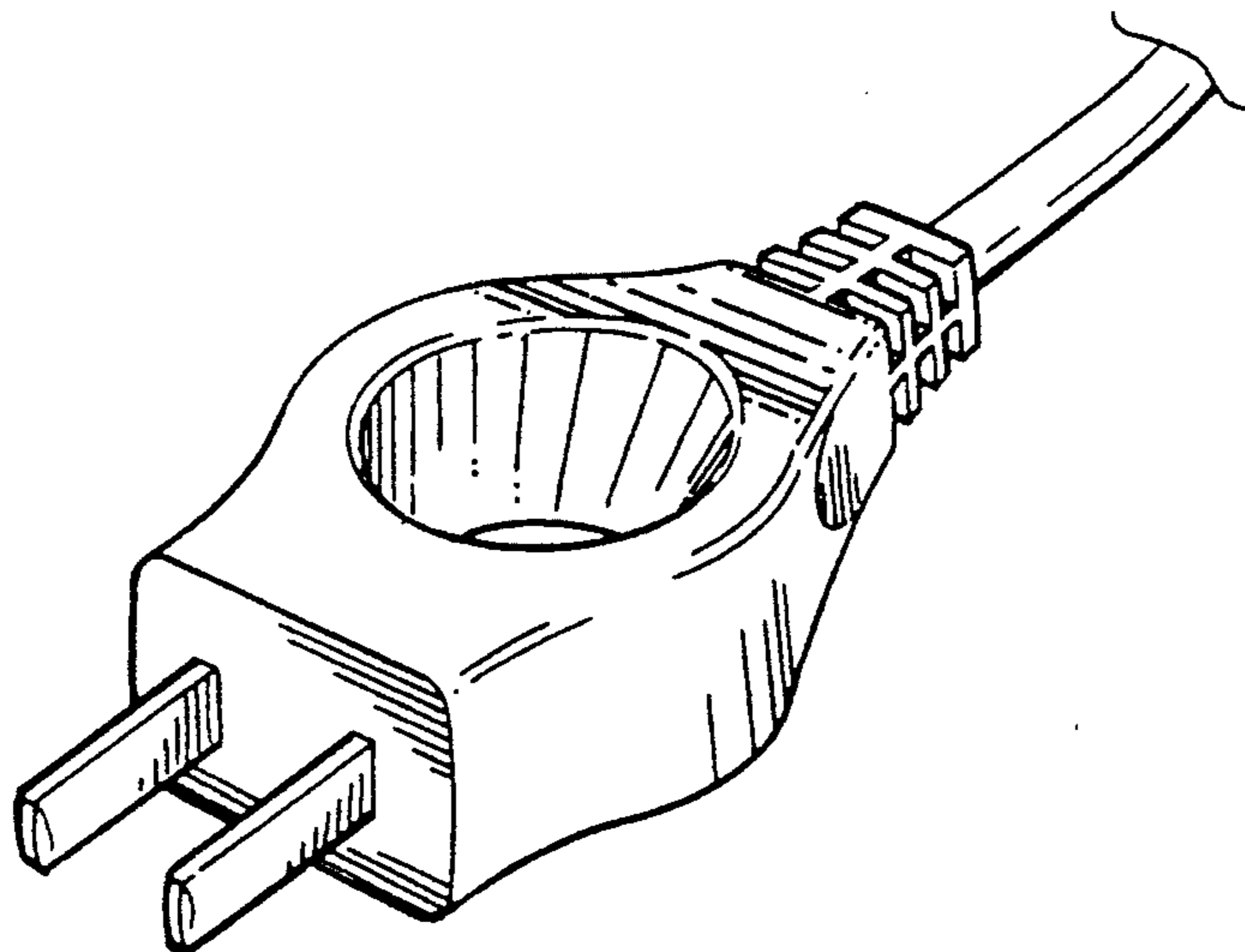
### DESCRIPTION

### [56] References Cited

#### U.S. PATENT DOCUMENTS

D. 147,634	10/1947	Bindman	.....	D13/138
D. 155,150	9/1949	Gossard	.....	D13/138
D. 155,151	9/1949	Gossard	.....	D13/138
D. 155,502	10/1949	Gossard	.....	D13/138
D. 242,464	11/1976	Acosta	.....	D13/138

FIG. 1 is a front perspective view of an electric plug showing my new design;  
FIG. 2 is a plan view thereof from above or below;  
FIG. 3 is an elevational view from either side;  
FIG. 4 is an elevational view thereof from one end; and,  
FIG. 5 is an elevational view thereof from the other end.



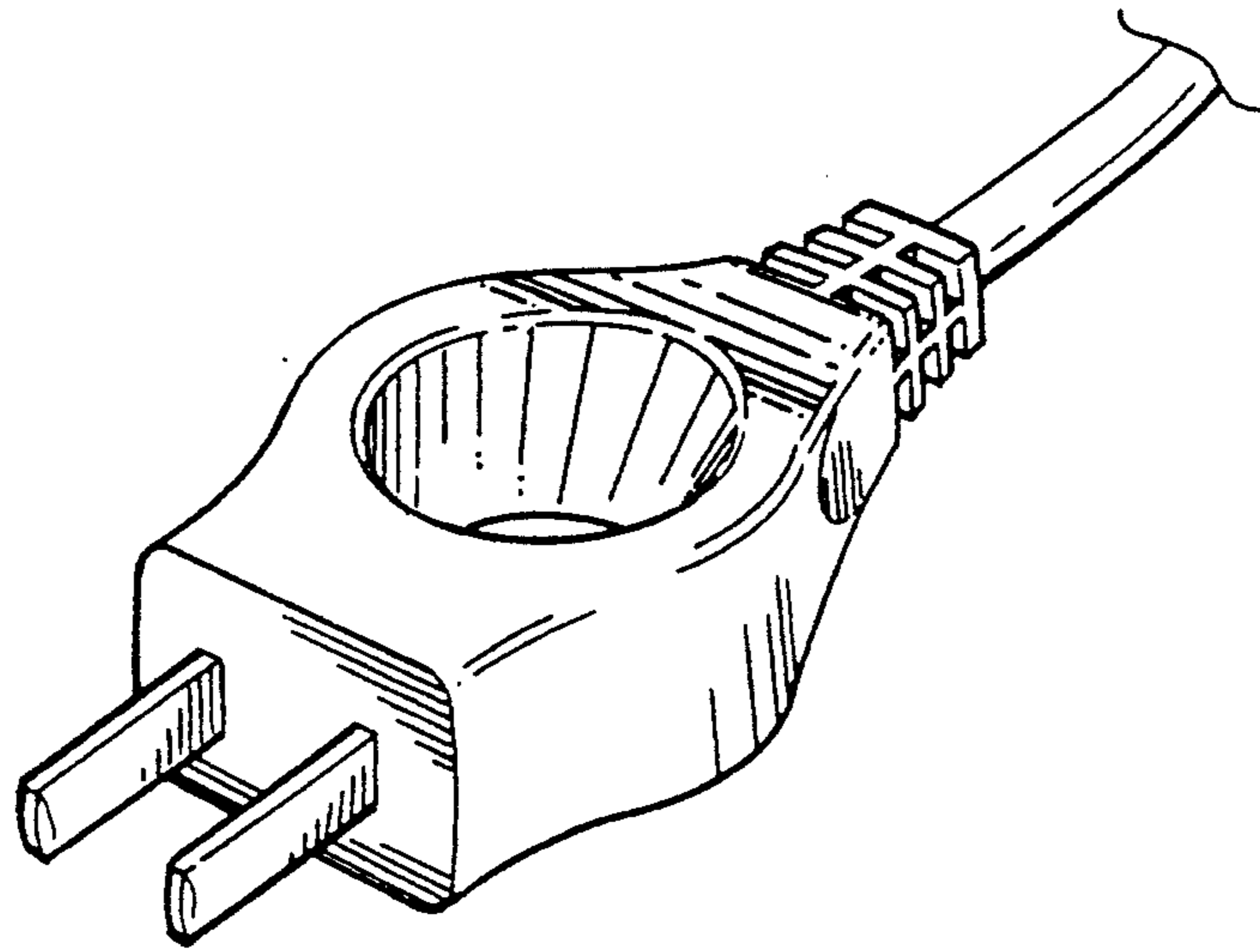


FIG. 1

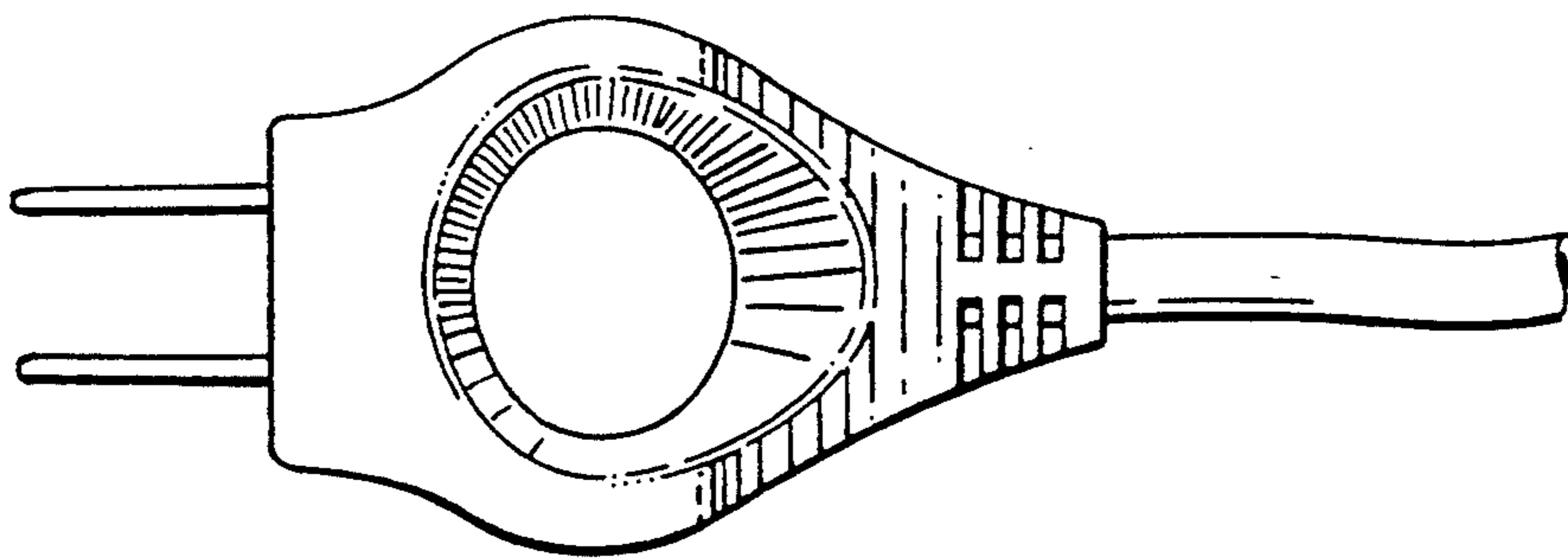


FIG. 2

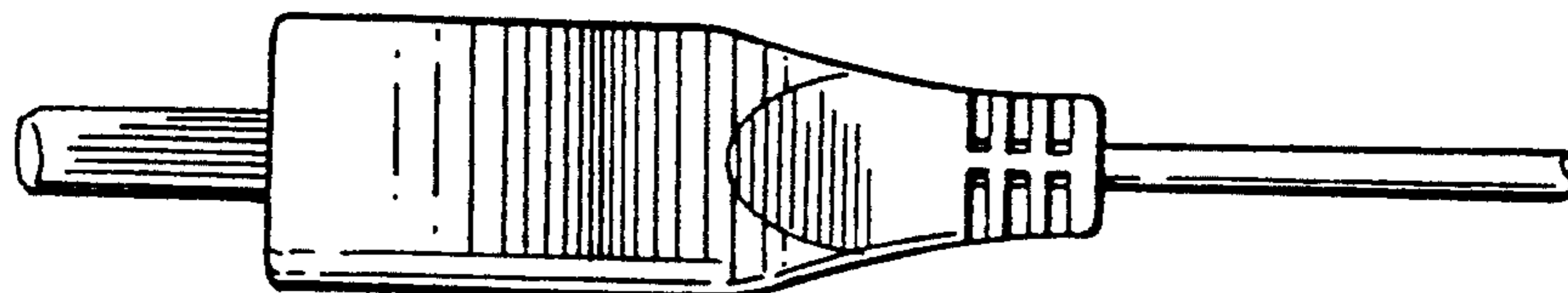


FIG. 3




FIG. 4




FIG. 5