



US00D345328S

# United States Patent [19]

[11] Patent Number: **Des. 345,328**

De Barsy et al.

[45] Date of Patent: **\*\* Mar. 22, 1994**

[54] **TIRE TREAD**

[75] Inventors: **Olivier De Barsy, Mersch; Amratlal U. Patel, Colmar-Berg, both of Luxembourg**

[73] Assignee: **The Goodyear Tire & Rubber Company, Akron, Ohio**

[\*\*] Term: **14 Years**

[21] Appl. No.: **937,202**

[22] Filed: **Aug. 31, 1992**

[52] U.S. Cl. .... **D12/146**

[58] Field of Search ..... **152/209 R, 209 A, 209 B, 152/209 D; D12/137, 140, 145-151**

[56] **References Cited**

**U.S. PATENT DOCUMENTS**

- D. 301,445 6/1989 Terada ..... D12/147
- D. 317,741 6/1991 Kuroda ..... D12/147
- D. 334,370 3/1993 White ..... D12/147

**OTHER PUBLICATIONS**

1991 Tread Design Guide, p. 33, Gislaved Speed 210/65 HR Tire, third row down from top, center of page.

1991 Tread Design Guide, p. 68, Toyo 300 Tire, third row down from top, right side of page.

*Primary Examiner*—James M. Gandy  
*Attorney, Agent, or Firm*—T. P. Lewandowski

[57] **CLAIM**

The ornamental design for a tire tread, as shown and described.

**DESCRIPTION**

FIG. 1 is a perspective view of a tire tread showing our new design;

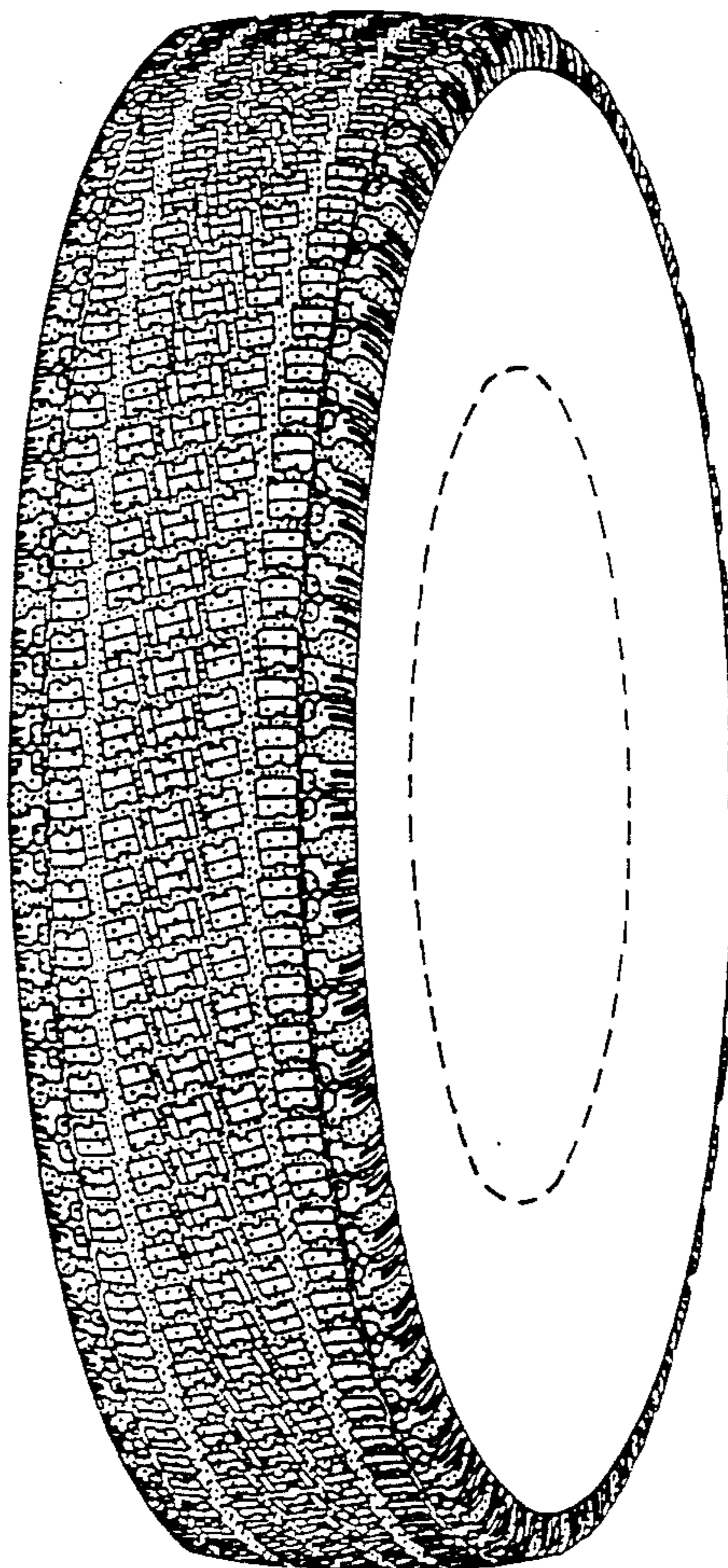
FIG. 2 is a front elevational view thereof;

FIG. 3 is a side elevational view thereof on a reduced scale; and,

FIG. 4 is a front elevational view of a tire tread showing a second embodiment of our new design, it being understood that a view from the side is the same as that of the first embodiment as shown in FIG. 3.

The tread pattern is understood to be repeated throughout the circumference of both embodiments of the tire tread.

The broken line showing of the tire sidewall in FIGS. 1 and 3 of the drawing is for illustrative purposes only and forms no part of the claimed design.



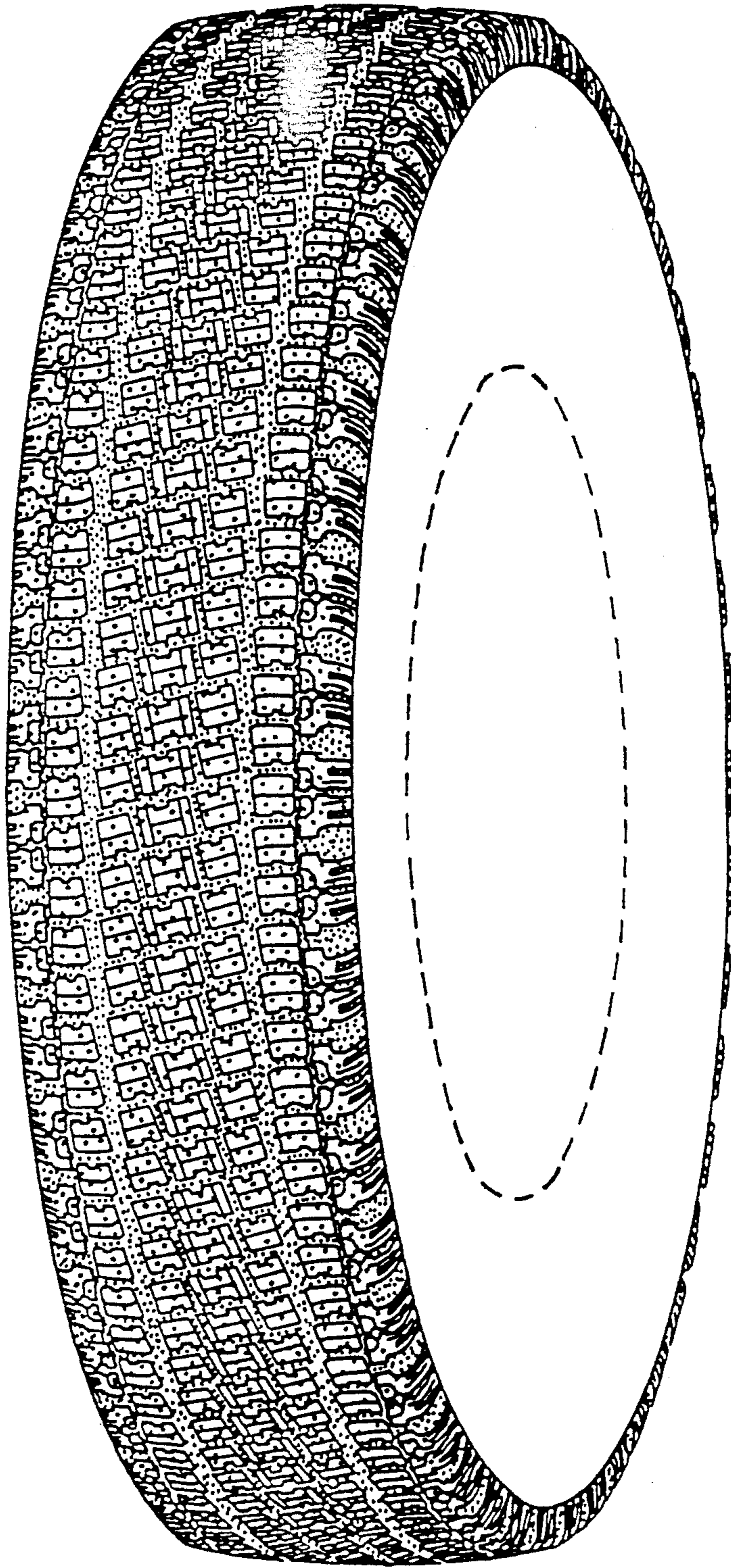


FIG. 1




FIG. 2

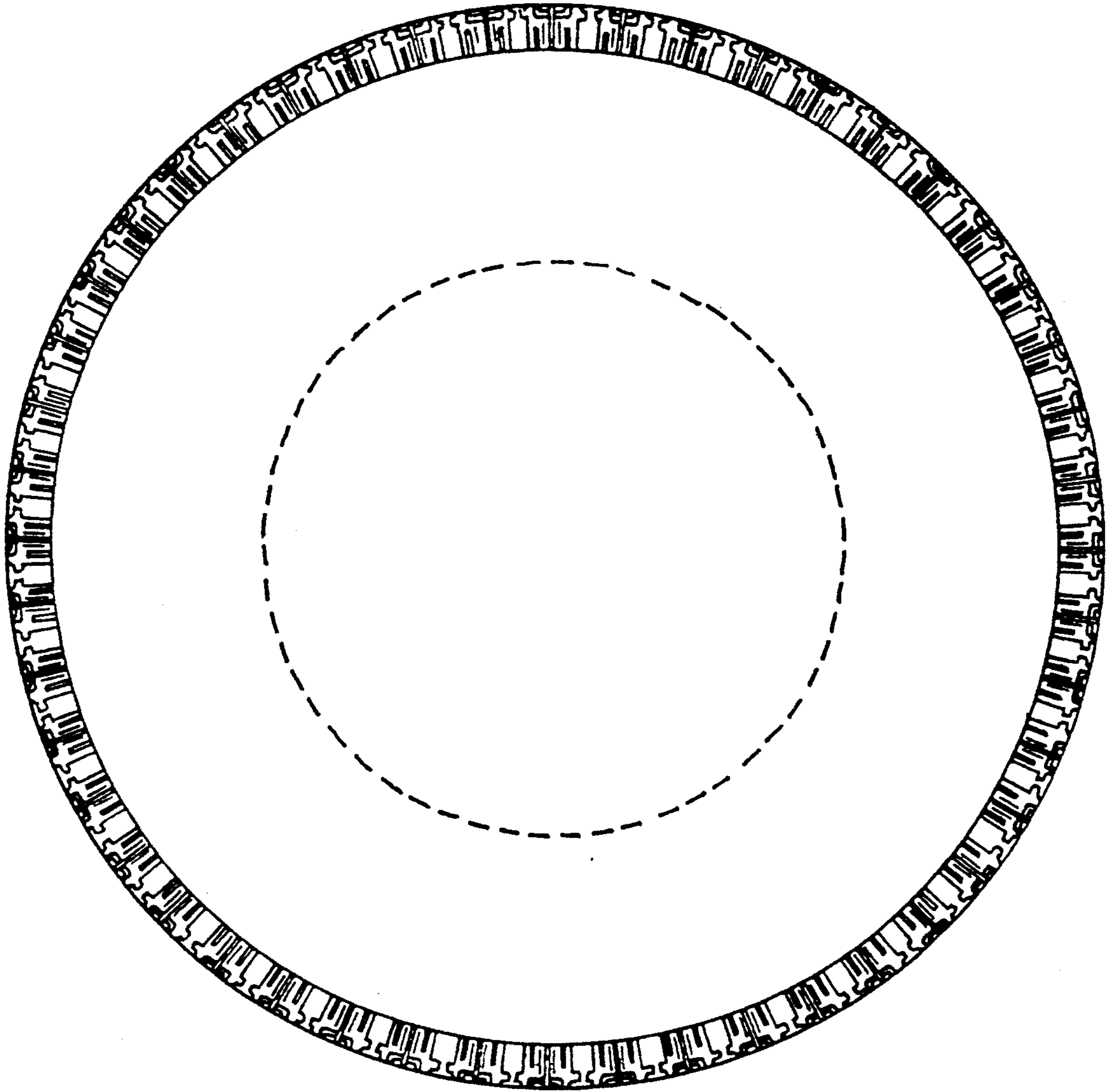


FIG. 3




FIG. 4