



US00D345304S

United States Patent [19]

[11] Patent Number: **Des. 345,304**

Leader

[45] Date of Patent: **** Mar. 22, 1994**

[54] **OVAL PACKAGE**

[75] Inventor: **Elliott Leader, Paramus, N.J.**

[73] Assignee: **Royal Sound Co., Inc., Eatontown, N.J.**

[**] Term: **14 Years**

[21] Appl. No.: **2,927**

[22] Filed: **Dec. 23, 1992**

[52] U.S. Cl. **D9/418**

[58] Field of Search **D9/418, 415, 428, 432, D9/414, 337; 229/182.1, 40, 162; 206/45.31, 45.34, 45.13, 6.1, 566, 216, 523, 524, 587, 594, 822; 220/676; D28/76-78, 82**

[56] **References Cited**

U.S. PATENT DOCUMENTS

D. 248,974	8/1978	Balliereaud	D28/78 X
D. 279,952	8/1985	Daenen et al.	D9/418 X
2,669,799	2/1954	Stiteler	206/45.34 X
3,253,703	5/1966	Ettin	229/40
4,932,519	6/1990	Trauschke	206/45.31
5,022,529	6/1991	Kang	206/581

OTHER PUBLICATIONS

Packaging Catalog, 1959, p. 150, Item #444.

Modern Packaging, 1941, p. 68, Item #1 and 2.

Primary Examiner—Prabhakar G. Deshmukh
Attorney, Agent, or Firm—Ezra Sutton

[57] **CLAIM**

The ornamental design for an oval package, as shown and described.

DESCRIPTION

FIG. 1 is a perspective view embodying my new oval package design;
 FIG. 2 is a front elevational view;
 FIG. 3 is a rear elevational view;
 FIG. 4 is a right side elevational view, the left side elevational view being a mirror image thereof;
 FIG. 5 is a top plan view;
 FIG. 6 is a bottom plan view;
 FIG. 7 is a perspective view of an alternative second design embodying the invention, with all views being the same as the first embodiment, except for the top plan view;
 FIG. 8 is a top plan view of the second embodiment; and,
 FIG. 9 is a perspective view of a third embodiment embodying the invention, with all views being the same as the first embodiment, except for the front view.




FIG. 1




FIG. 2




FIG. 3




FIG. 4




FIG. 5

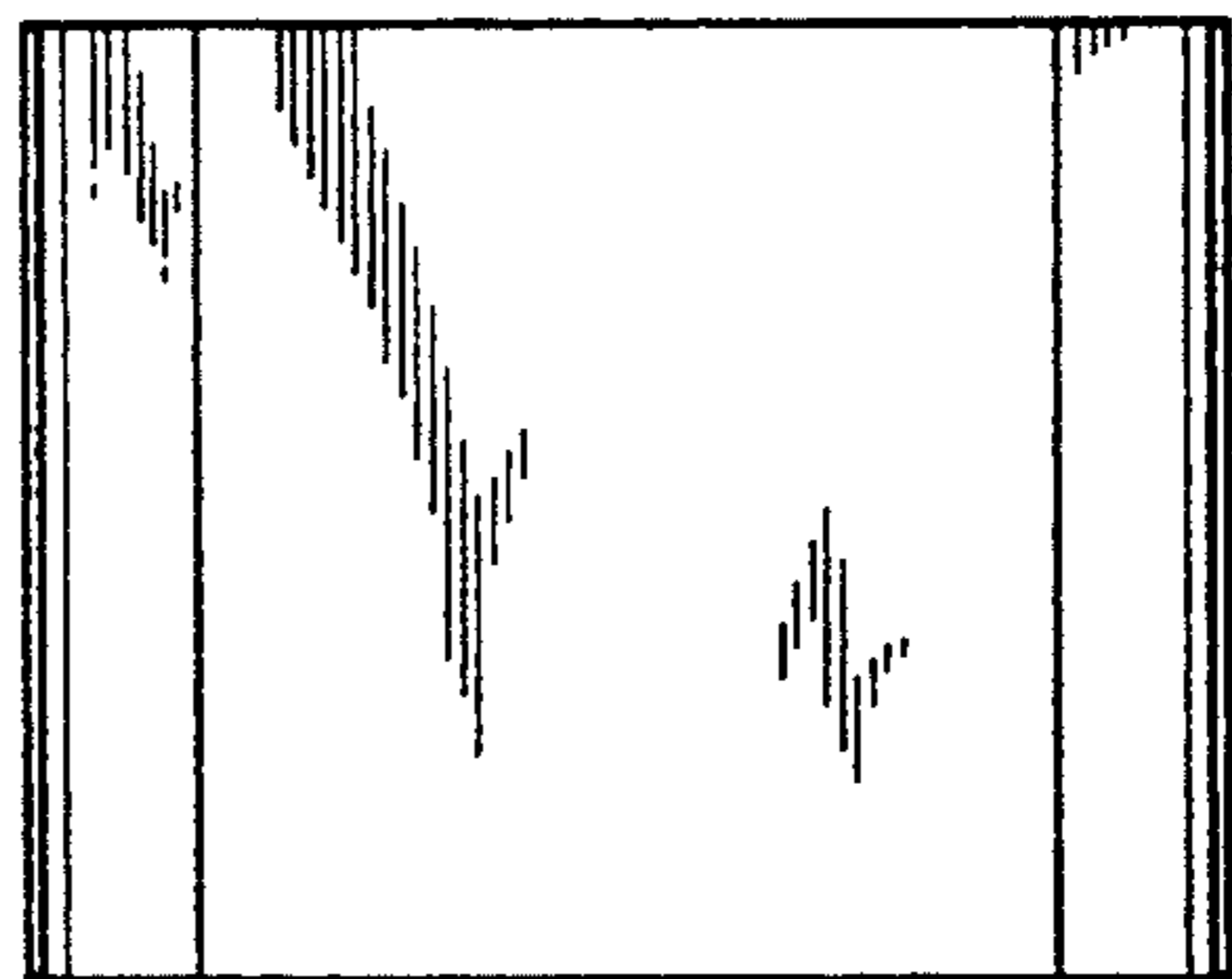


FIG. 6

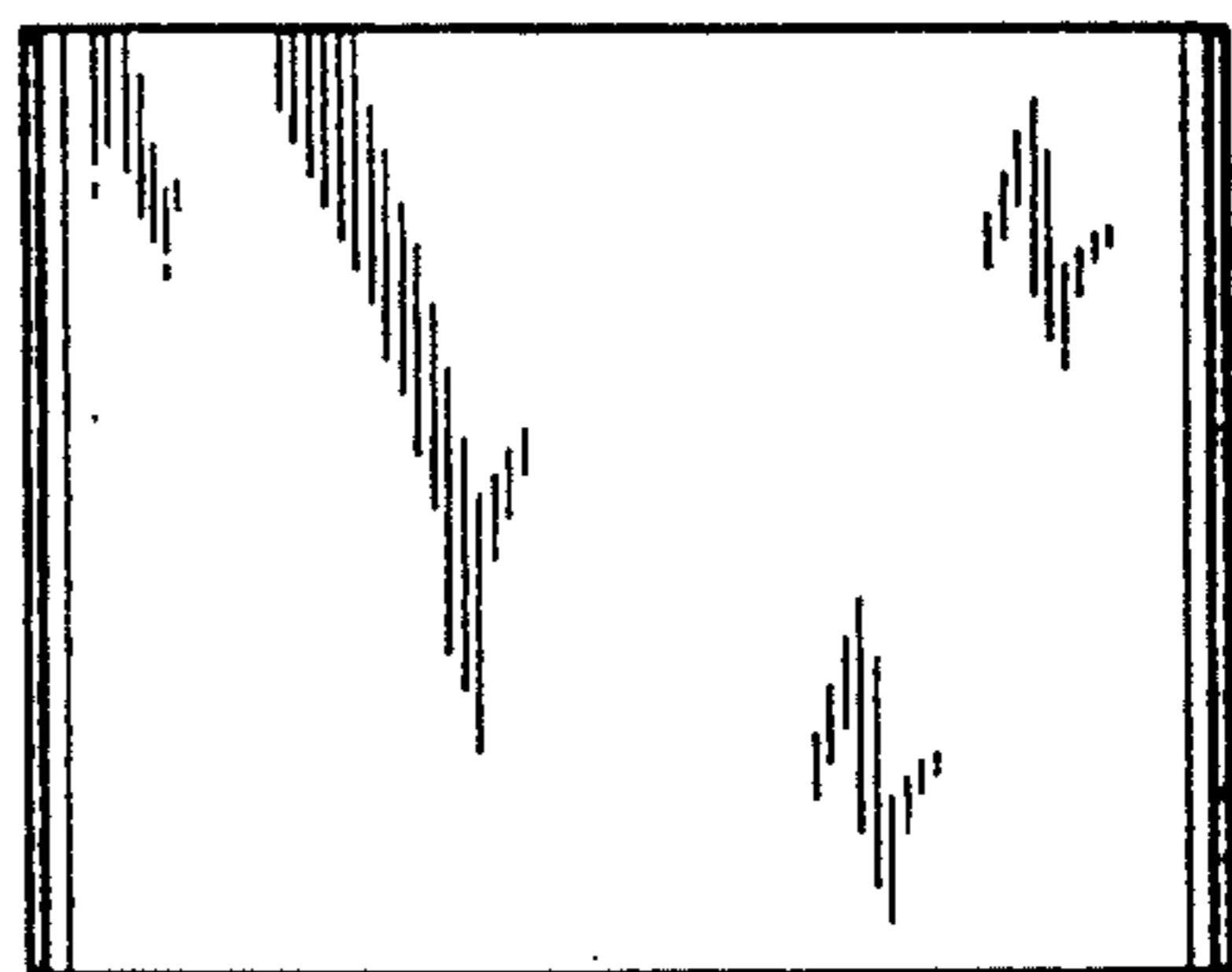


FIG. 7




FIG. 8

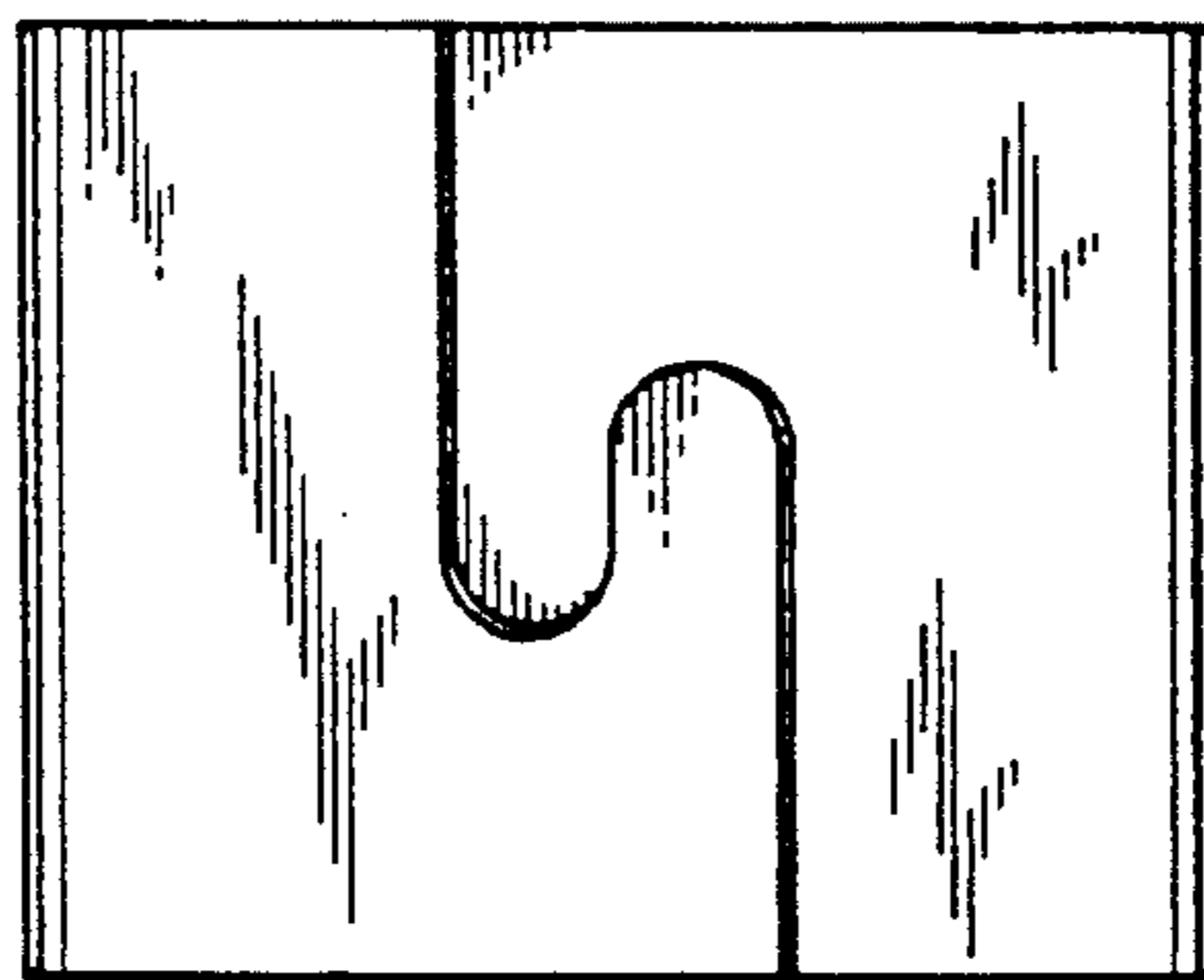


FIG. 9

