



US00D345299S

# United States Patent [19]

[11] Patent Number: Des. 345,299

Schmitt

[45] Date of Patent: \*\* Mar. 22, 1994

## [54] PUMP DISPENSER

[75] Inventor: Paul Schmitt, New York, N.Y.

[73] Assignee: L'Oreal, Clichy Cedex, France

[\*\*] Term: 14 Years

[21] Appl. No.: 909,425

[22] Filed: Jul. 6, 1992

[52] U.S. Cl. .... D9/300; D28/91.1

[58] Field of Search ..... D9/300, 503, 516, 522,  
D9/565, 571, 453, 448; 222/251, 335, 372, 405,  
635; 239/333, 337, 383; D28/91.1

## [56] References Cited

### U.S. PATENT DOCUMENTS

D. 241,918	10/1976	Knickerbocker	.....	D9/448
D. 246,893	1/1978	Eron	.....	D9/300
D. 321,131	10/1991	Wiseman et al.	.....	D9/565 X
D. 333,618	3/1993	Patel et al.	.....	D9/522
D. 334,705	4/1993	Pereira et al.	.....	D9/300
D 337,275	7/1993	Tutssel	.....	D9/575 X
4,591,076	5/1986	Iizuka	.....	239/333 X

## OTHER PUBLICATIONS

Beauty Fashion: May 1984; p. 38; "Spray-On Sun Oil" bottle lower left corner Modern Salon; Jun. 1986; p. 125.

Primary Examiner—Bernard Ansher  
Assistant Examiner—M. Siegel  
Attorney, Agent, or Firm—Brumbaugh, Graves,  
Donohue & Raymond

## [57] CLAIM

The ornamental design for a pump dispenser, as shown and described.

## DESCRIPTION

FIG. 1 is a front view of a pump dispenser showing my new design;



FIG. 2 is a top plan view thereof;

FIG. 3 is a left side view thereof;

FIG. 4 is a right side view thereof;

FIG. 5 is a rear view thereof; and,

FIG. 6 is a bottom plan view thereof.



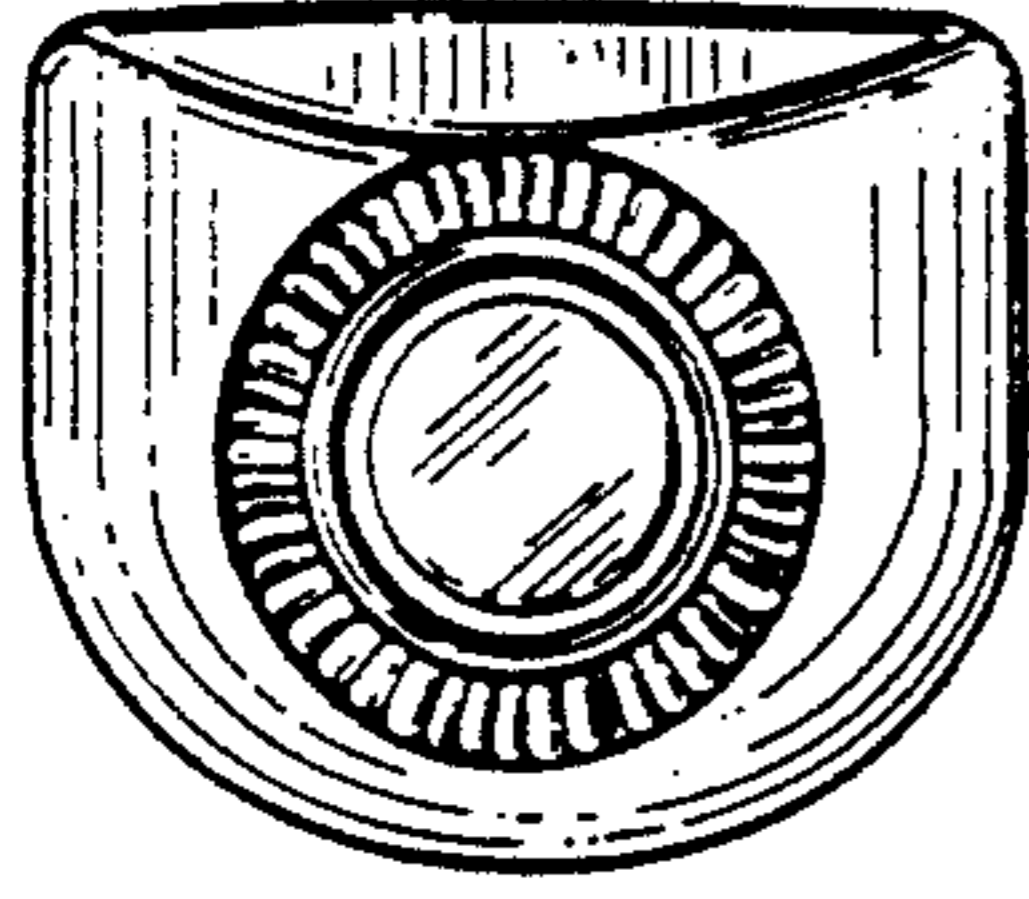


FIG. 2




FIG. 1




FIG. 3

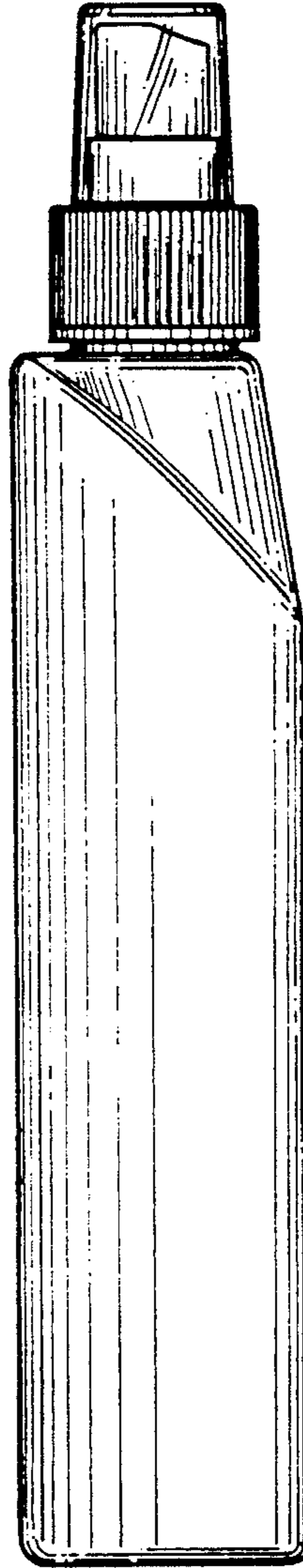


FIG. 4




FIG. 5




FIG. 6