



US00D345278S

# United States Patent [19]

[11] Patent Number: **Des. 345,278**

Hamilton et al.

[45] Date of Patent: **\*\* Mar. 22, 1994**

[54] CUSHION FOR A BATHTUB

3,513,489	5/1970	Miller et al. ....	5/449
3,931,652	1/1976	Navarra .....	4/580
4,023,220	5/1977	Yunker et al. ....	4/580

[76] Inventors: **Teresa Hamilton; Thomas Hamilton,**  
both of 7032 Mower St.,  
Philadelphia, Pa. 19119-2513

*Primary Examiner*—Wallace R. Burke  
*Assistant Examiner*—Lisa Lichtenstein  
*Attorney, Agent, or Firm*—Terry M. Gernstein

[\*\*] Term: **14 Years**

[21] Appl. No.: **4,189**

[57] **CLAIM**

[22] Filed: **Jan. 29, 1993**

The ornamental design for a cushion for a bathtub, as shown.

[52] U.S. Cl. .... **D6/601; D6/604;**  
**D23/304**

**DESCRIPTION**

[58] Field of Search ..... **D6/601, 604; 4/580;**  
**D23/303, 304**

FIG. 1 is an exploded front, top and side perspective view of the cushion for a bathtub showing our new design;

[56] **References Cited**

**U.S. PATENT DOCUMENTS**

85,859	1/1869	Sayer .....	147/33
1,588,487	6/1926	Miller .....	428/195
2,264,672	12/1941	Levine .....	4/580
2,268,747	1/1942	Gaugler .....	4/581

FIG. 2 is a front end elevational view thereof;


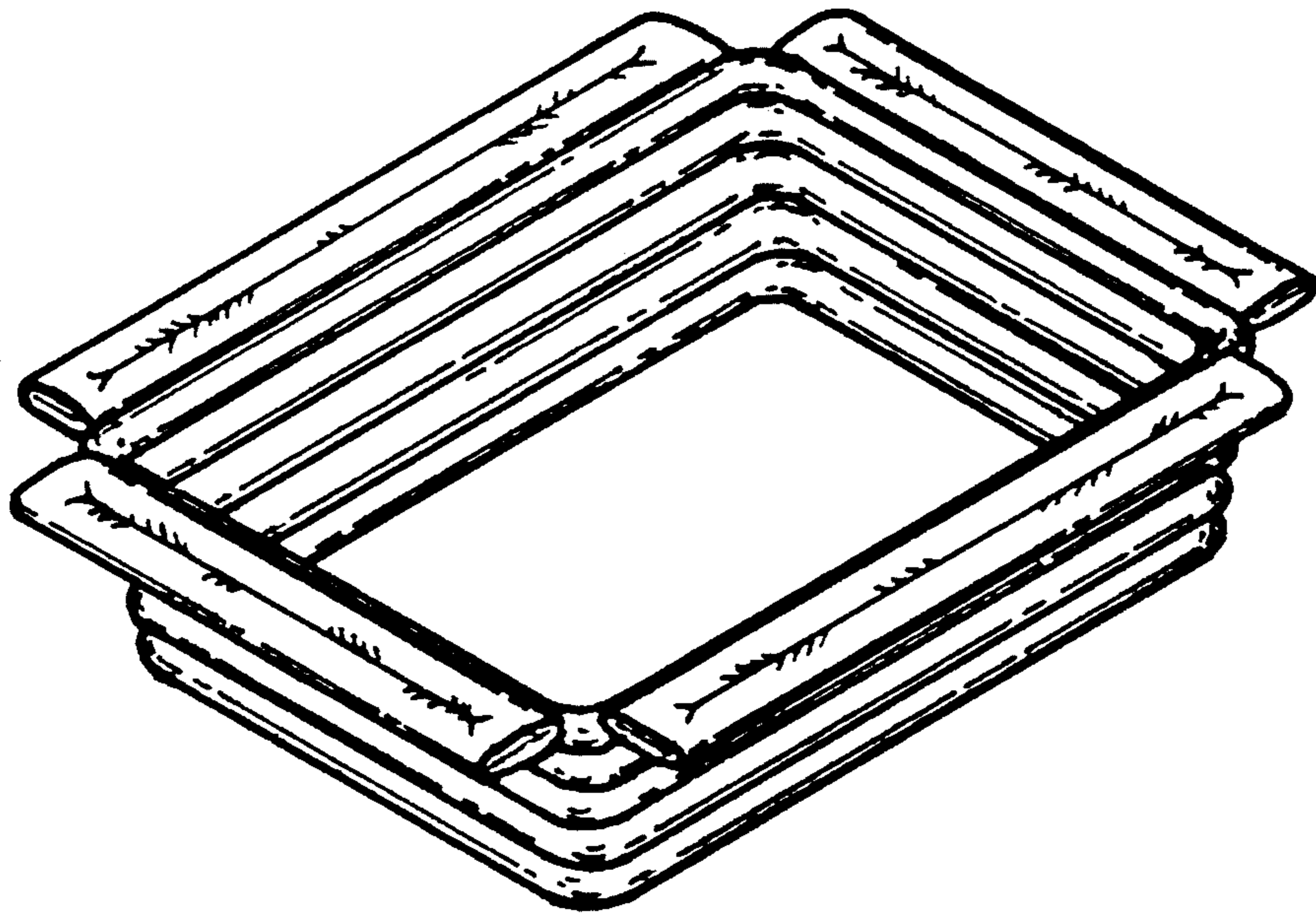
FIG. 3 is a rear end elevational view thereof;

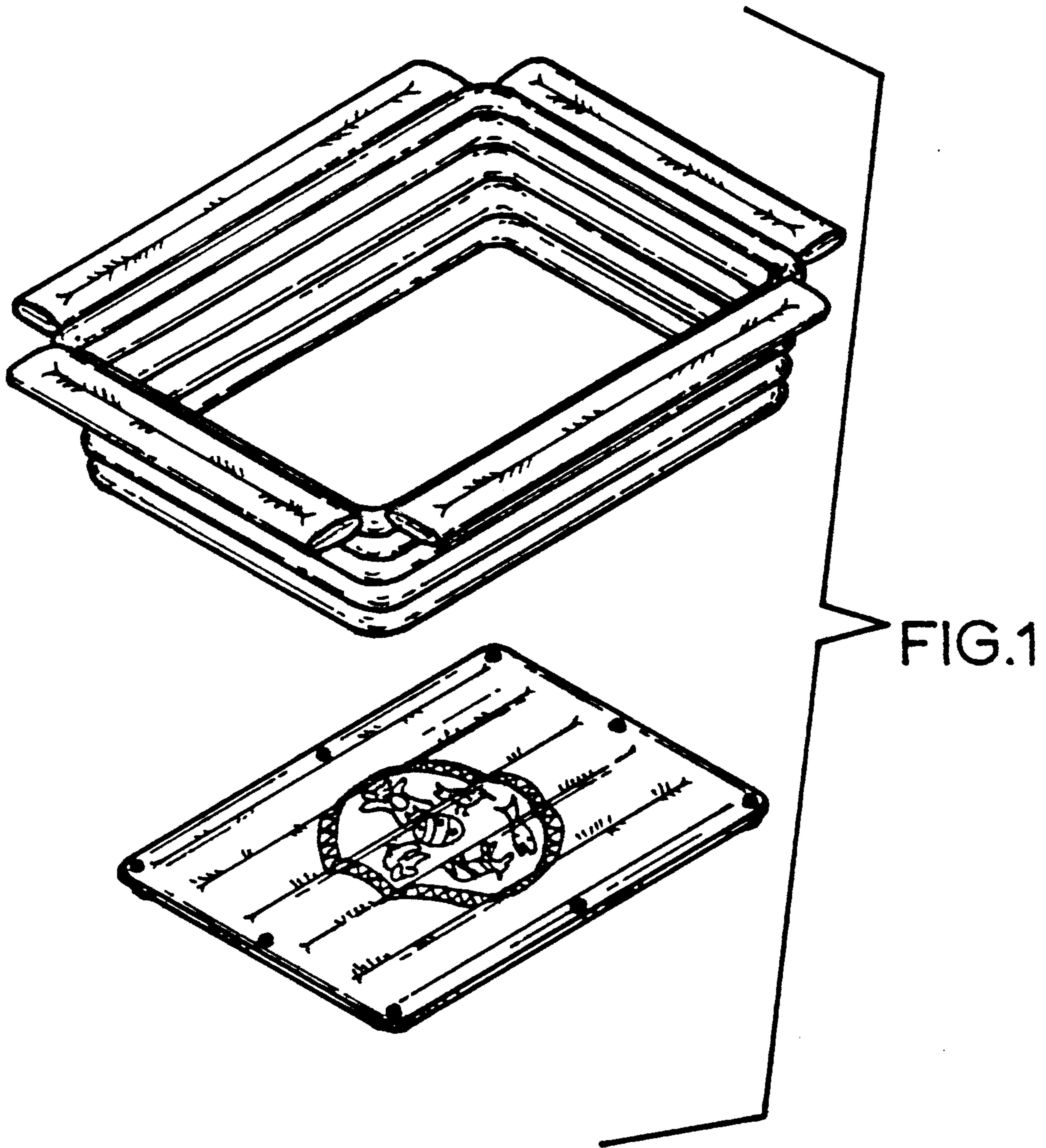
FIG. 4 is a side elevational view thereof;

FIG. 5 is a side elevational view thereof;

FIG. 6 is a top plan view thereof; and,

FIG. 7 is a bottom plan view thereof.








FIG. 2




FIG. 3




FIG. 4




FIG. 5




FIG. 6




FIG. 7