



US00D345257S

United States Patent [19]

[11] Patent Number: **Des. 345,257**

Dunlop

[45] Date of Patent: **** Mar. 22, 1994**

[54] **BOOT RACK**

[76] Inventor: **James K. Dunlop**, The Ivy House,
High Street, Rode, Bath, Avon BA3
6NZ, United Kingdom

[**] Term: **14 Years**

[21] Appl. No.: **954,058**

[22] Filed: **Sep. 29, 1992**

[30] **Foreign Application Priority Data**

Apr. 1, 1992 [GB] United Kingdom 2022001

[52] U.S. Cl. **D6/316; D6/320;**
D6/564; D6/566; D6/569

[58] Field of Search **D6/315, 316, 320, 564,**
D6/566, 569; 211/34, 35, 106

[56] **References Cited**

U.S. PATENT DOCUMENTS

D. 090,548 8/1933 Perry et al. D6/320

D. 213,975	4/1969	Woerner	D6/320
D. 224,866	10/1972	Hammer	D6/316
1,380,683	6/1921	Sanders	211/35
2,295,886	9/1942	Beck	211/35
2,412,847	12/1946	Van Tilburg	211/35
4,376,486	3/1983	Arcadi, Jr.	211/35



Primary Examiner—B. J. Bullock
Attorney, Agent, or Firm—R. Neil Sudol; Henry D. Coleman

[57] **CLAIM**

The ornamental design for a boot rack, as shown and described.

DESCRIPTION

FIG. 1 is a front elevational view of a boot rack showing my new design;
FIG. 2 is a rear elevational view thereof;
FIG. 3 is a top plan view thereof;
FIG. 4 is a left side elevational view thereof;
FIG. 5 is a right side elevational view thereof; and,
FIG. 6 is a bottom plan view thereof.






FIG 1

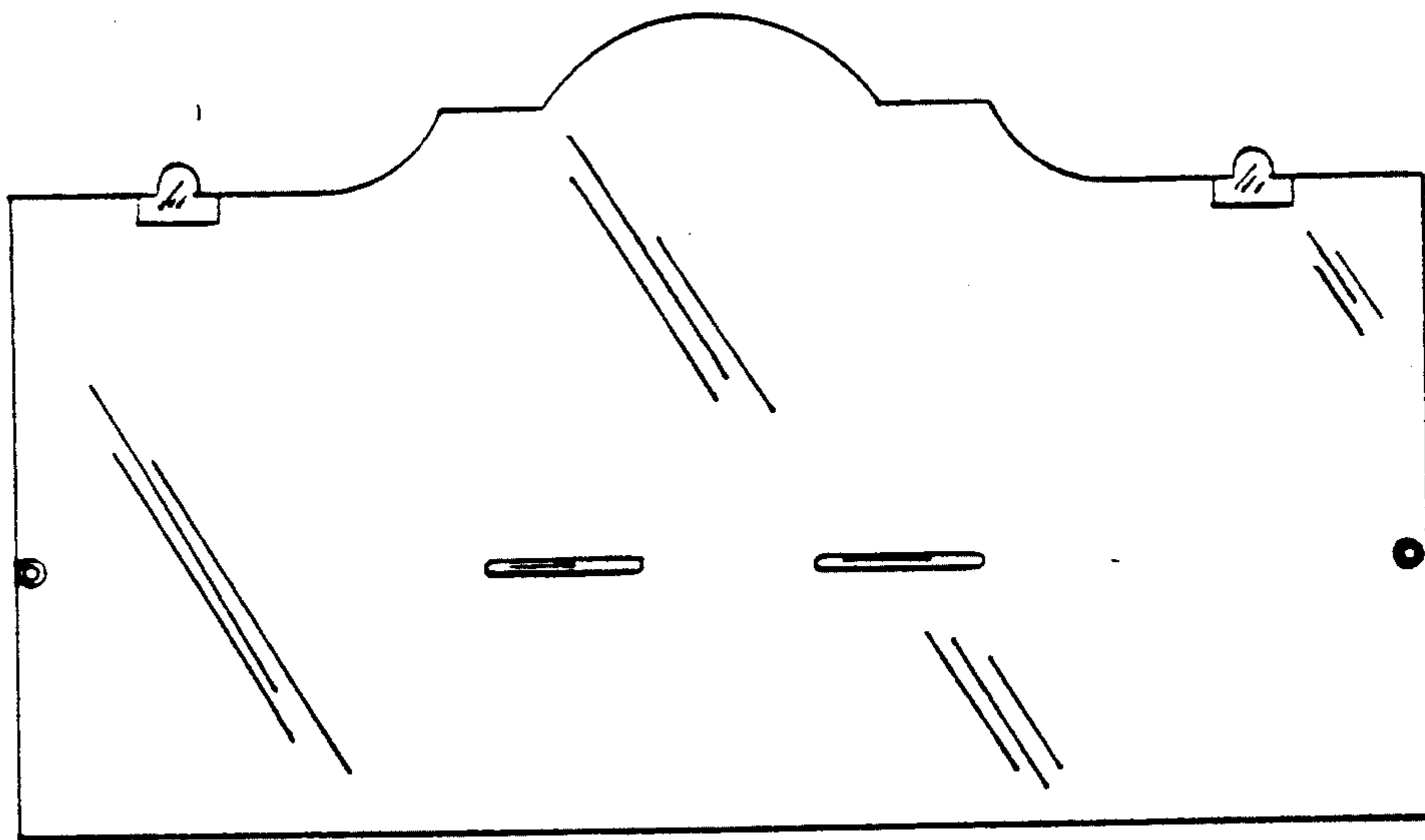


FIG 2

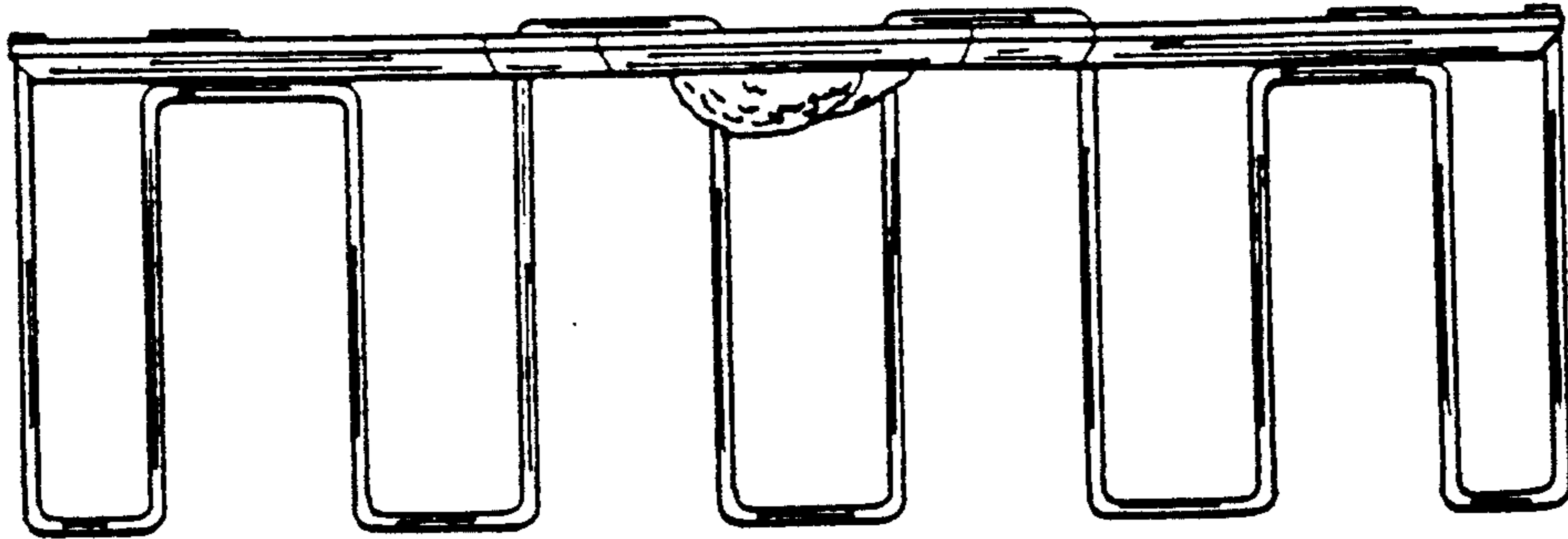


FIG 3




FIG 4

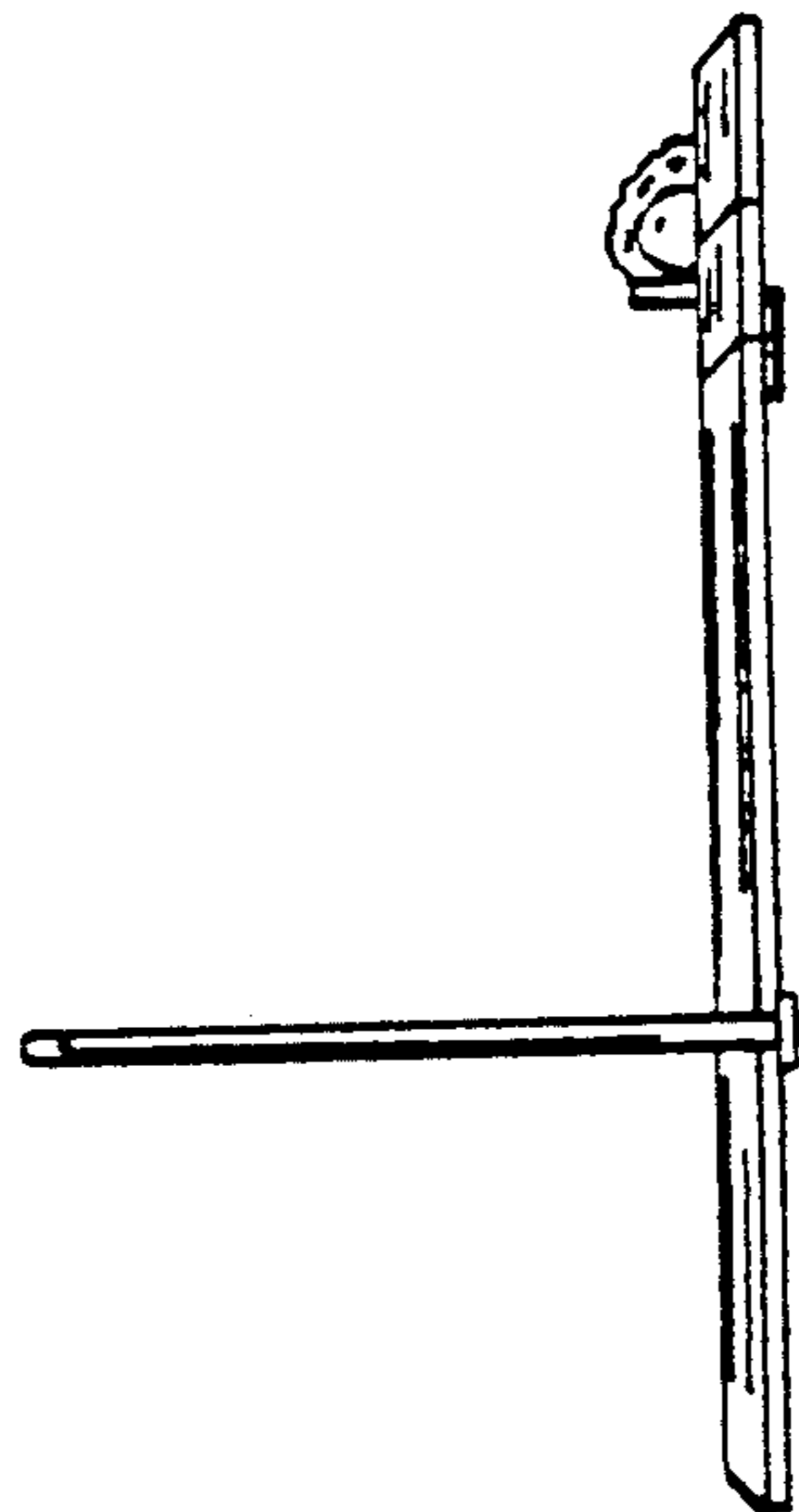


FIG 5

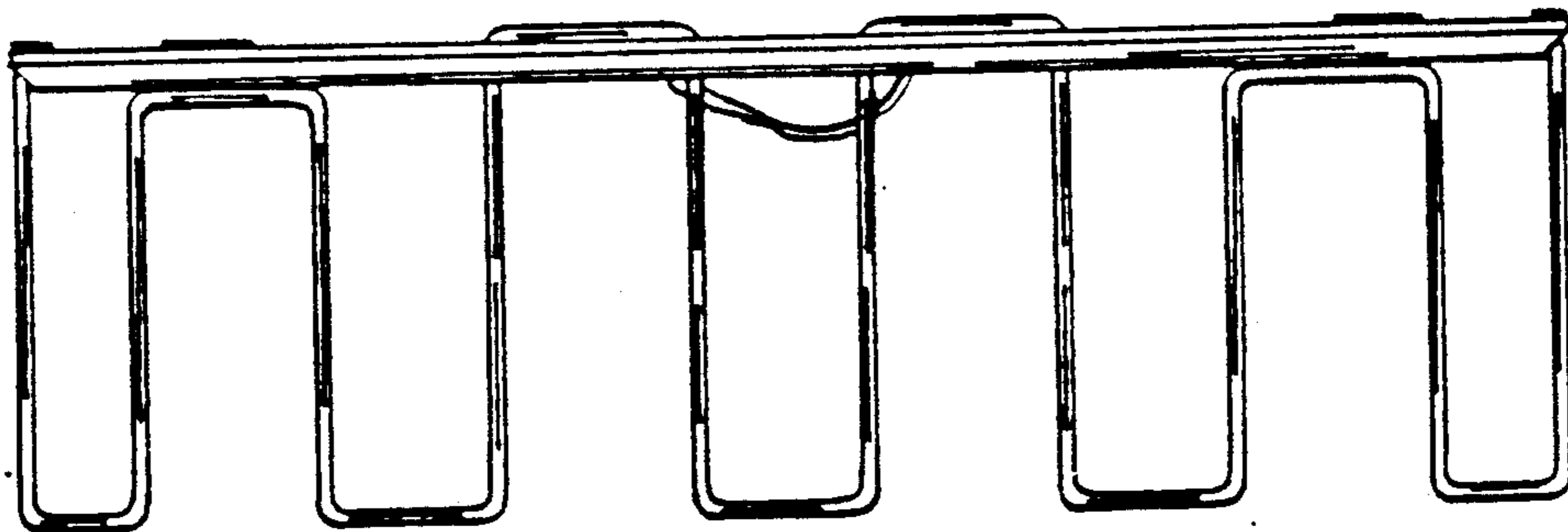


FIG 6