



US00D345251S

# United States Patent [19]

[11] Patent Number: **Des. 345,251**

**Pounds**

[45] Date of Patent: **\*\* Mar. 22, 1994**

[54] COMBINATION SOCK

[76] Inventor: **Robert D. Pounds**, 675 Short Rd., Fairburn, Ga. 30213

[\*\*] Term: **14 Years**

[21] Appl. No.: **781,279**

[22] Filed: **Oct. 23, 1991**

[52] U.S. Cl. .... **D2/980**

[58] Field of Search ..... **D2/329, 330, 331, 332, D2/333, 334, 335, 336; 2/239, 240; 602/62, 63; 66/196, 178 R, 202; 15/227, 104.93, 104.94**

[56] **References Cited**

### U.S. PATENT DOCUMENTS

D. 162,774	4/1951	Beauchemin	.....	D2/331
365,671	6/1887	Chester	.....	2/239
1,160,819	11/1915	Barr	.....	2/239
1,496,696	6/1924	Wilcox	.....	D2/331 X
2,960,751	11/1960	Reymes-Cole	.....	D2/338 X
3,013,564	12/1961	Levey	.....	2/240
4,155,123	5/1979	Popper	.....	2/239
4,615,188	10/1986	Hursh	.....	

4,631,755	12/1986	Zingg	.....	
4,734,938	4/1988	Anderson	.....	
4,852,272	8/1989	Chilewich et al.	.....	2/239 X
5,095,548	3/1992	Chesebro, Jr.	.....	66/178 X

### FOREIGN PATENT DOCUMENTS

1222242	1/1960	France	.....	2/239
---------	--------	--------	-------	-------

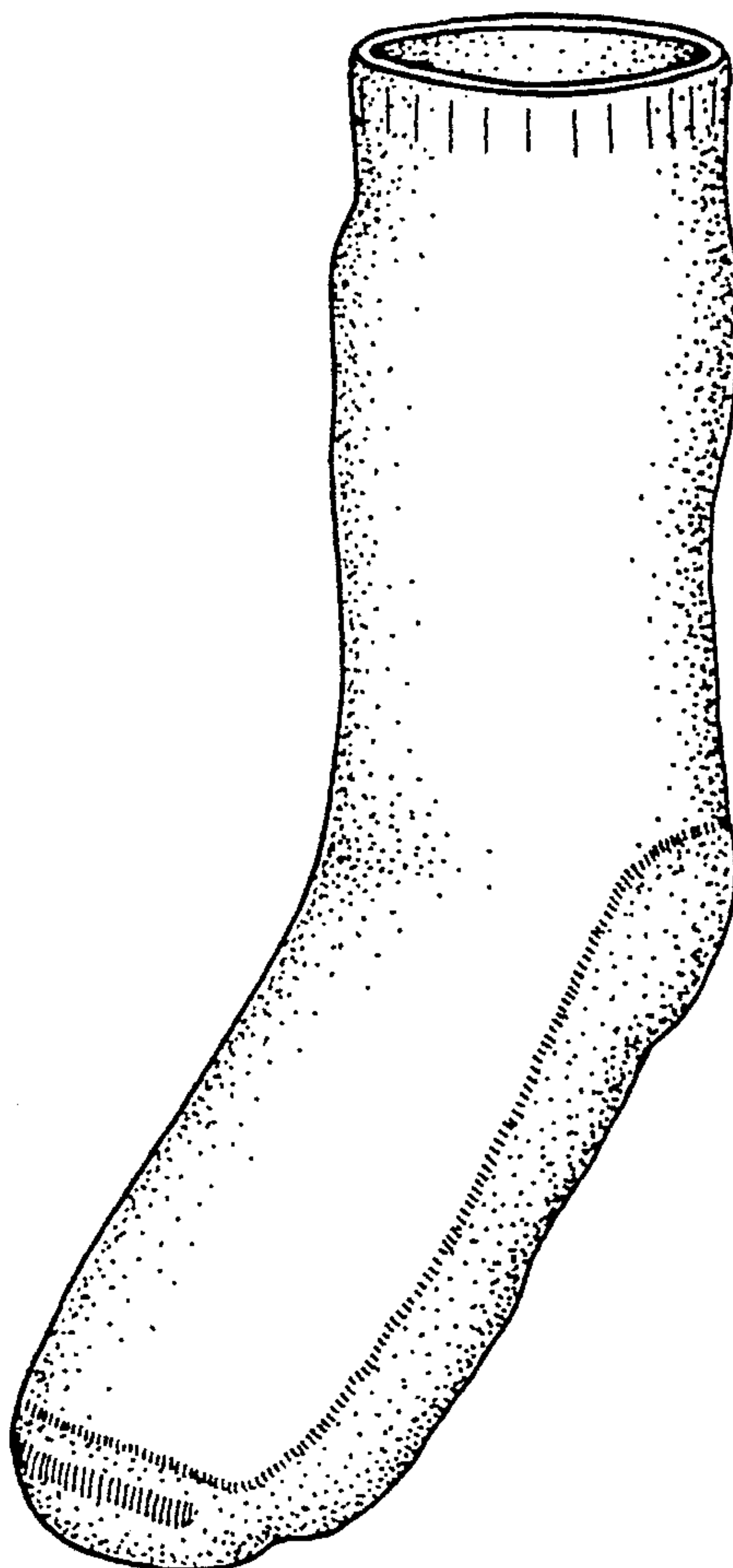
*Primary Examiner*—Melvin B. Feifer  
*Assistant Examiner*—Paula Mortimer  
*Attorney, Agent, or Firm*—Terry M. Gernstein

### [57] CLAIM

The ornamental design for a combination sock, as shown and described.

### DESCRIPTION

FIG. 1 is a front perspective view of a combination sock showing my new design;  
FIG. 2 is a front elevational view thereof;  
FIG. 3 is a rear elevational view thereof;  
FIG. 4 is a side elevational view thereof;  
FIG. 5 is a side elevational view thereof;  
FIG. 6 is a top plan view thereof; and,  
FIG. 7 is a bottom plan view thereof.



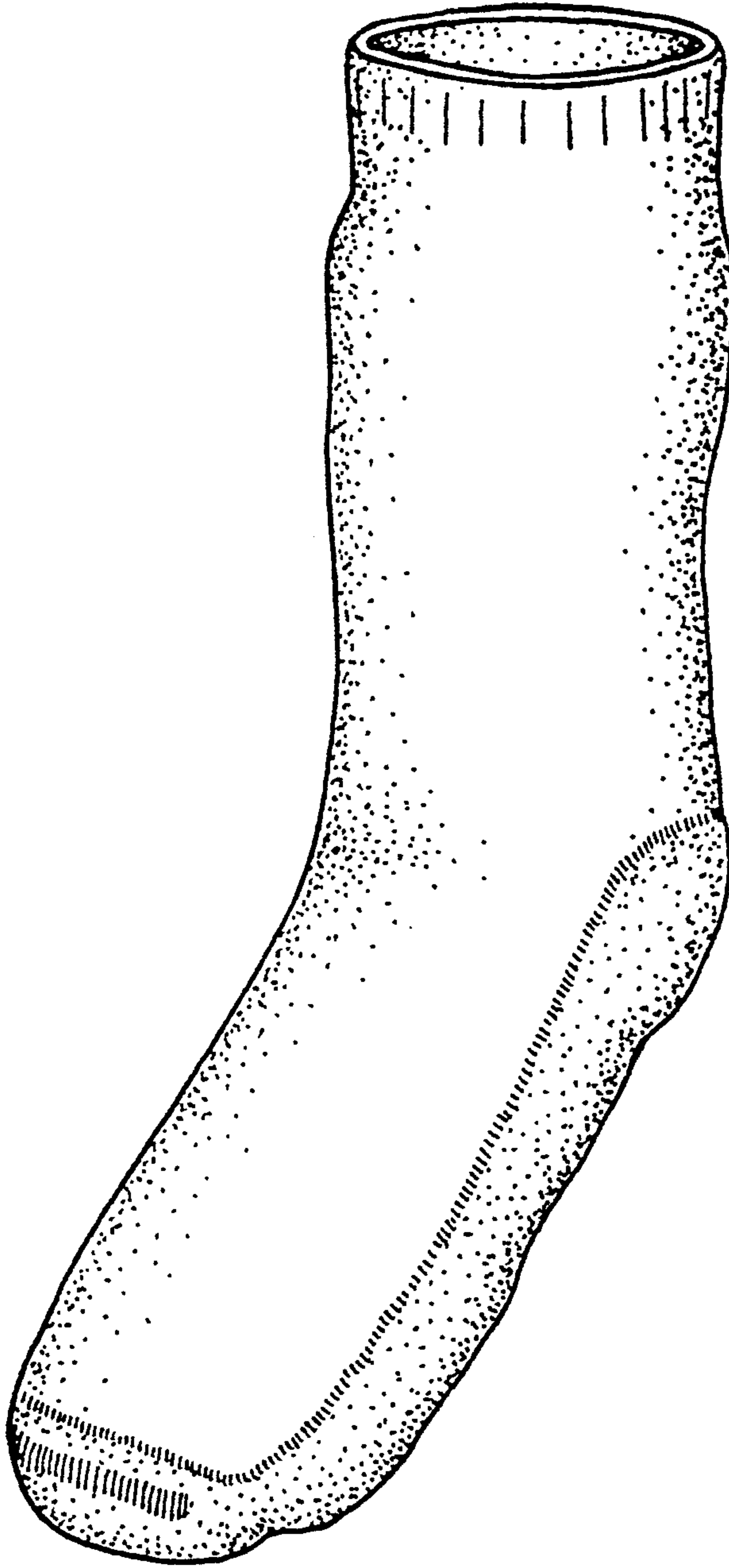


FIG. 1




FIG. 2




FIG. 3

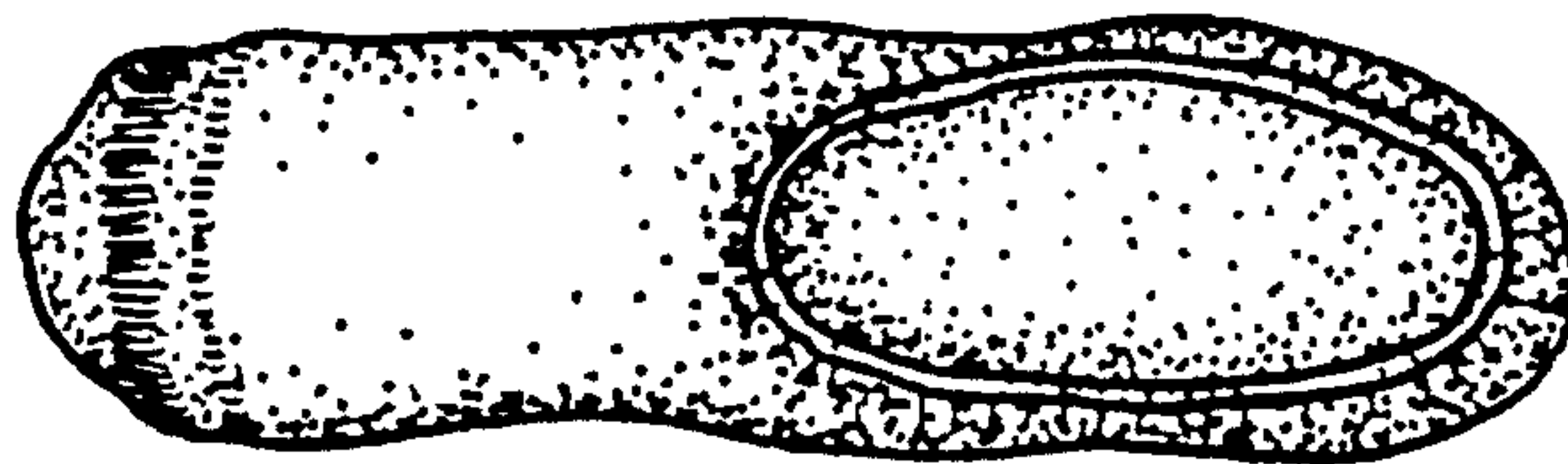


FIG. 6

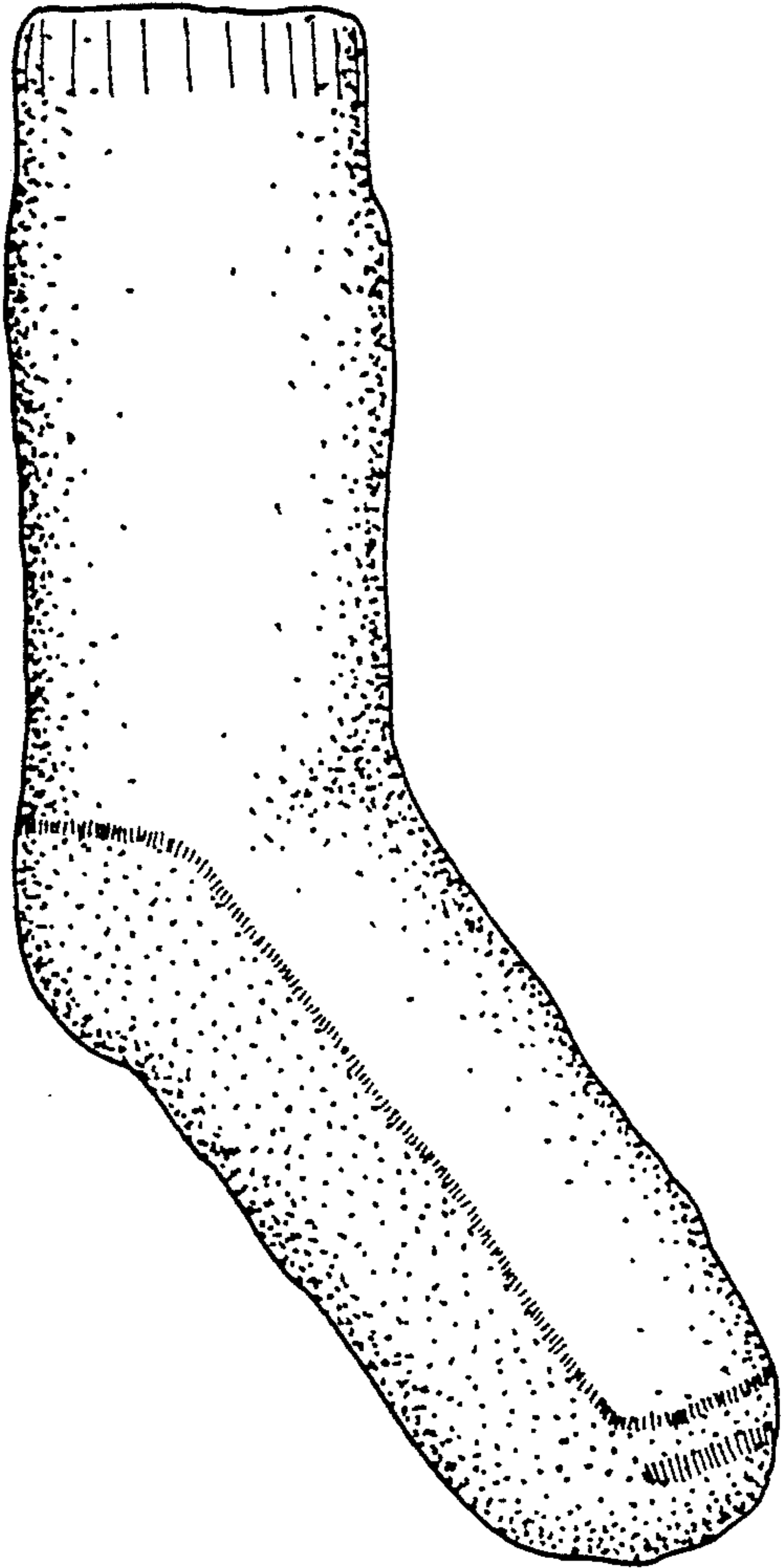


FIG. 4

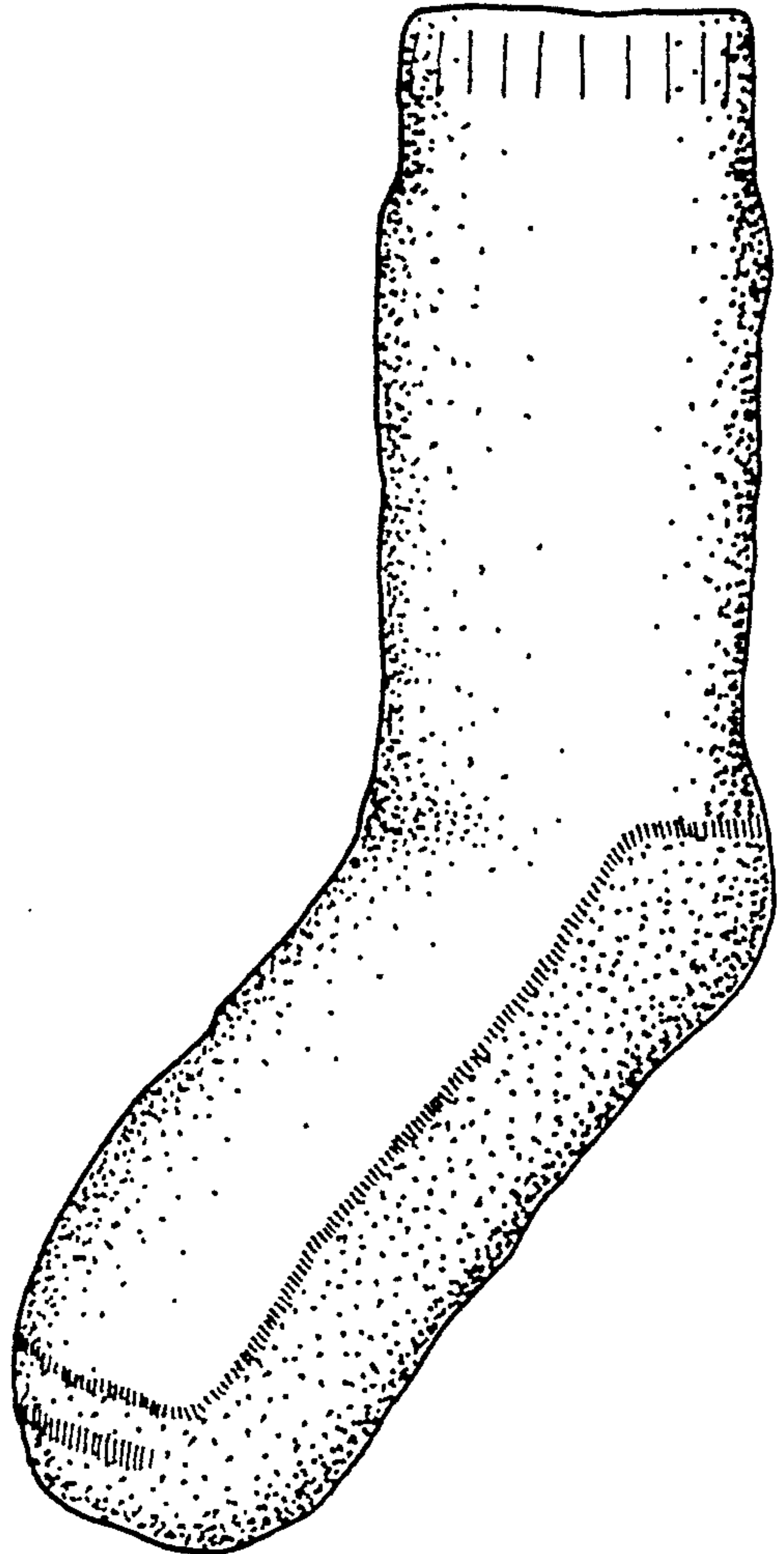


FIG. 5




FIG. 7