



US00D345249S

United States Patent [19] Sell, Jr.

[11] Patent Number: **Des. 345,249**
[45] Date of Patent: **** Mar. 22, 1994**

[54] **BLADDER FOR A SHOE SOLE**
[75] Inventor: **James C. Sell, Jr., Beaverton, Oreg.**
[73] Assignee: **Nike, Inc., Beaverton, Oreg.**
[**] Term: **14 Years**
[21] Appl. No.: **7,933**
[22] Filed: **Apr. 20, 1993**
[52] U.S. Cl. **D2/961**
[58] Field of Search **D2/264, 265, 308-314, D2/317-323; D3/54; 36/28, 29, 43, 44, 89, 91, 112-114, 132, 136, 153**

4,912,861	4/1990	Huang	36/29
4,936,029	1/1990	Rudy	36/29
4,962,593	10/1990	Brown	36/44
4,970,807	11/1990	Anderie et al.	36/28
4,972,611	11/1990	Swartz et al.	36/28
4,991,317	2/1991	Lakie	36/44
5,005,300	4/1991	Diaz et al.	36/114
5,042,176	8/1991	Rudy	36/29
5,131,174	7/1992	Drew et al.	36/29 X

FOREIGN PATENT DOCUMENTS

83999	7/1957	Denmark	.
0198951	10/1985	European Pat. Off.	.
798246	9/1935	France	.
454529	10/1936	United Kingdom	.
2183446	6/1987	United Kingdom	.
2188825	10/1987	United Kingdom	.

[56] References Cited

U.S. PATENT DOCUMENTS

D. 117,383	10/1939	Perault	.
D. 300,084	3/1989	Ito et al.	D2/318
D. 300,085	3/1989	Ito et al.	D2/318
D. 336,772	6/1993	Forland et al.	D2/318
1,435,602	11/1922	Hanson	36/153
1,517,171	11/1924	Rosenwasser	.
1,910,609	5/1933	Keller	.
1,976,656	10/1934	Clark	.
2,004,906	6/1935	Sinister	.
2,080,469	5/1937	Gilbert	36/37 X
2,177,116	10/1939	Persichino	.
2,286,495	6/1942	Matteson	.
2,330,398	9/1943	Vass	36/91 X
3,160,963	12/1964	Aaskov	.
4,317,293	3/1982	Sigle et al.	36/43
4,442,612	4/1984	Hauser	36/43
4,445,283	5/1984	Meyers	36/29
4,471,538	9/1984	Pomeranz et al.	36/28
4,486,964	12/1984	Rudy	36/28
4,499,672	2/1985	Kim	36/29 X
4,817,304	4/1989	Parker et al.	36/114
4,862,604	9/1989	Hauser	36/43
4,906,502	3/1990	Rudy	36/29 X

OTHER PUBLICATIONS

Exhibits A-G, Photographs of Bladders (Date Unknown, Submitted As Price Art).

Primary Examiner—Louis S. Zarfaz
Attorney, Agent, or Firm—Banner, Birch, McKie & Beckett

[57] CLAIM

The ornamental design for a bladder for a shoe sole, as shown and described.

DESCRIPTION

FIG. 1 is a perspective view of a bladder for a shoe sole showing my new design;
FIG. 2 is a top plan view thereof;
FIG. 3 is a left side elevational view thereof;
4 is a right side elevational view thereof;
FIG. 5 is a front view thereof;
FIG. 6 is a rear view thereof; and,
FIG. 7 is a cross-sectional view taken longitudinally along the line 7—7 of FIG. 2.

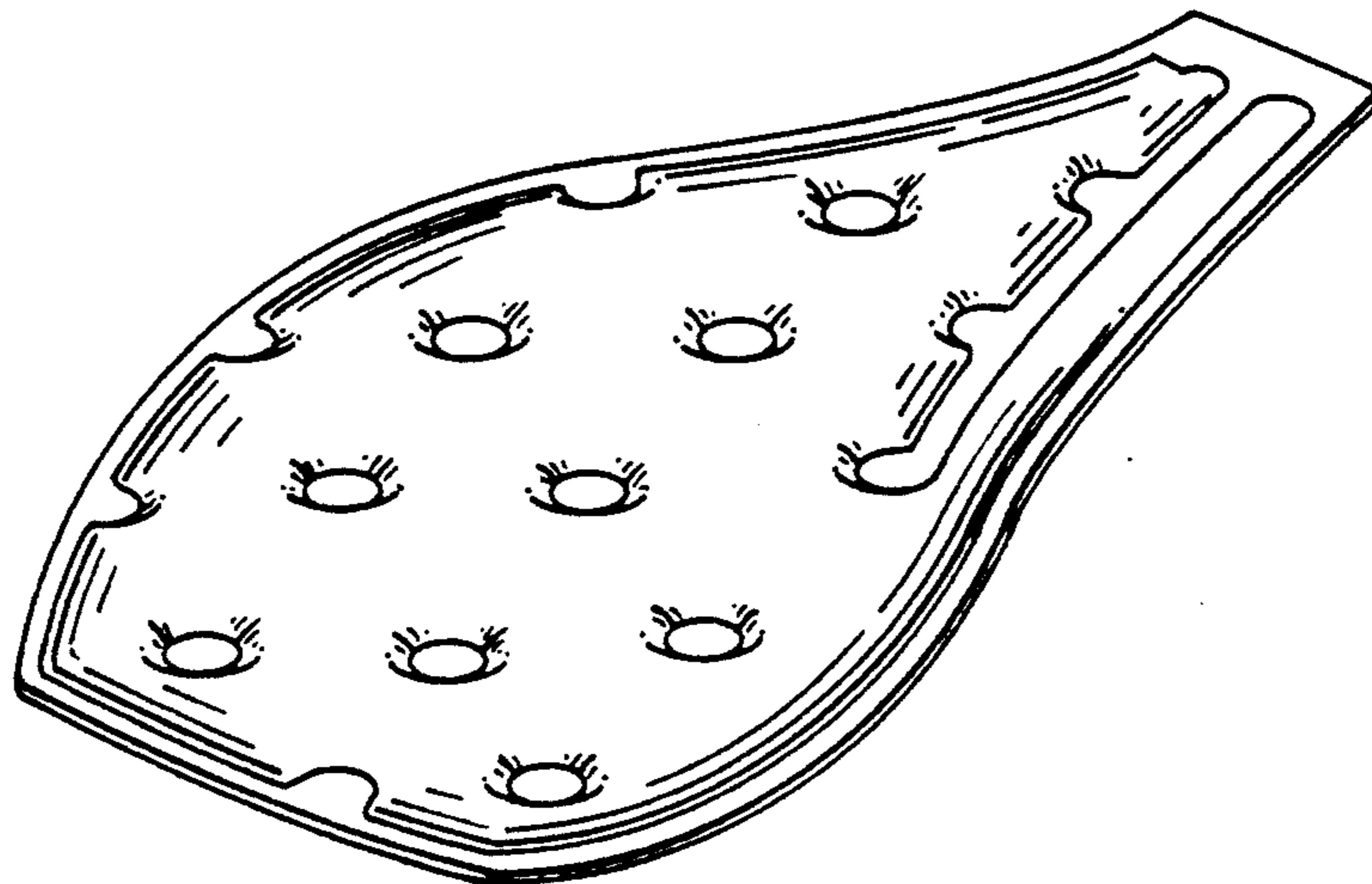


FIG. 1

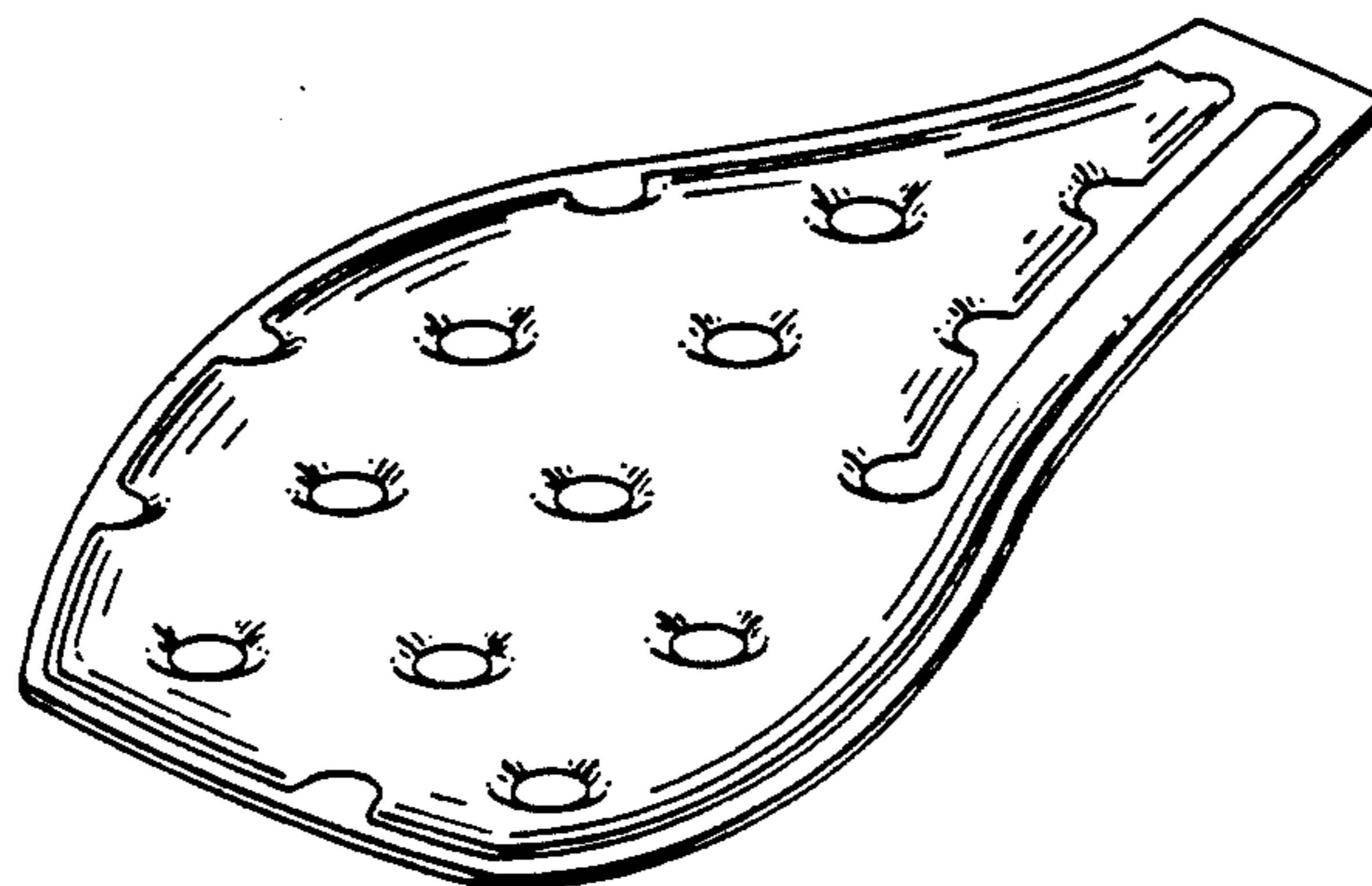


FIG. 2

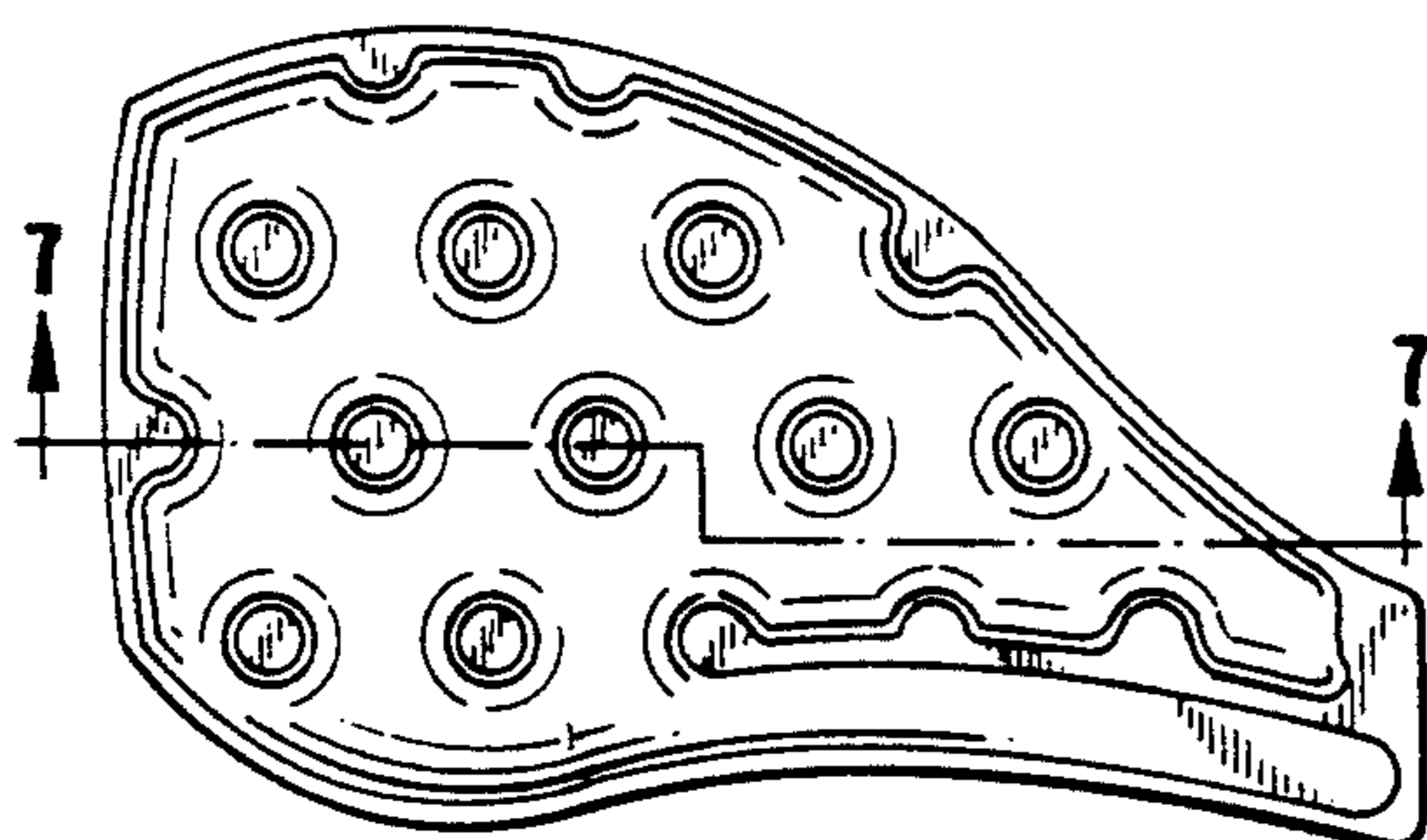


FIG. 3



FIG. 4



FIG. 5



FIG. 6



FIG. 7

