



US00D345246S

# United States Patent [19]

[11] Patent Number: **Des. 345,246**

Greene

[45] Date of Patent: **\*\* Mar. 22, 1994**

[54] **SHOE UPPER**

4,622,763 11/1986 Adams ..... 36/114 X

[75] Inventor: **Pamela S. Greene, Portland, Oreg.**

**OTHER PUBLICATIONS**

[73] Assignee: **Nike, Inc., Beaverton, Oreg.**

Nike Fall 1992 Footwear Catalog, p. 104, published Dec. 1991.

[\*\*] Term: **14 Years**

Nike Spring 1993 Footwear Catalog, p. 94, published May 1992.

[21] Appl. No.: **9,043**

Nike Fall 1993 Footwear Catalog, p. 98, published Dec. 1992.

[22] Filed: **Jun. 4, 1993**

[52] U.S. Cl. .... **D2/978**

[58] Field of Search ..... **D2/264, 265, 272, 308-314; 36/45, 83, 84, 89, 100-107, 50.1, 54, 112-114, 132, 136**

*Primary Examiner*—Louis S. Zarfaz  
*Attorney, Agent, or Firm*—Banner, Birch, McKie & Beckett

[56] **References Cited**

[57] **CLAIM**


**U.S. PATENT DOCUMENTS**

The ornamental design for a shoe upper, as shown and described.

Re. 31,052	10/1982	Adams .....	36/50
D. 265,521	7/1982	Vermonet .....	D2/309
D. 279,139	6/1985	Gamm .....	D2/310
D. 291,501	8/1987	Tong .....	D2/314
D. 292,241	10/1987	Selbiger et al. .	
D. 296,146	6/1988	McCrea .	
D. 297,882	10/1988	Tong et al. .	
D. 299,183	1/1989	Brown .	
D. 304,389	11/1989	Miller .	
D. 304,519	11/1989	Miller .	
D. 305,379	1/1990	Brown et al. .	
D. 309,667	8/1990	Aveni .	
D. 313,885	1/1991	Richard et al. .	
D. 329,128	9/1992	Rogers et al. ....	D2/314
D. 329,937	10/1992	Hatfield et al. ....	D2/314
4,442,613	4/1984	Dobbin .....	36/54 X
4,538,367	9/1985	Adams .....	36/50

**DESCRIPTION**

FIG. 1 is a side elevational view of one side of a shoe upper showing my new design;  
 FIG. 2 is a side elevational view of the other side of the shoe upper shown in FIG. 1;  
 FIG. 3 is a front elevational view of the shoe upper shown in FIG. 1;  
 FIG. 4 is a rear elevational view of the shoe upper shown in FIG. 1; and,  
 FIG. 5 is a top plan view of the shoe upper shown in FIG. 1.  
 The broken line showing of a shoe midsole and outsole is for illustrative purposes and forms no part of the claimed design.



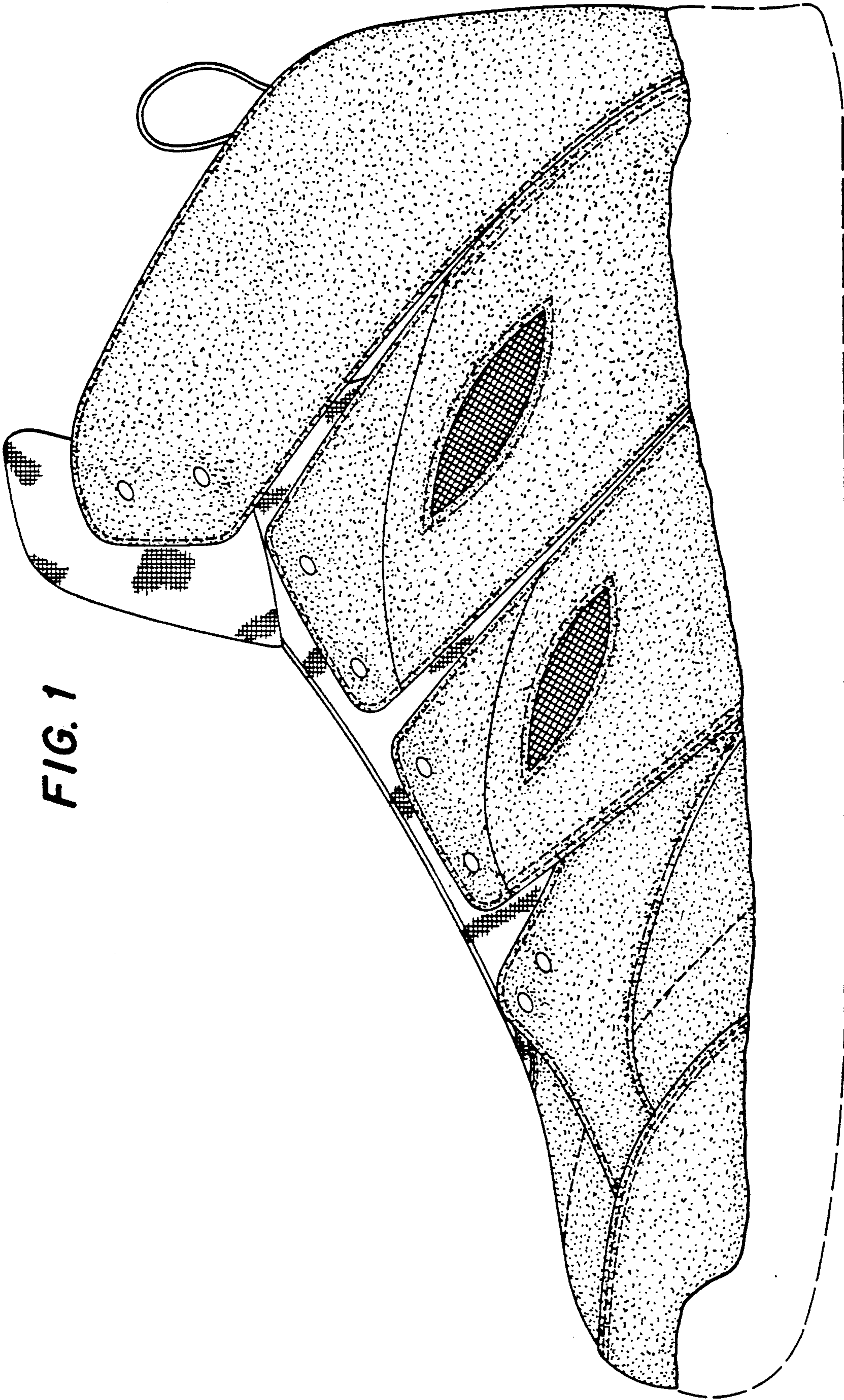
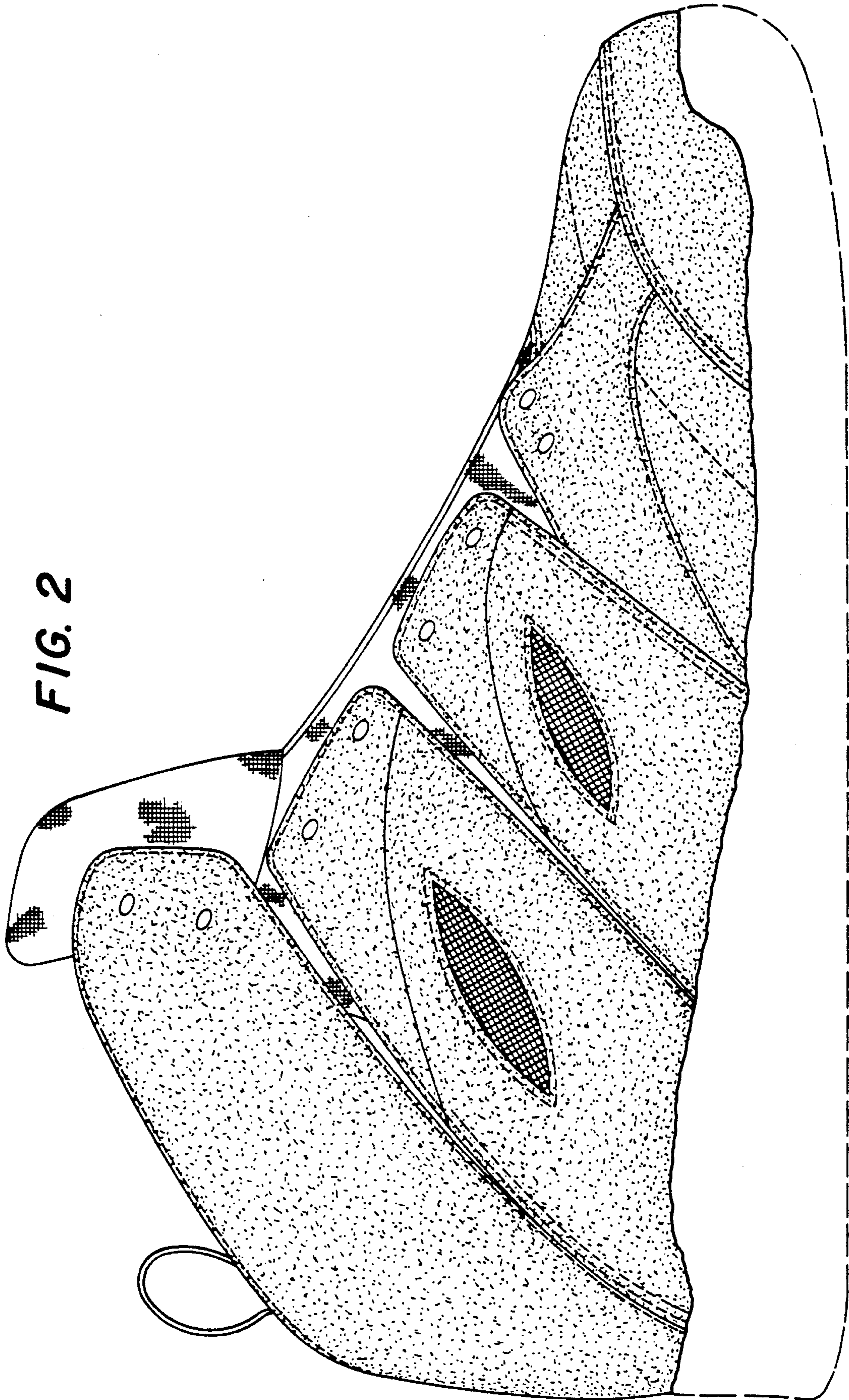


FIG. 1

FIG. 2



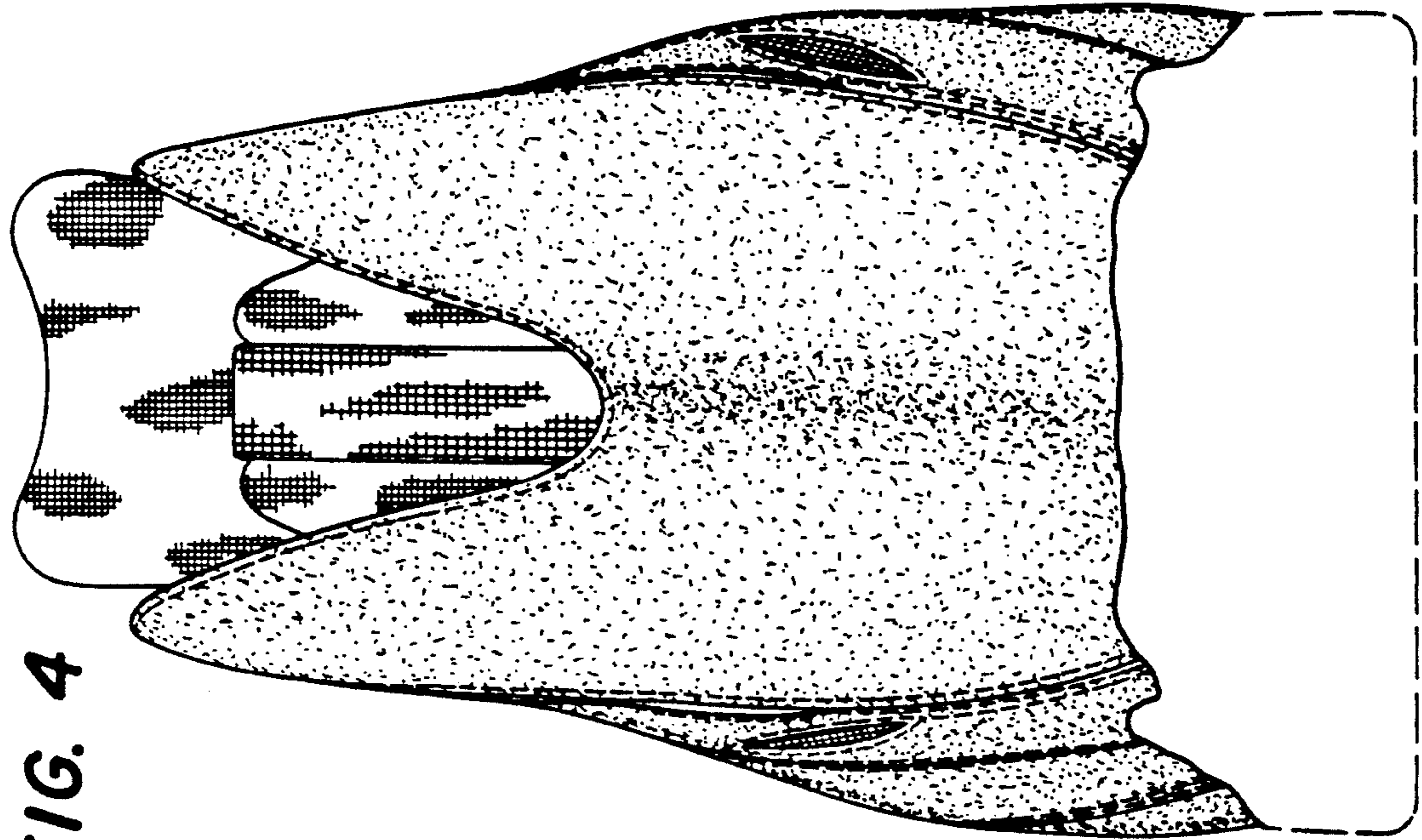


FIG. 4

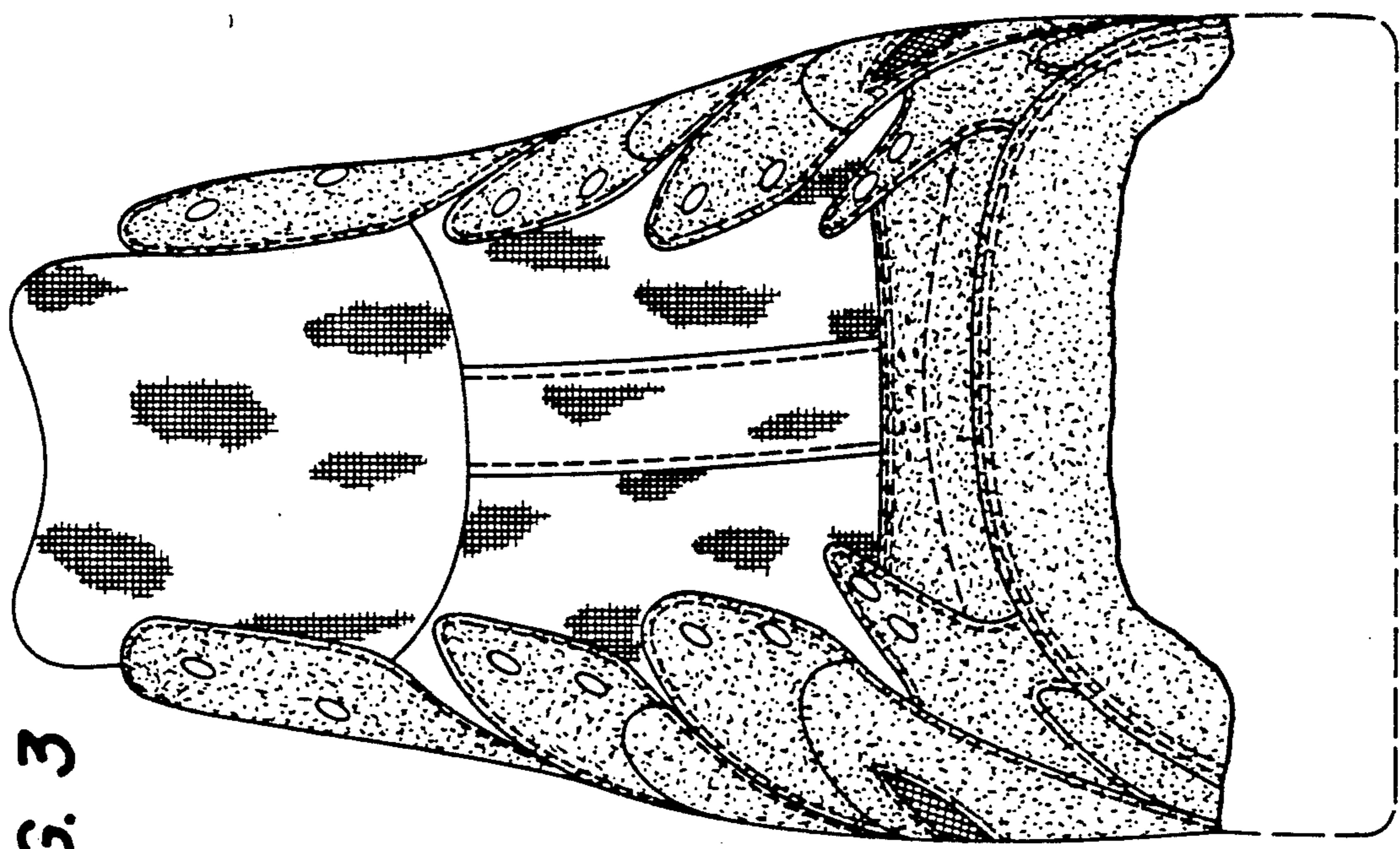


FIG. 3

FIG. 5

