



US00D345244S

United States Patent [19]

[11] Patent Number: **Des. 345,244**

Smith

[45] Date of Patent: **** Mar. 22, 1994**

[54] **SHOE UPPER**

[75] Inventor: **Wilson W. Smith, Beaverton, Oreg.**

[73] Assignee: **Nike, Inc., Beaverton, Oreg.**

[**] Term: **14 Years**

[21] Appl. No.: **6,406**

[22] Filed: **Mar. 26, 1993**

[52] U.S. Cl. **D2/970**

[58] Field of Search **D2/264, 265, 272, 308-315; 36/43, 83, 84, 58.5, 89, 100-107, 112-114, 117, 132, 136**

D. 330,626	11/1992	McDonald et al.	D2/314
D. 333,721	3/1993	Hatfield	D2/310 X
4,236,328	12/1980	Friedlander	36/58.5
4,670,998	6/1987	Pasternak	36/114

OTHER PUBLICATIONS

Nike Spring 1989 Footwear Catalog, p. 156 (published May 1988).
Nike Spring 1993 Footwear Catalog, p. 86 (published May 1992).

Primary Examiner—Louis S. Zarfes
Attorney, Agent, or Firm—Banner, Birch, McKie & Beckett

[56] **References Cited**

U.S. PATENT DOCUMENTS

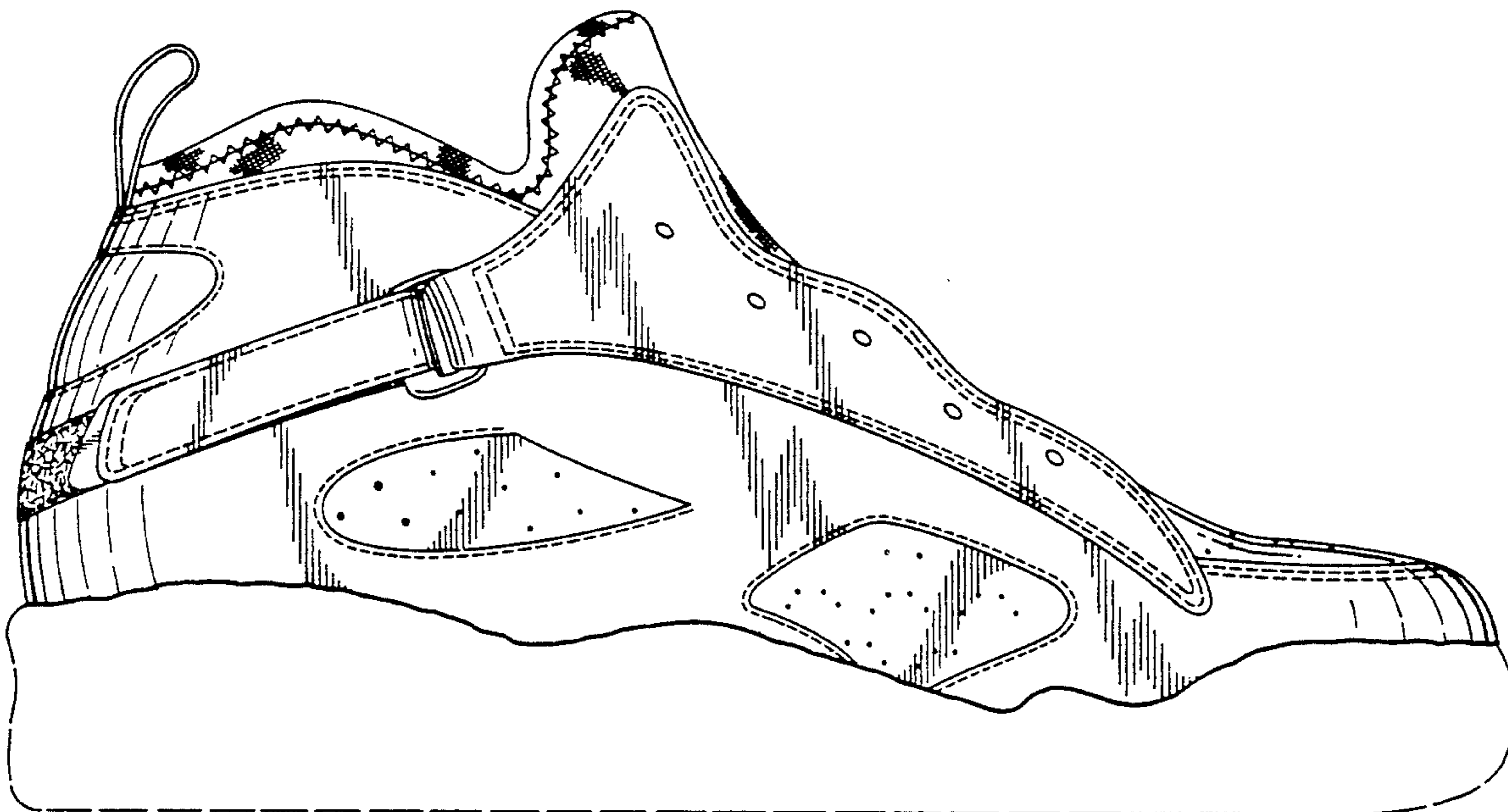
D. 292,241	10/1987	Selbiger	D2/312 X
D. 293,847	1/1988	Le	D2/310 X
D. 293,970	2/1988	Brown et al.	D2/310 X
D. 296,837	7/1988	Brown	D2/314
D. 298,282	11/1988	Brown	D2/314
D. 301,389	6/1989	Miller	D2/314
D. 315,054	3/1991	Hatfield	D2/309 X
D. 315,441	3/1991	Hatfield	D2/309 X
D. 316,624	5/1991	Hatfield et al.	D2/309 X
D. 318,944	8/1991	Lucas	D2/314
D. 319,723	9/1991	Greene	D2/314
D. 319,918	9/1991	Hatfield	D2/314
D. 322,505	12/1991	Hatfield	D2/314
D. 322,689	1/1993	Worthington	D2/314
D. 322,880	1/1992	Smith, III	D2/314
D. 325,118	4/1992	Smith	D2/309 X
D. 325,119	4/1992	Smith	D2/309 X

[57] **CLAIM**

The ornamental design for a shoe upper, as shown and described.

DESCRIPTION

FIG. 1 is a side elevational view of one side of a shoe upper showing my new design;
FIG. 2 is a side elevational view of the other side of the shoe upper shown in FIG. 1;
FIG. 3 is a front elevational view of the shoe upper shown in FIG. 1;
FIG. 4 is a rear elevational view of the shoe upper shown in FIG. 1; and,
FIG. 5 is a top plan view of the shoe upper shown in FIG. 1.
The broken line showing of a shoe sole, including the cupped vertical sides of the sole, is for illustrative purposes and forms no part of the claimed design.



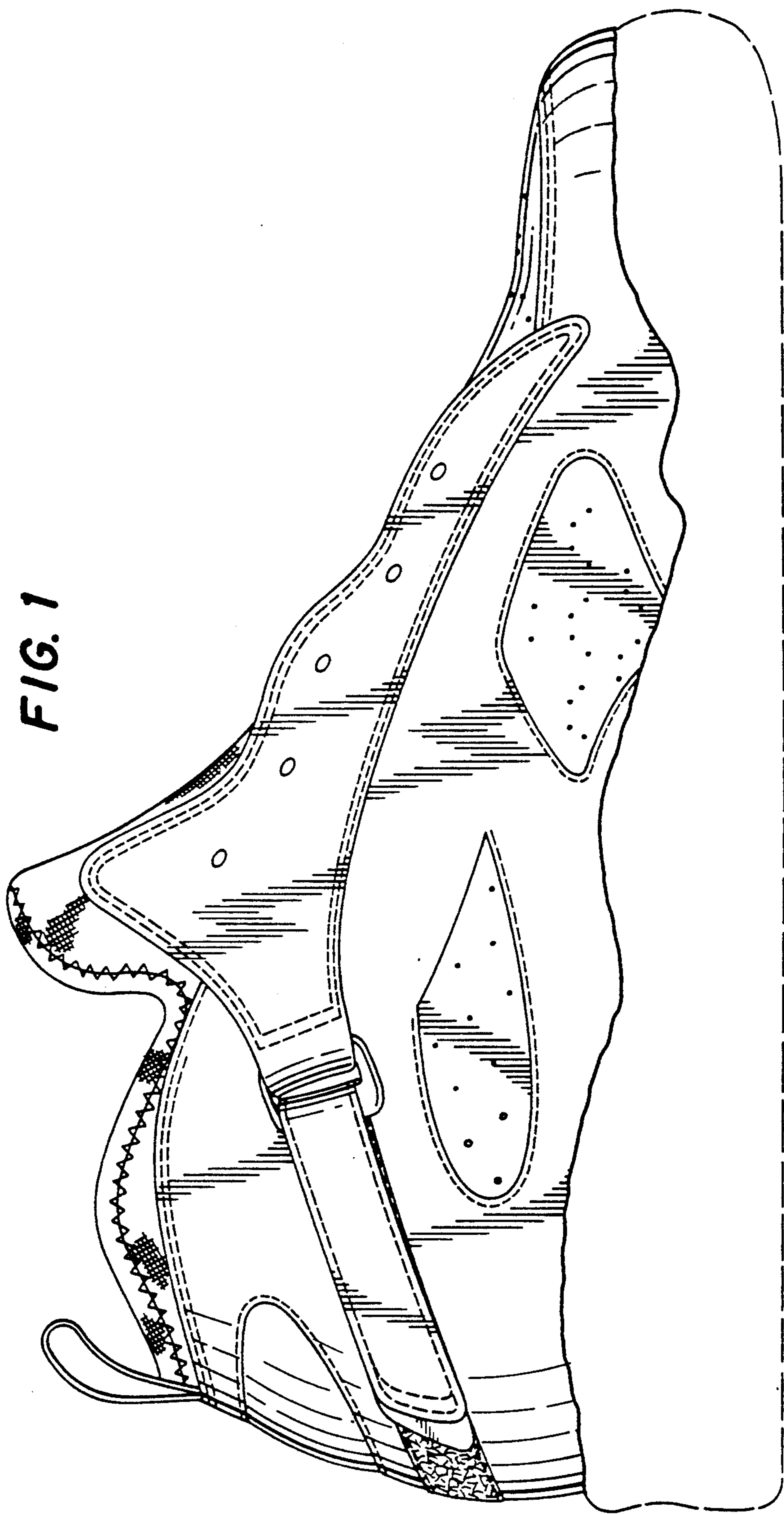


FIG. 1

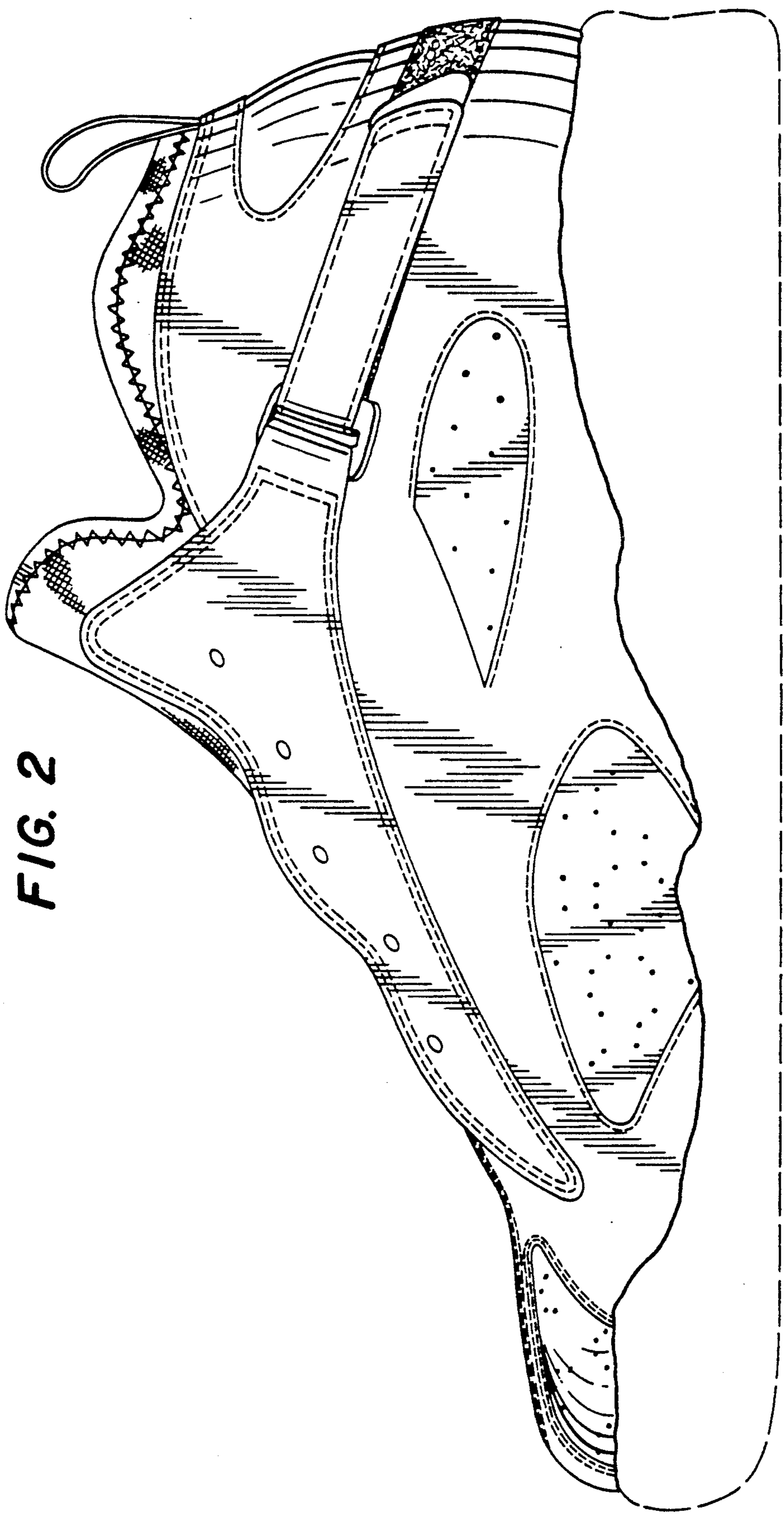


FIG. 2

FIG. 4

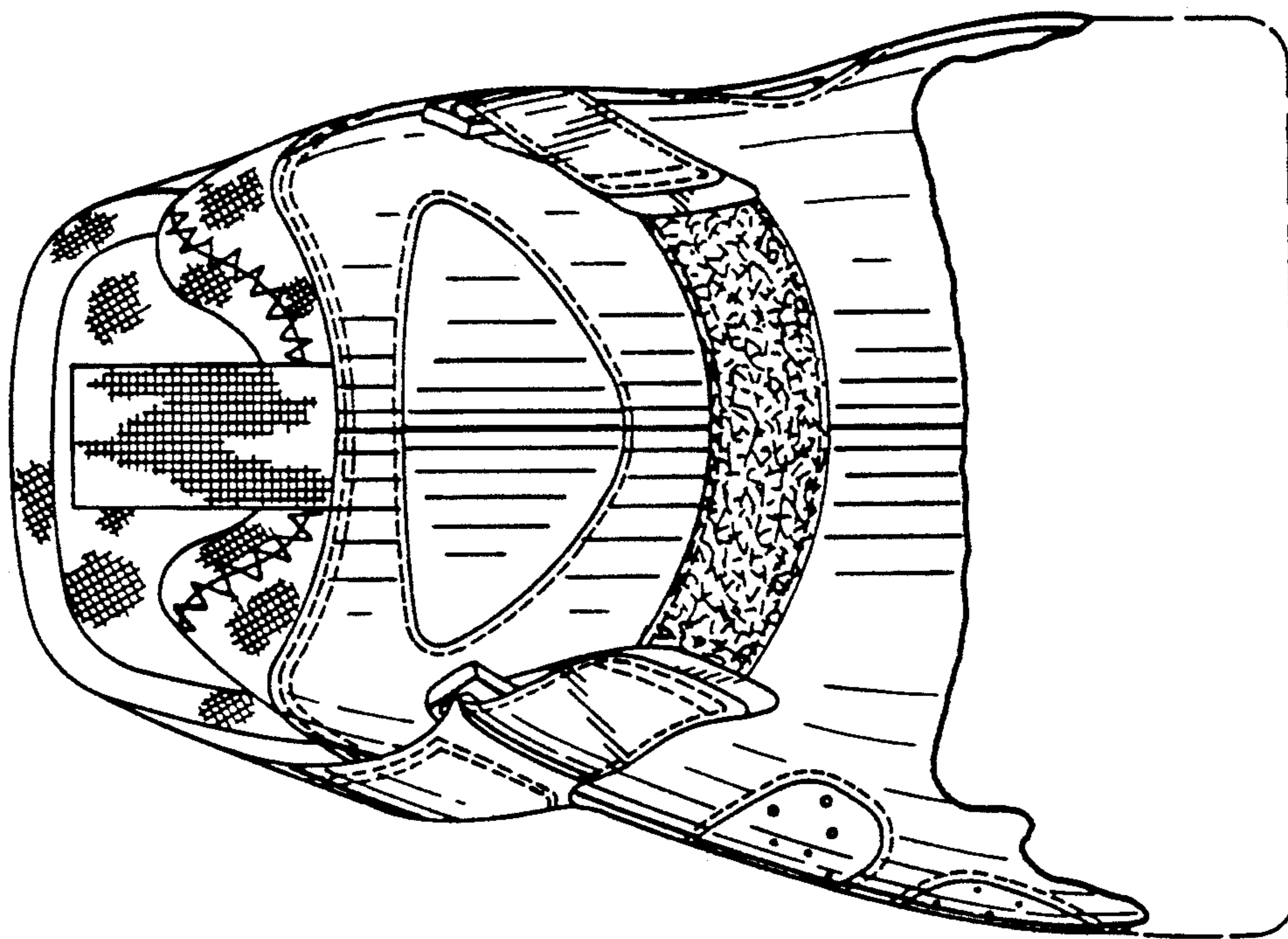


FIG. 3

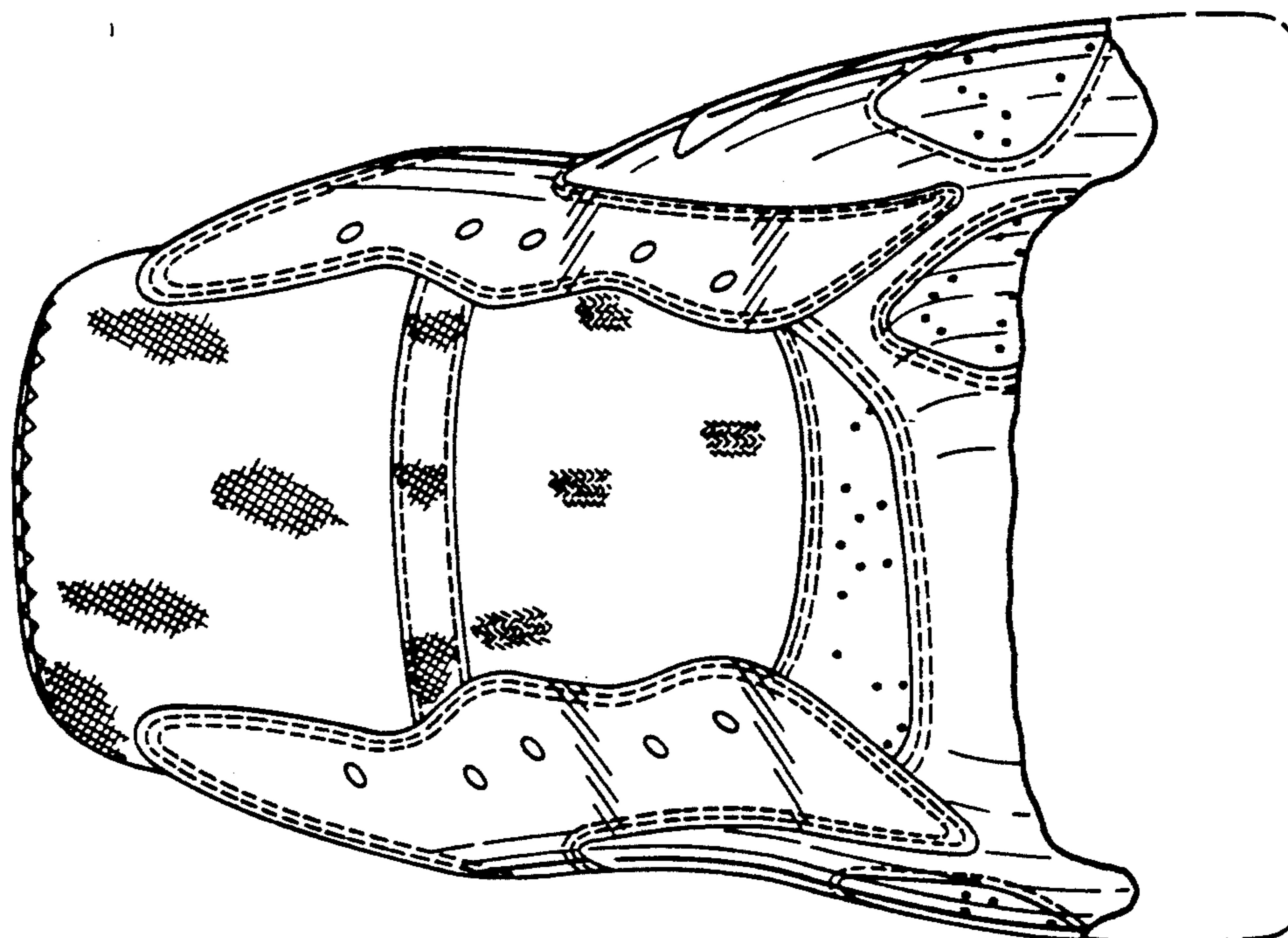


FIG. 5

