



US00D345243S

# United States Patent [19]

[11] Patent Number: **Des. 345,243**

Hatfield

[45] Date of Patent: **\*\* Mar. 22, 1994**

[54] **SHOE MIDSOLE**

[75] Inventor: **Tinker L. Hatfield, Portland, Oreg.**

[73] Assignee: **Nike, Inc., Beaverton, Oreg.**

[\*\*] Term: **14 Years**

[21] Appl. No.: **6,315**

[22] Filed: **Mar. 25, 1993**

[52] U.S. Cl. .... **D2/977**

[58] Field of Search ..... **D2/264, 265, 308-314, D2/317-323; 36/25 R, 30 R, 32 R, 43, 44, 45, 83, 84, 89, 100-107, 114, 132, 136**

[56] **References Cited**

**U.S. PATENT DOCUMENTS**

D. 265,437	7/1982	Vermonet	.....	D2/309
D. 296,952	8/1988	Brown et al.	.....	D2/314
D. 319,337	8/1991	Hatfield	.....	D2/320
D. 321,974	12/1991	Hatfield	.....	D2/320
D. 327,362	6/1992	Hatfield	.....	D2/314
D. 329,941	10/1992	Hatfield	.....	D2/320
D. 330,110	10/1992	Worthington	.....	D2/318
D. 330,111	10/1992	Hatfield et al.	.....	D2/318
D. 332,344	1/1993	Hatfield et al.	.....	D2/314
D. 332,861	2/1993	Worthington	.....	D2/314
D. 333,207	2/1993	Smith	.....	D2/314
D. 333,720	3/1993	Hatfield	.....	D2/314
D. 335,015	5/1993	Lozano	.....	D2/314
D. 335,761	5/1993	Smith	.....	D2/314
4,947,560	8/1990	Fuerst et al.	.....	36/114 X

**OTHER PUBLICATIONS**

Nike Fall '88 catalog, published Dec. 1987, p. 26; Nike Fall '90 catalog, published Dec. 1989, pp. 28, 30.  
 Nike Spring '90 catalog, published Jun 1989, pp. 22, 56, 60; Nike Spring '91 catalog, published Jun. 1990, pp. 30, 54, 60; Nike Fall '91 catalog, published Dec. 1990, pp. 8, 32, 38, 62; Nike Spring '92 catalog, published May 1991,

pp. 32, 44, 62, 66; Nike Fall '92 catalog, published Dec. 1991, pp. 22, 40, 46.

*Primary Examiner*—Louis S. Zarfes  
*Attorney, Agent, or Firm*—Banner, Birch, McKie & Beckett

[57] **CLAIM**

The ornamental design for the shoe midsole, as shown and described.

**DESCRIPTION**

FIG. 1 is a side elevational view of one side of a shoe midsole showing my new design;  
 FIG. 2 is a side elevational view of the other side of a shoe midsole as shown FIG. 1;  
 FIG. 3 is a front elevational view of a shoe midsole as shown in FIG. 1;  
 FIG. 4 is a rear elevational view of a shoe midsole as shown in FIG. 1;  
 FIG. 5 is a bottom plan view of a shoe midsole as shown in FIG. 1;  
 FIG. 6 is a cross section taken through line 6—6 of FIG. 1;  
 FIG. 7 is a cross section taken through line 7—7 of FIG. 1;  
 FIG. 8 is a cross section taken through line 8—8 of FIG. 1;  
 FIG. 9 is a cross section taken through line 9—9 of FIG. 1;  
 FIG. 10 is a cross section taken through line 10—10 of FIG. 2;  
 FIG. 11 is a cross section taken through line 11—11 of FIG. 2; and,  
 FIG. 12 is a cross section taken through line 12—12 of FIG. 2.  
 The broken lines showing the shoe upper and sole in FIGS. 1-5 are for illustrative purposes and form no part of the claimed design.

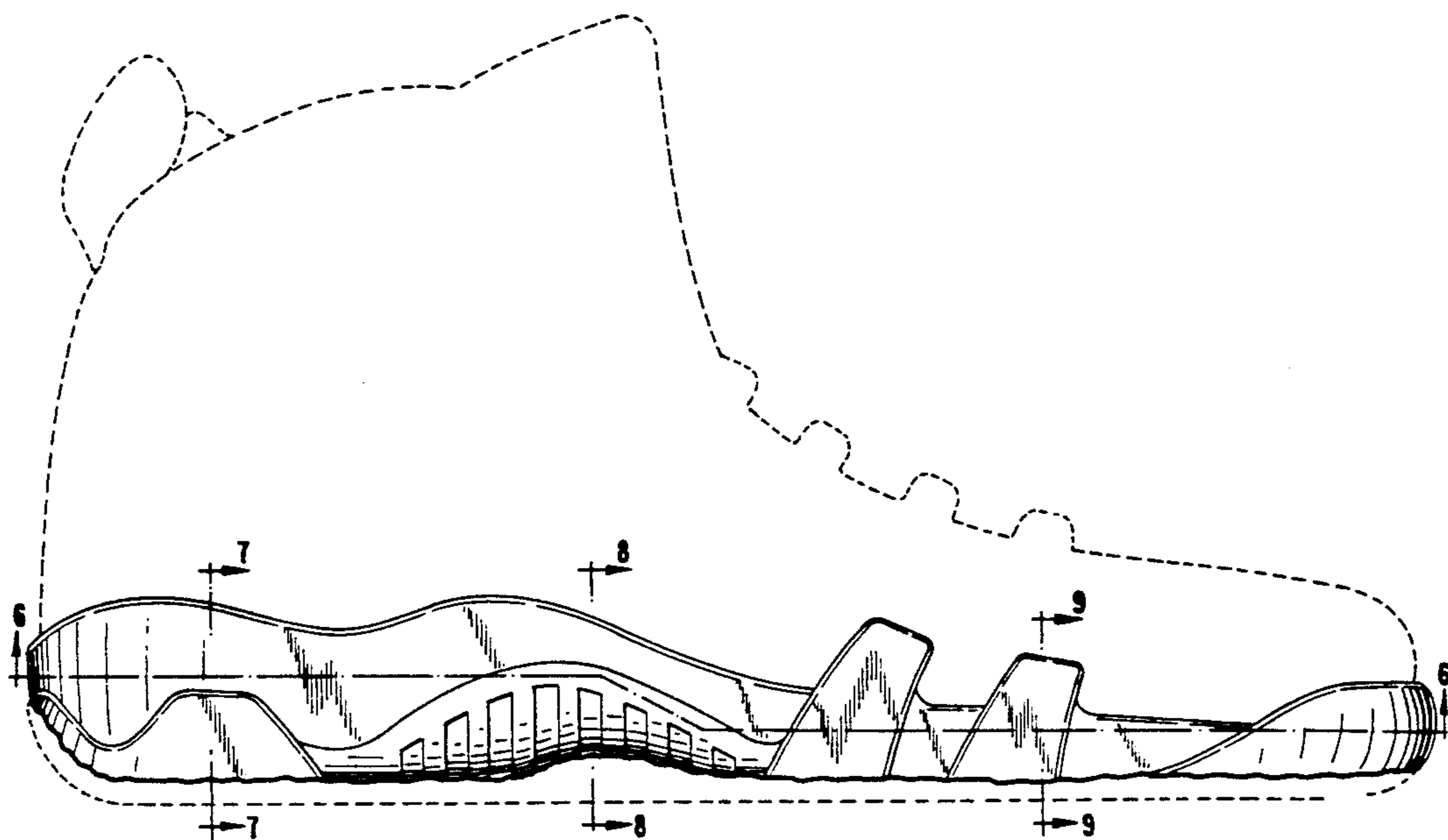


FIG. 1

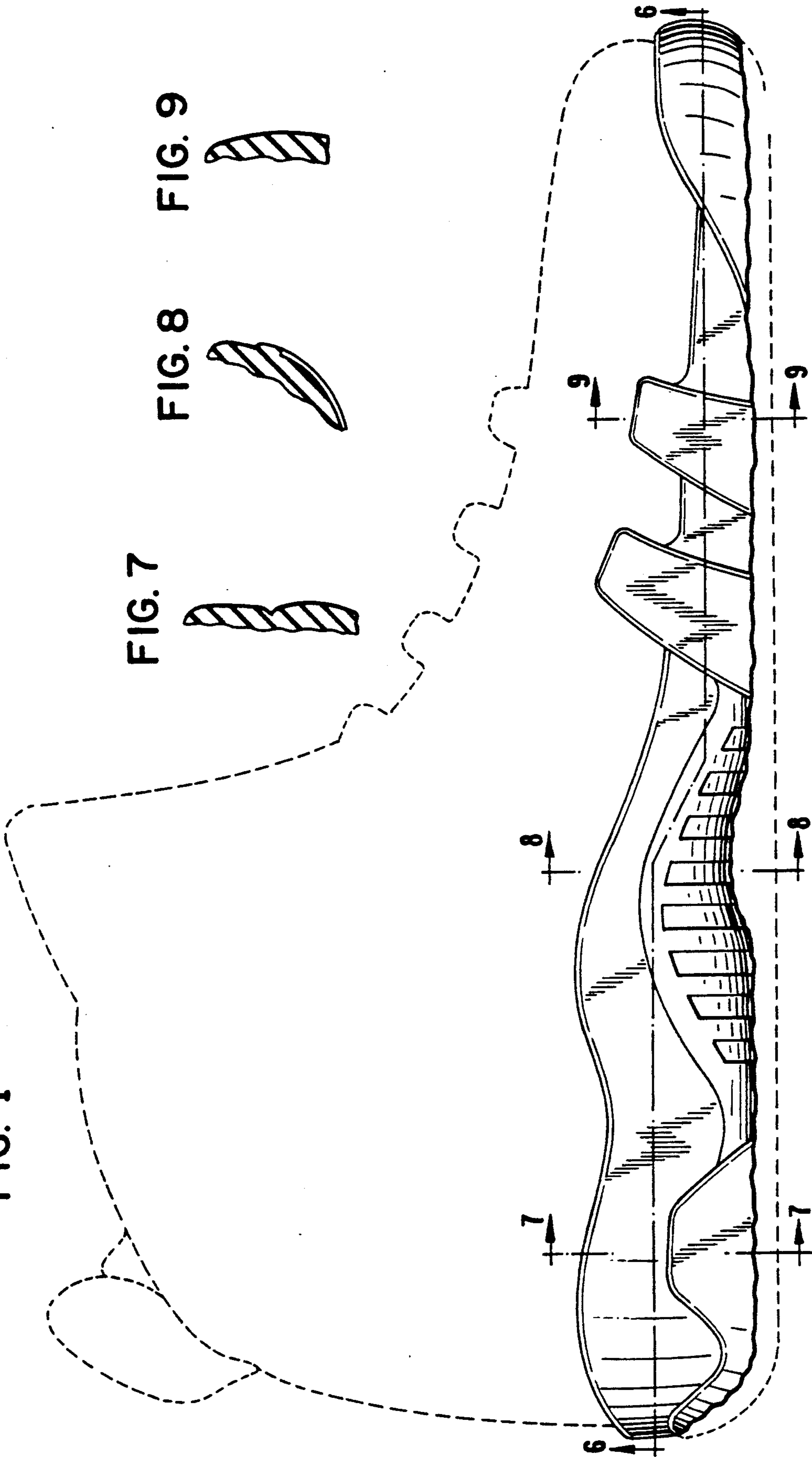


FIG. 2

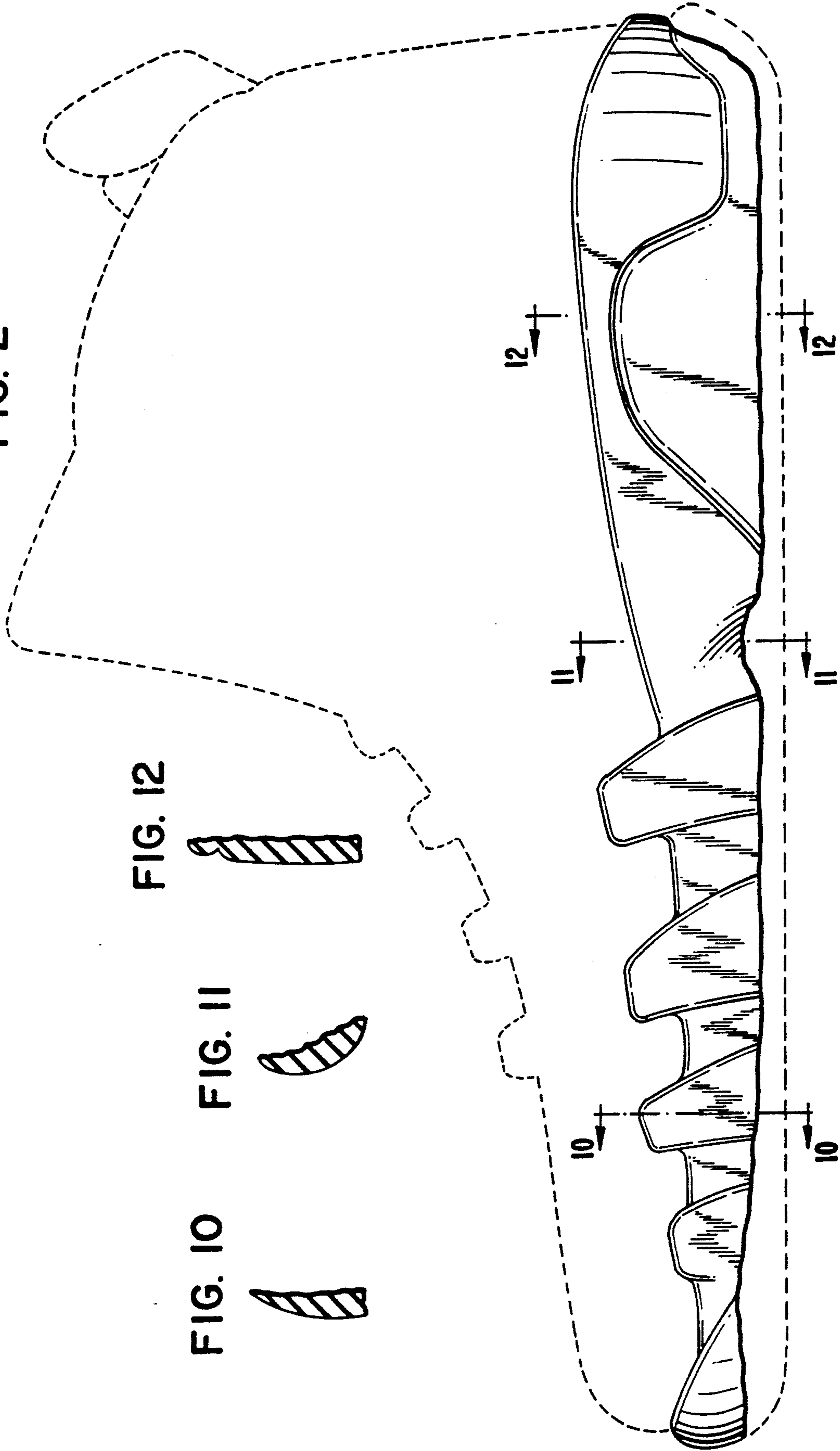


FIG. 12



FIG. 11



FIG. 10



FIG. 4

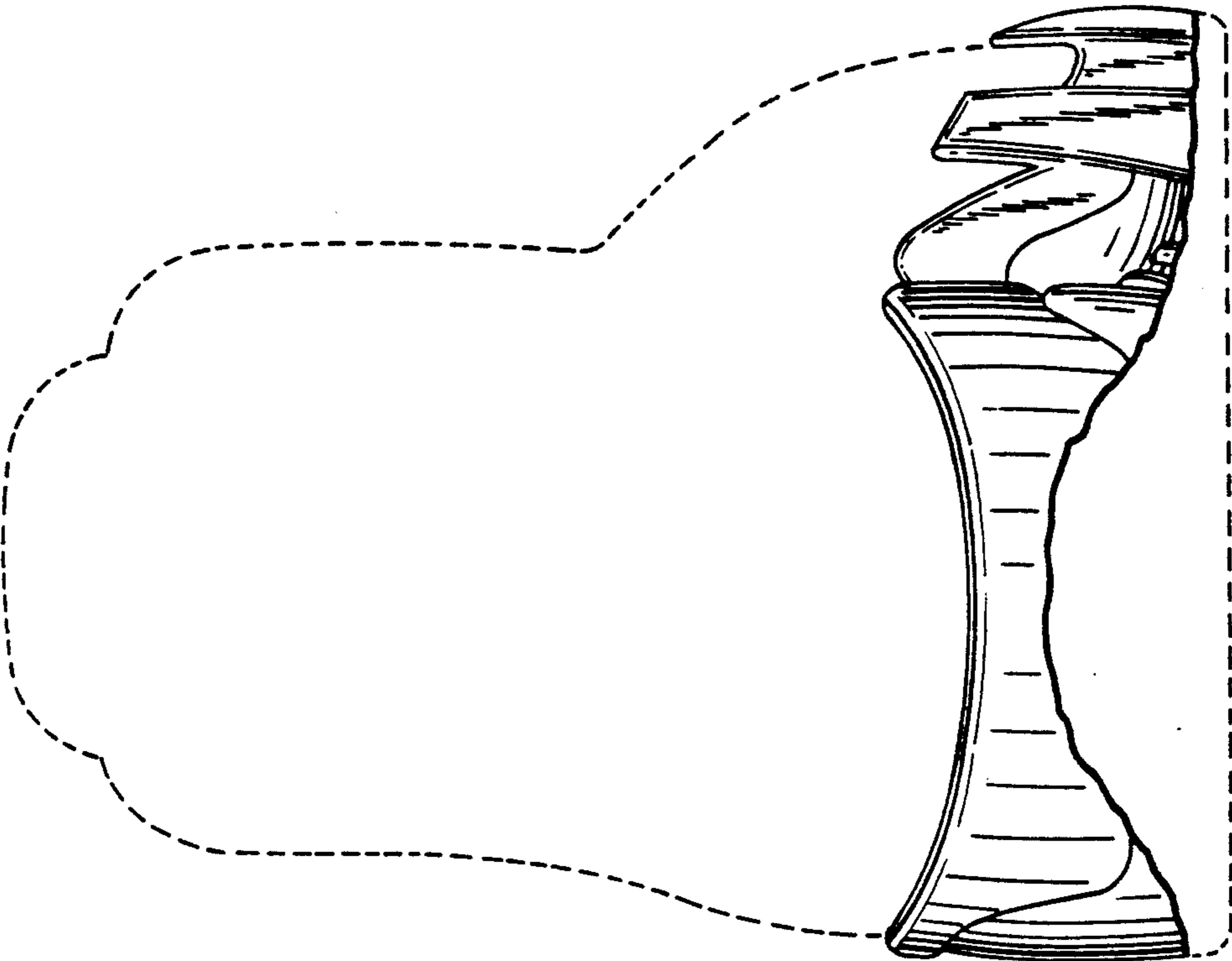


FIG. 3

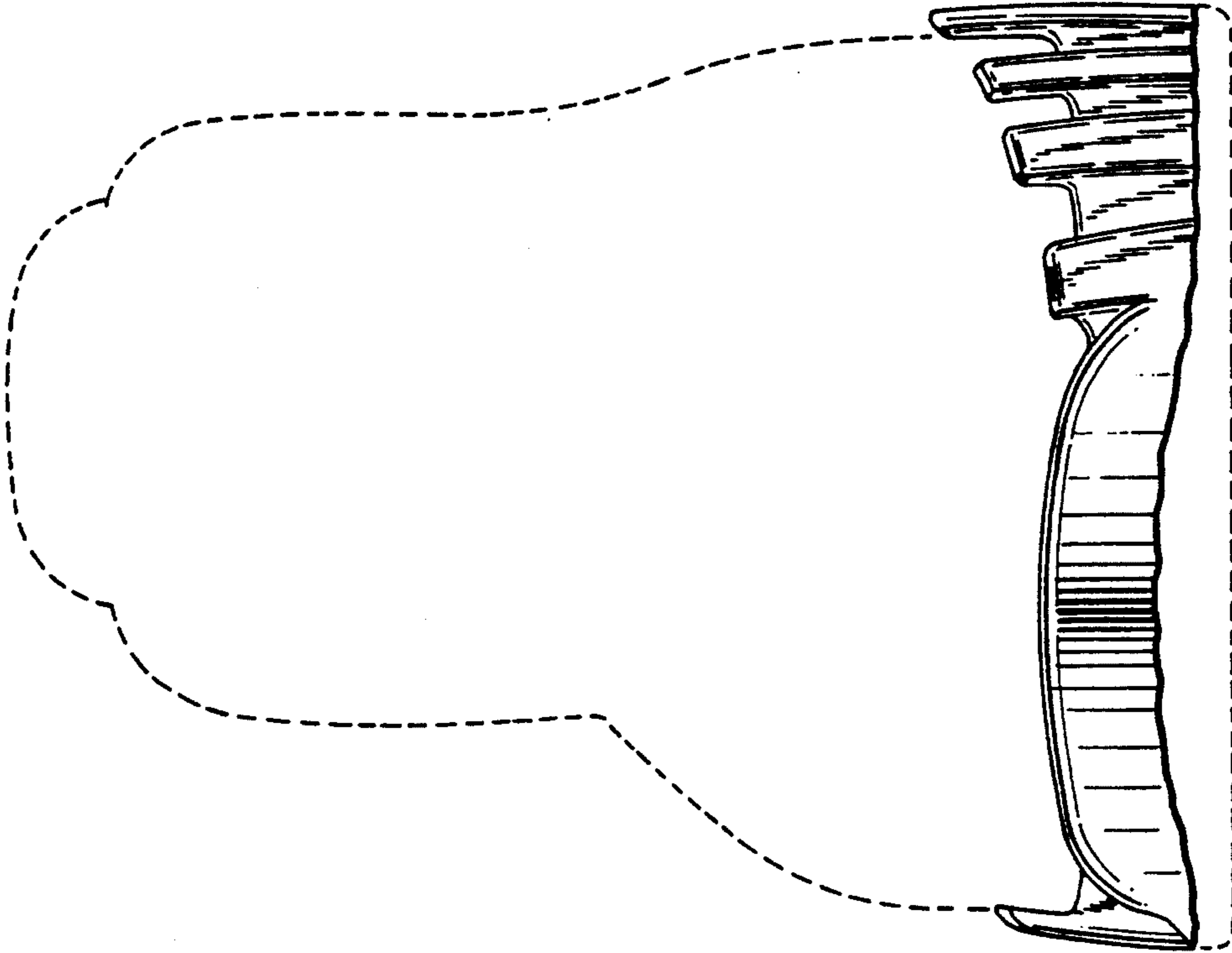
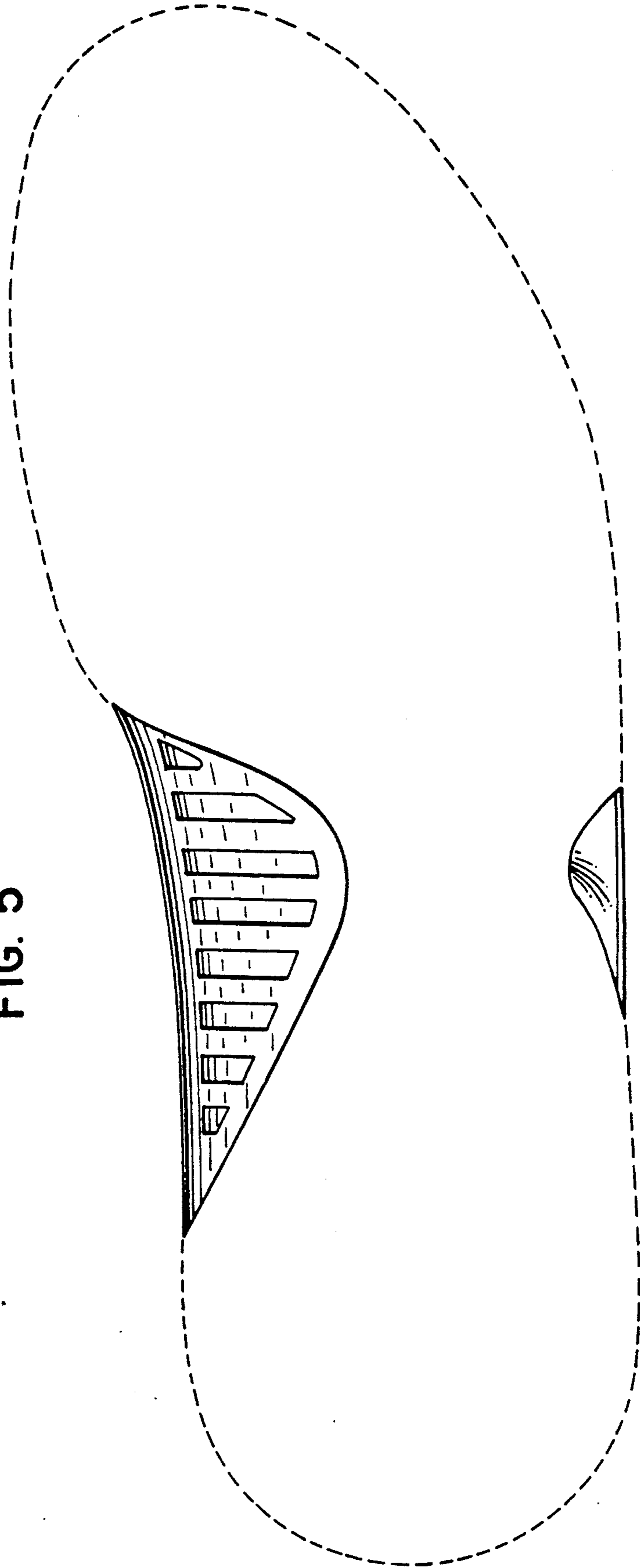


FIG. 5



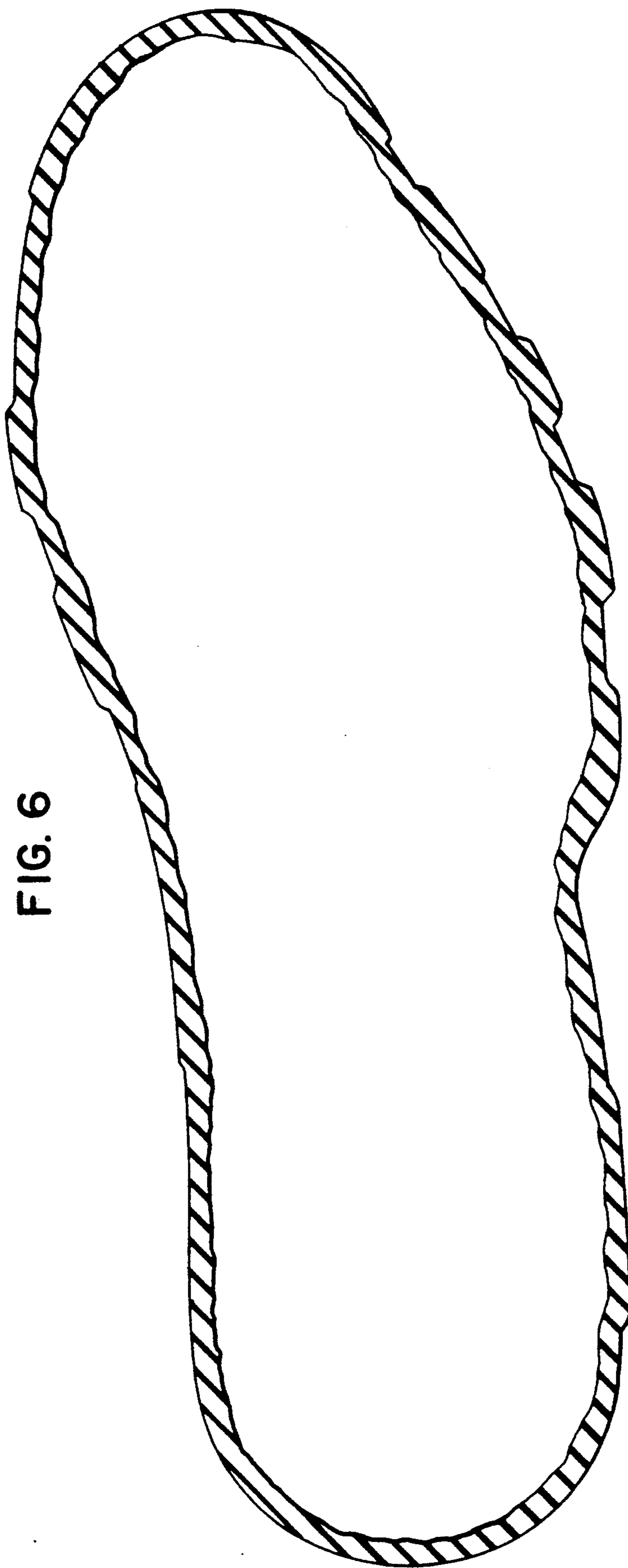


FIG. 6