



US00D345215S

United States Patent [19]

[11] Patent Number: **Des. 345,215**

Crossley et al.

[45] Date of Patent: **** Mar. 15, 1994**

[54] **TEETHER**

[75] Inventors: **David W. Crossley**, Woonsocket, R.I.; **Michael S. Bernstein**, Natick; **Michael I. Lerner**, Boston, both of Mass.

- D. 290,655 6/1987 Thomson et al. .
- D. 296,471 6/1988 Marriott .
- D. 314,621 2/1991 Bernstein et al. .
- D. 334,807 4/1993 Nowak D24/194 X
- D. 339,196 9/1943 Spence, Jr. D24/195
- 2,234,137 3/1941 Hoover .
- 2,566,595 9/1951 Cameron 606/235

[73] Assignee: **Safety 1st, Inc.**, Chestnut Hill, Mass.

Primary Examiner—Stella Reid
Attorney, Agent, or Firm—Wolf, Greenfield & Sacks

[**] Term: **14 Years**

[21] Appl. No.: **886,449**

[57] **CLAIM**

The ornamental design for a teether, as shown.

[22] Filed: **May 20, 1992**

[52] U.S. Cl. **D24/195**

DESCRIPTION

[58] Field of Search 606/234, 235, 236;
D24/195, 194

FIG. 1 is a perspective view of a teether embodying our new design;

[56] **References Cited**

U.S. PATENT DOCUMENTS

- D. 287,766 1/1987 Simmons .
- D. 287,767 1/1987 Simmons .
- D. 288,127 2/1987 Simmons .

FIG. 2 is a front view thereof;

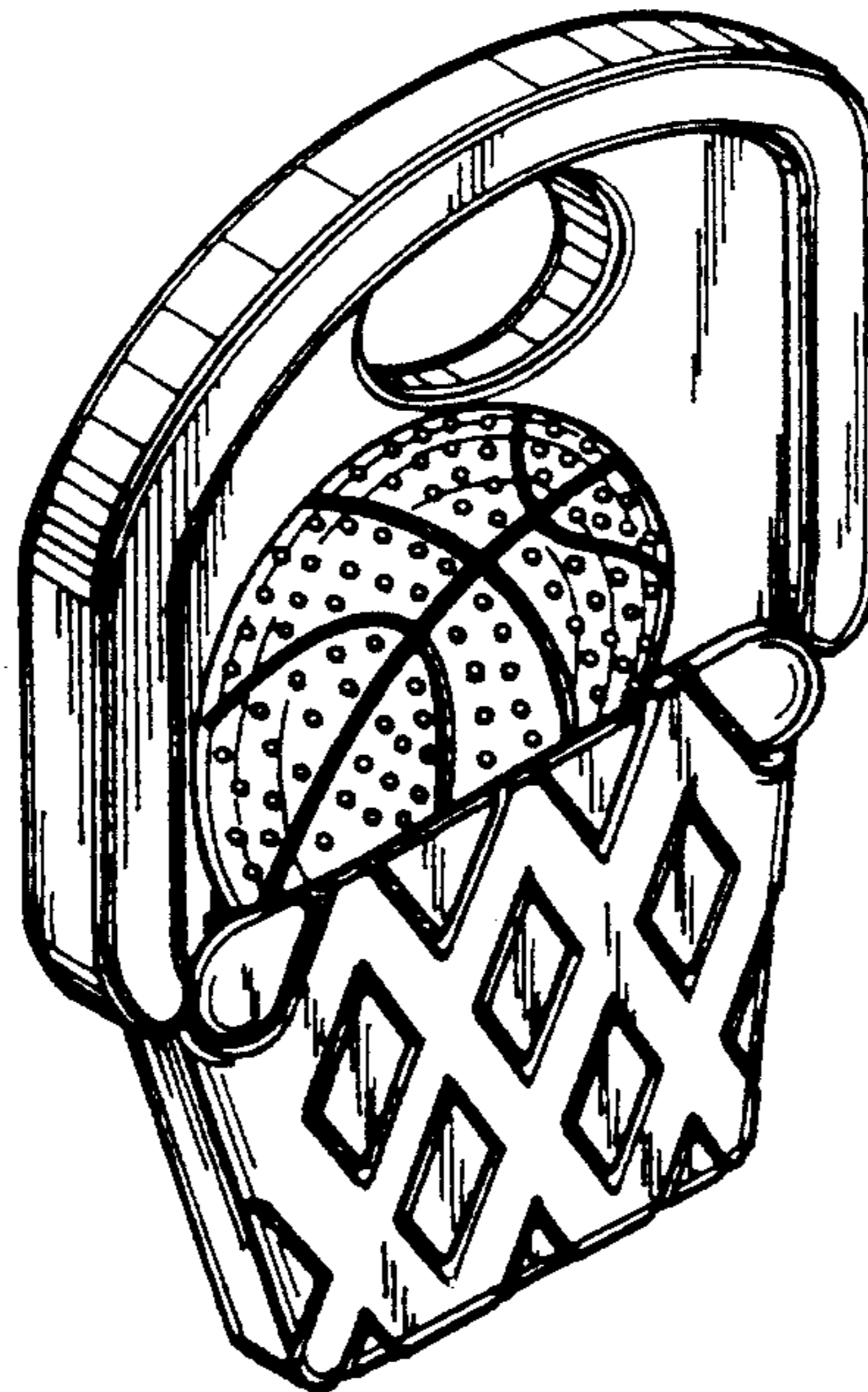
FIG. 3 is a left side view thereof;

FIG. 4 is a rear view thereof;

FIG. 5 is right side view thereof;

FIG. 6 is a top plan view thereof; and,

FIG. 7 is a bottom plan view thereof.



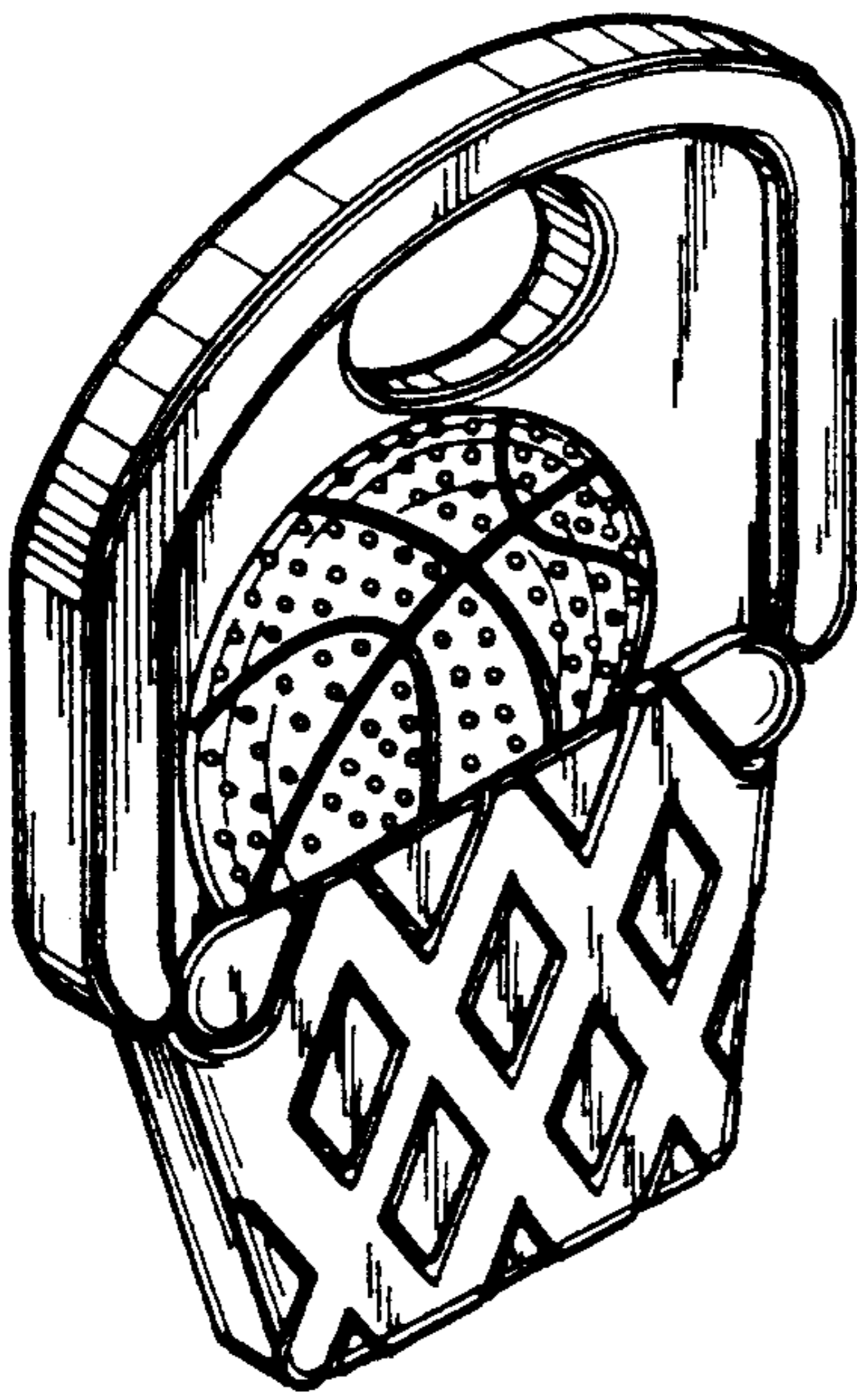


Fig. 1

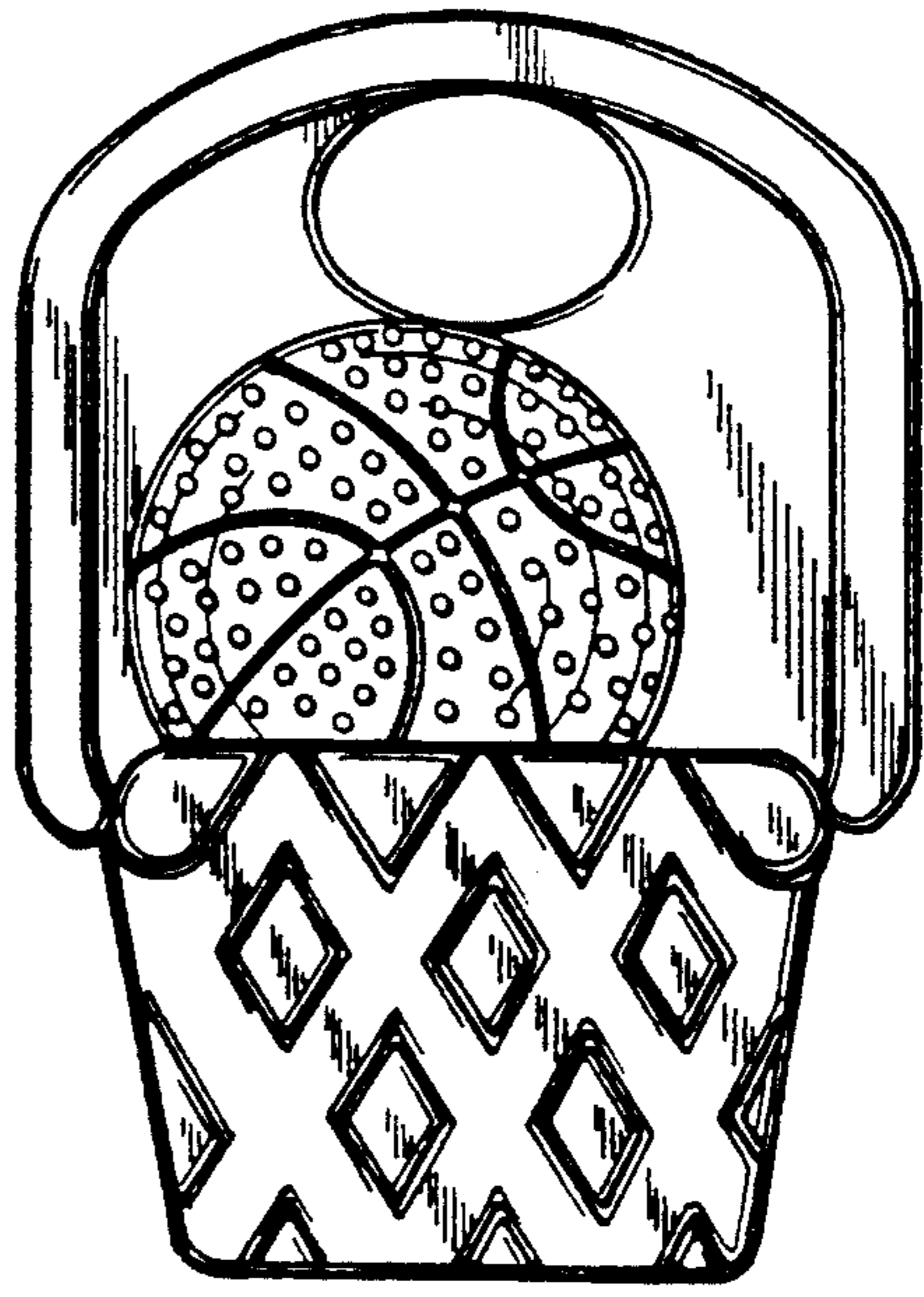


Fig. 2



Fig. 3

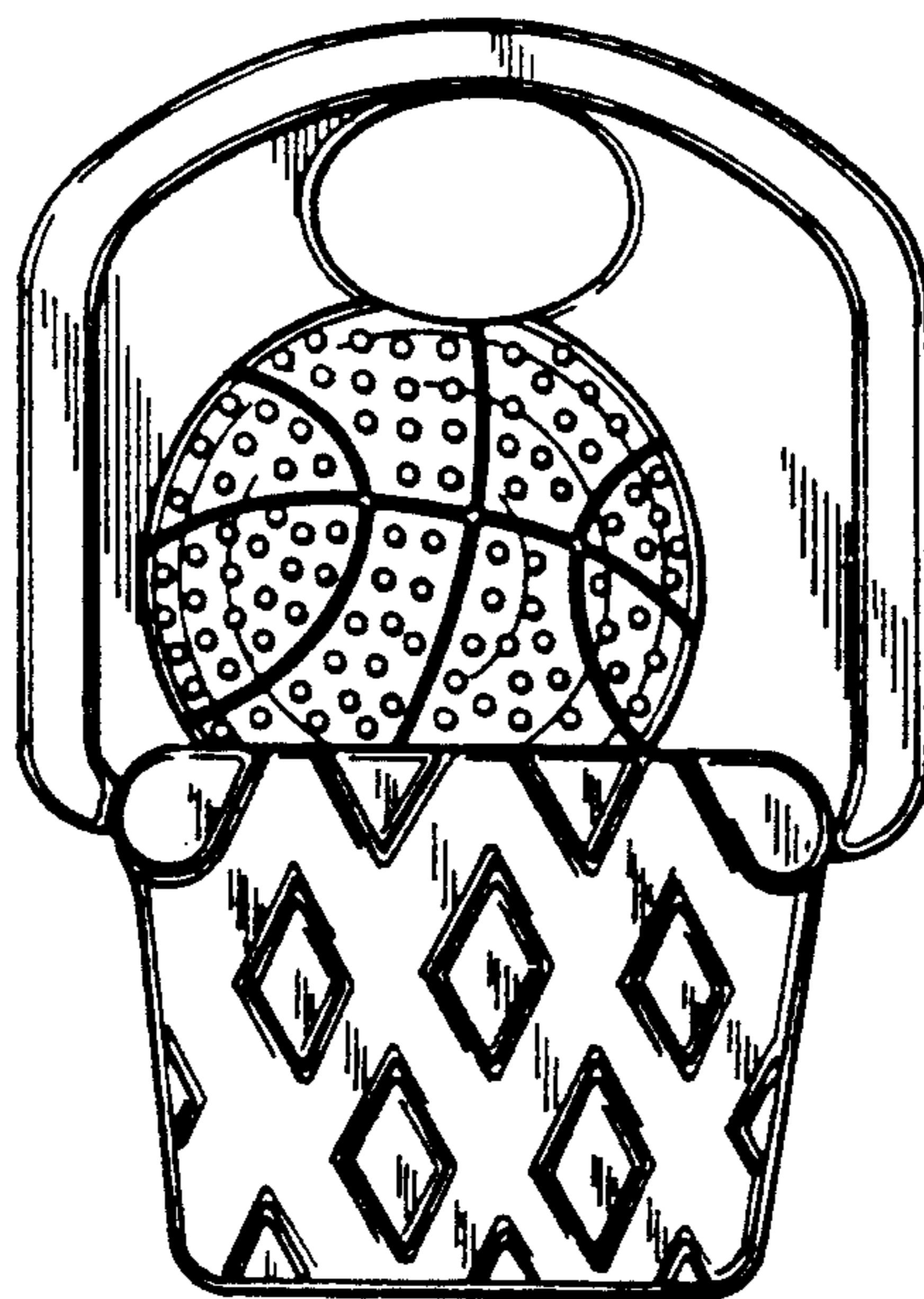


Fig. 4



Fig. 5




Fig. 6




Fig. 7