



US00D345189S

United States Patent [19] Smith

[11] Patent Number: **Des. 345,189**

[45] Date of Patent: **** Mar. 15, 1994**

[54] TOY VEHICLE

[76] Inventor: **Timothy J. Smith**, 47 Lowther Road,
Bournemouth, Dorset, BH8 8NG,
Great Britain

[**] Term: **14 Years**

[21] Appl. No.: **211**

[22] Filed: **Oct. 7, 1992**

[30] Foreign Application Priority Data

Apr. 9, 1992 [GB] United Kingdom 2022254

[52] U.S. Cl. **D21/136**

[58] Field of Search 446/465, 470, 471;
D21/78, 136, 134, 137, 188, 250; D12/92

[56] References Cited

U.S. PATENT DOCUMENTS

- D. 215,167 9/1969 Campbell D21/137
- D. 219,153 11/1970 Rauls D21/188
- D. 221,094 7/1971 Greenwood D21/137
- D. 232,029 7/1974 Glass D21/136

- D. 282,476 2/1986 Arigaya D21/136
- D. 301,263 5/1989 Ishizawa D21/136
- D. 337,626 7/1993 Chen D21/136

OTHER PUBLICATIONS

Schowaneck Toy Catalog 1985 p. 18 #10235 (Design Library).

Primary Examiner—Bernard Ansher

Assistant Examiner—R. Barkai

[57] CLAIM

The ornamental design for a toy vehicle, as shown and described.

DESCRIPTION

FIG. 1 is a front perspective view of a toy vehicle taken from the right side showing my new design;

FIG. 2 is a front perspective view of the toy vehicle in FIG. 1 taken from the left side;

FIG. 3 is a right rear perspective view thereof, the left side opposite being a mirror image thereof to the side shown; and,

FIG. 4 is a top plan view thereof.






FIG. 2

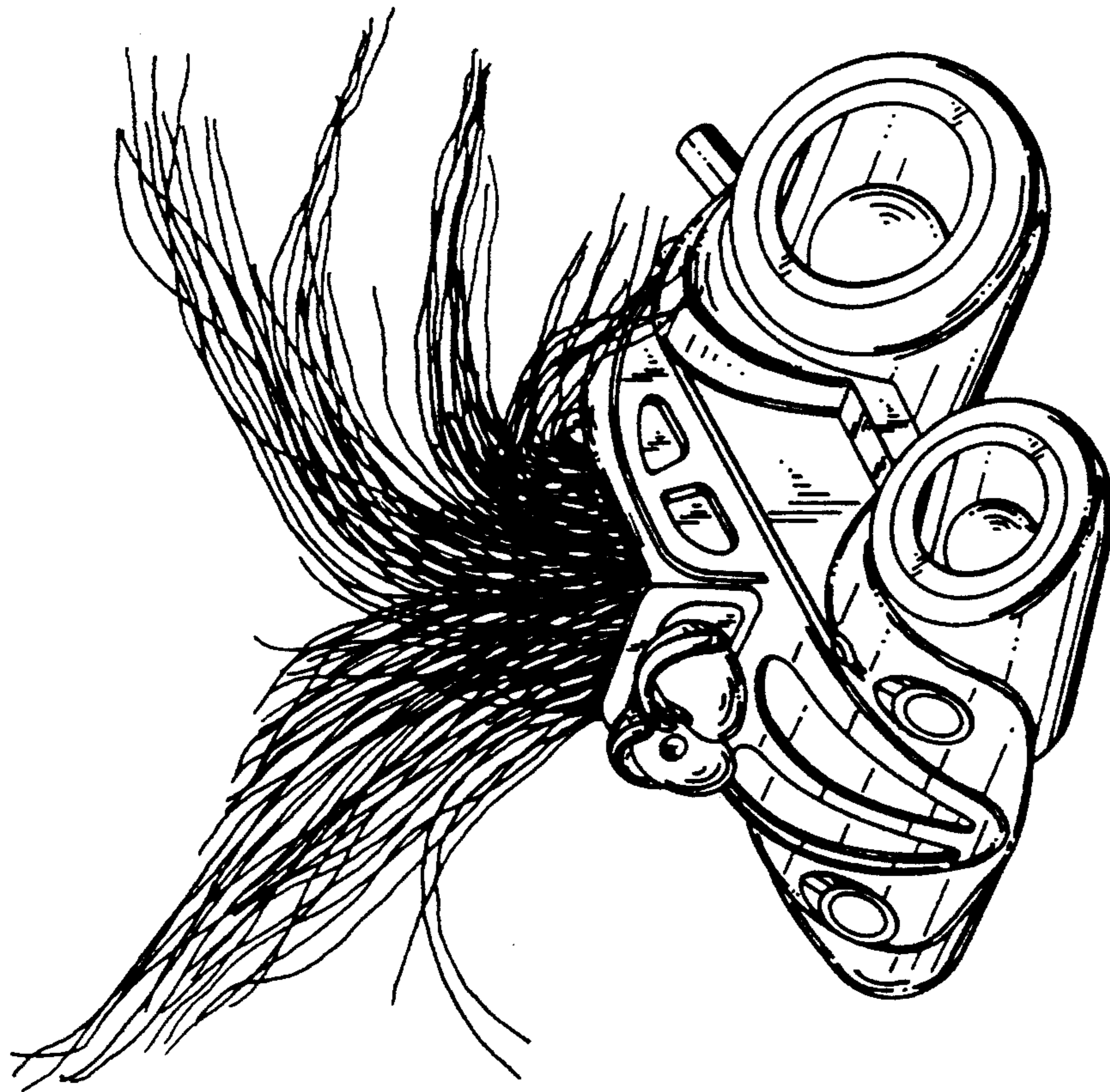


FIG. 1




FIG. 4



FIG. 3