



US00D345179S

# United States Patent [19] Carefoot

[11] Patent Number: **Des. 345,179**  
[45] Date of Patent: **\*\* Mar. 15, 1994**

[54] **NOVELTY CLIP**

[76] Inventor: **Garth Carefoot**, 790 Millbank,  
Vancouver, B.C., Canada, V5Z 3Z3

[\*\*] Term: **14 Years**

[21] Appl. No.: **827,964**

[22] Filed: **Jan. 29, 1992**

[52] U.S. Cl. .... **D19/65; D8/395;**  
D19/86

[58] Field of Search ..... **D8/395; 24/10, 10 R,**  
24/11 C, 11 CC, 35, 303, 455; **D9/434, 435;**  
D19/65; **D32/61, 64, 44-46, 42, 49**

[56] **References Cited**

**U.S. PATENT DOCUMENTS**

D. 44,433 8/1913 Clements ..... D19/88 X  
D. 60,275 1/1922 Stone ..... D19/88 X  
D. 90,930 10/1933 Todd ..... D19/65

D. 132,430 5/1942 Rosenberg ..... D19/88 X  
D. 214,527 6/1969 Mazeika ..... D8/395  
D. 303,216 9/1989 Hoffman et al. .... D8/395 X

*Primary Examiner*—Nelson C. Holtje  
*Assistant Examiner*—Martie Thompson  
*Attorney, Agent, or Firm*—Shlesinger Arkwright &  
Garvey

[57] **CLAIM**

The ornamental design for a novelty clip, as shown and described.

**DESCRIPTION**

FIG. 1 is a front elevational view of a novelty clip showing my new design, the rear view being identical thereto;

FIG. 2 is a bottom plan view;

FIG. 3 is a top plan view; and,

FIG. 4 is a left side elevational view thereof, the right side being identical thereto;

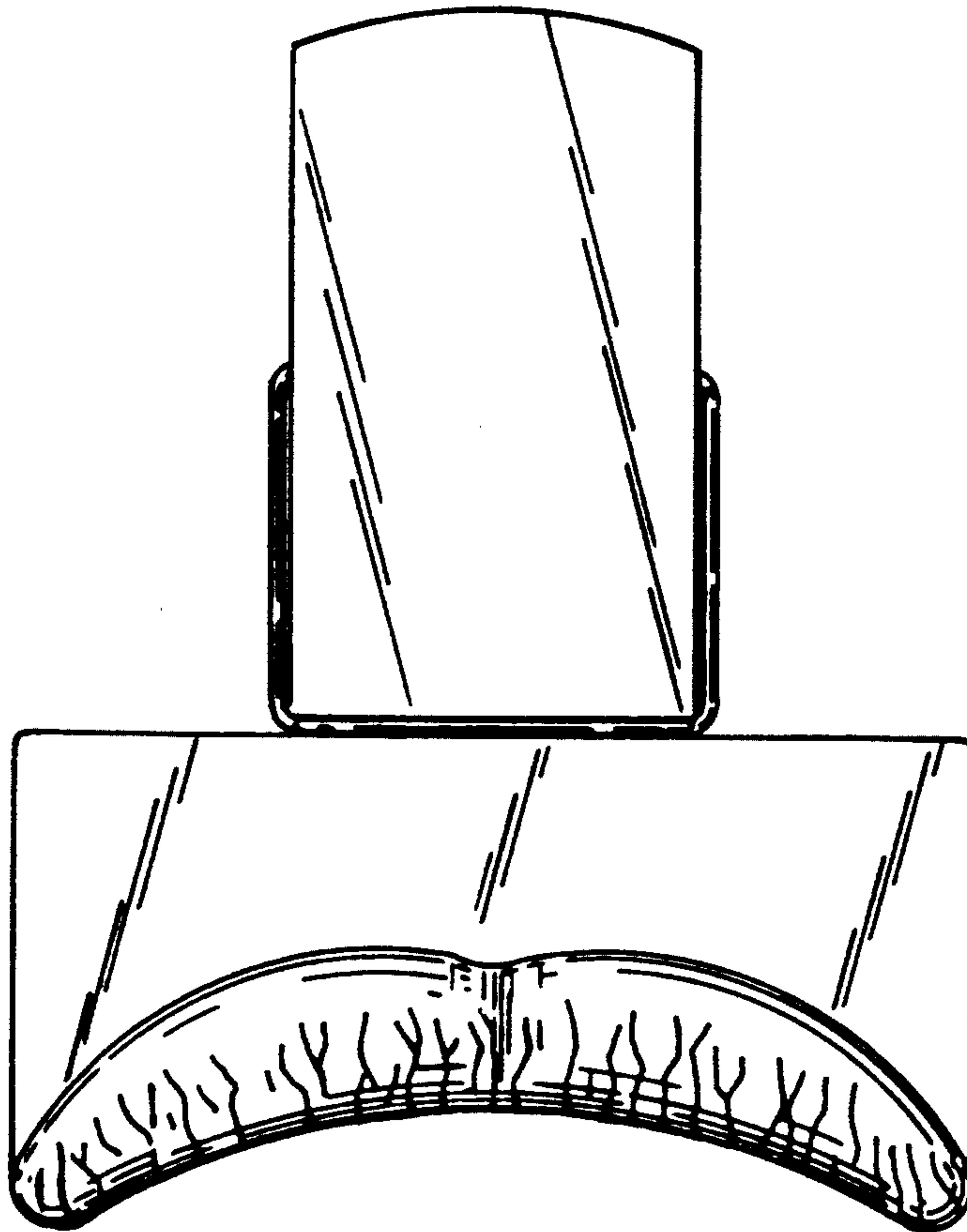


Fig. 2.

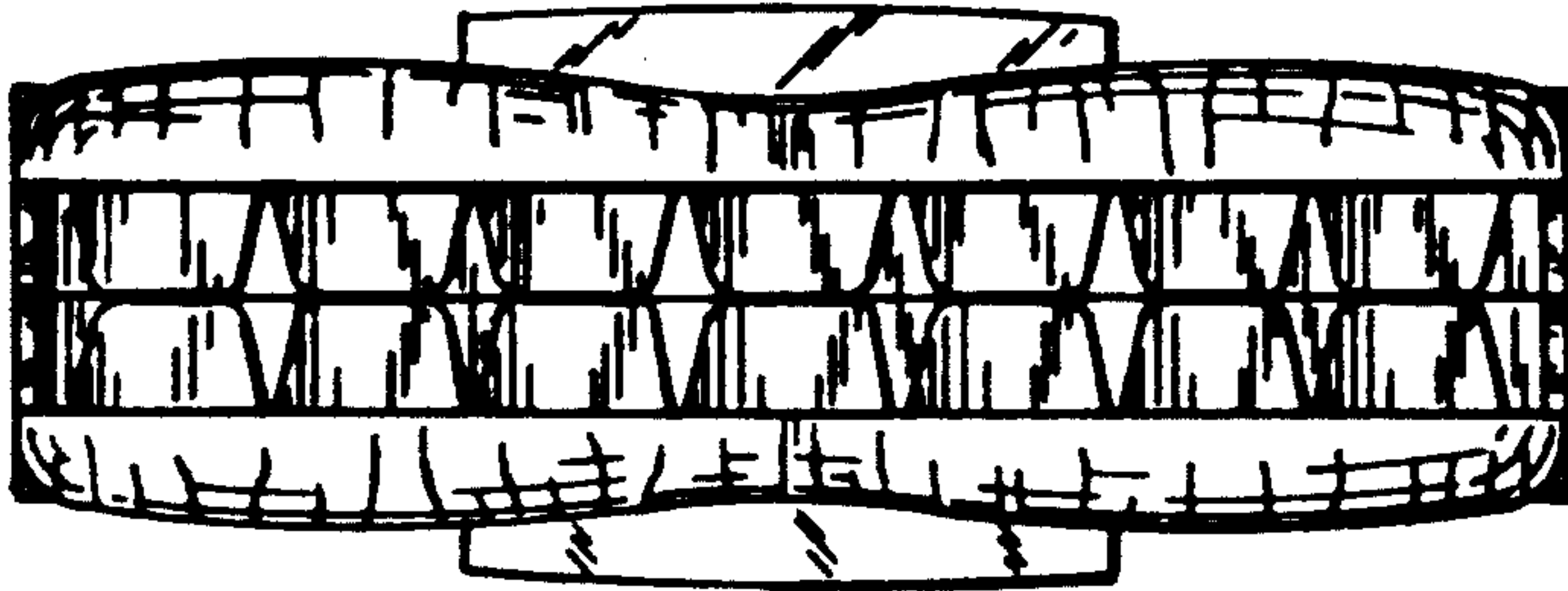


Fig. 1.

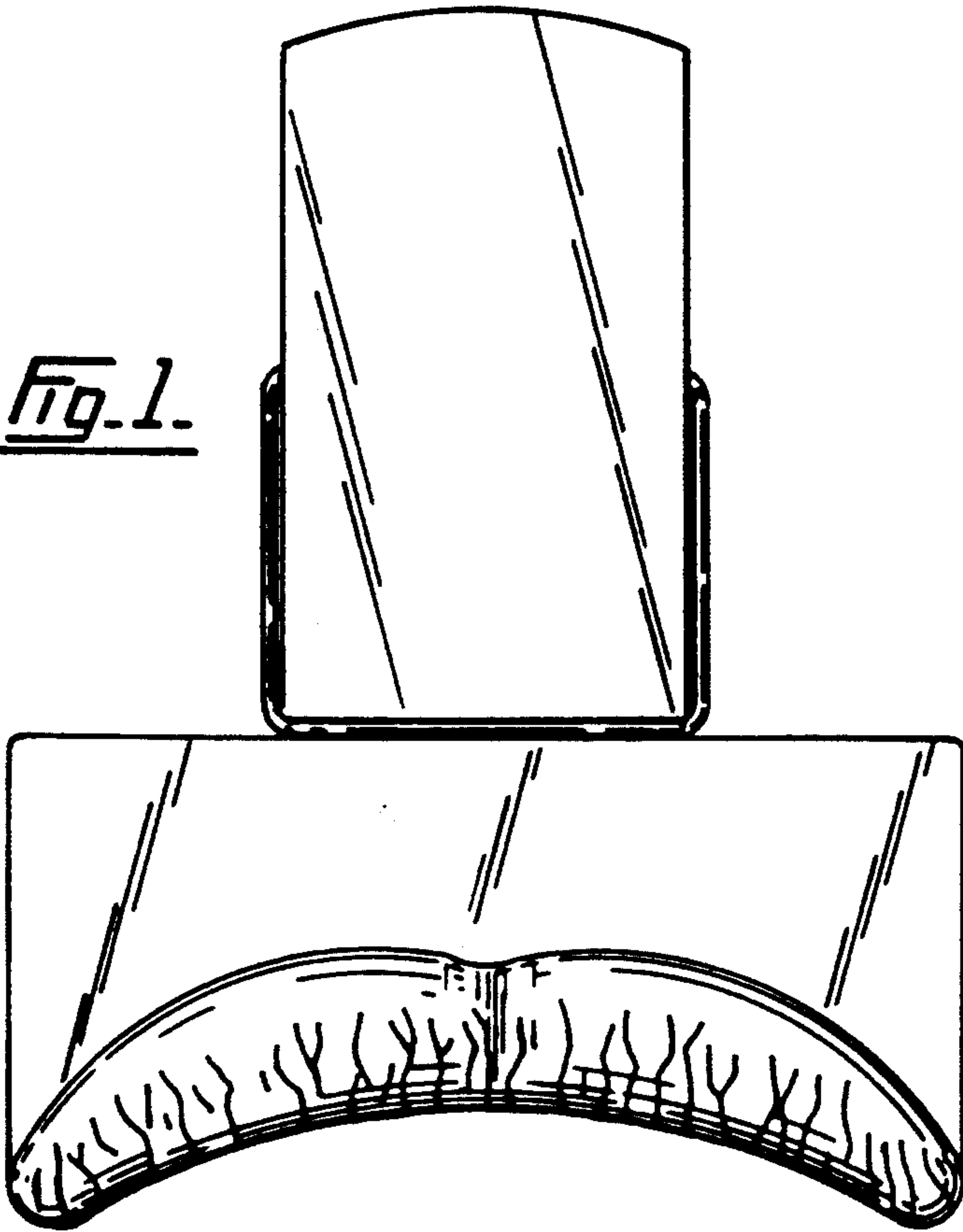


Fig. 3.

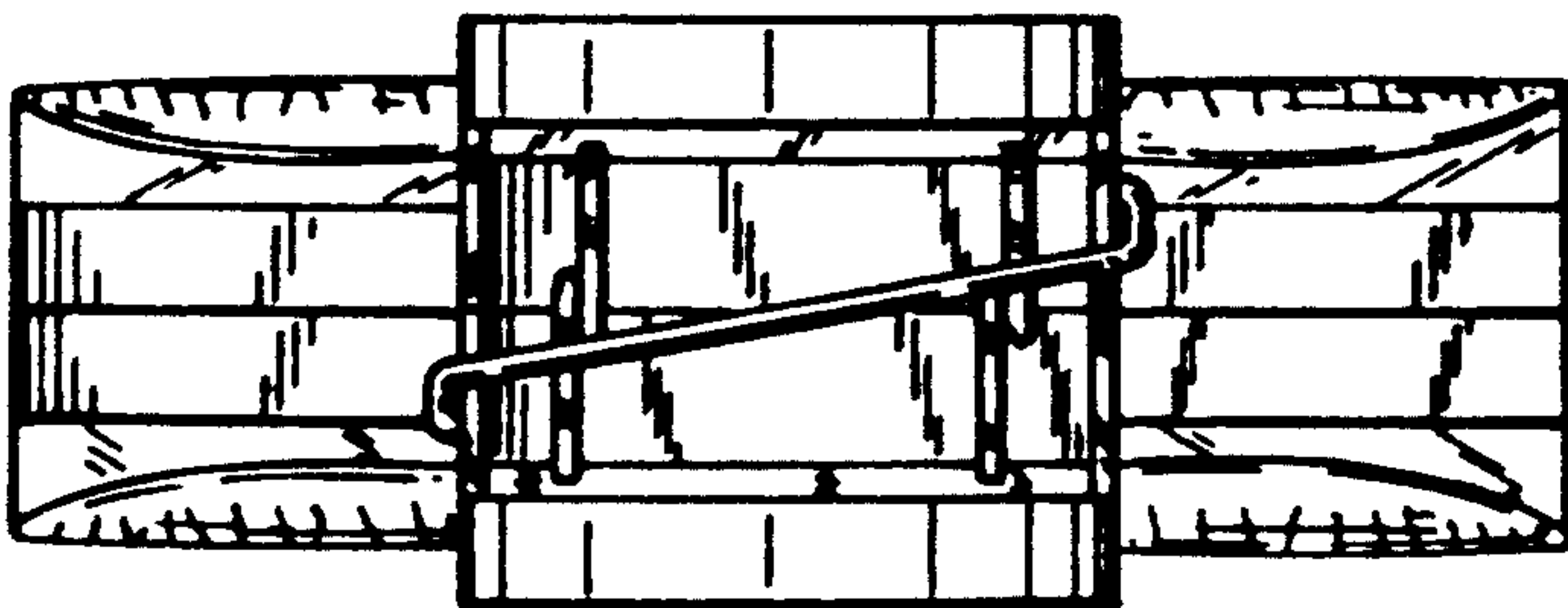


Fig. 4.

