



US00D345177S

United States Patent [19]

[11] Patent Number: **Des. 345,177**

Mak

[45] Date of Patent: **** Mar. 15, 1994**

[54] **DRAWING BOARD**

[75] Inventor: **Kai-Shun Mak, Kwai Chung, Hong Kong**

[73] Assignee: **Hop Lee Cheong Industrial Co Ltd, Hong Kong**

[**] Term: **14 Years**

[21] Appl. No.: **654**

[22] Filed: **Oct. 20, 1992**

[30] **Foreign Application Priority Data**

Apr. 21, 1992 [GB] United Kingdom 2022415

[52] U.S. Cl. **D19/52; D19/35; D19/88; D21/59**

[58] Field of Search **D3/74, 30.1; 434/81, 434/85, 86, 90, 428, 430, 432; D19/35, 36, 52, 75, 77, 78, 81-88; D21/59**

[56] **References Cited**

U.S. PATENT DOCUMENTS

D. 38,127 7/1906 Whiting D19/52

D. 279,489	7/1985	Mak	D21/59
D. 293,740	1/1988	Nadeau	D3/74 X
D. 300,937	5/1989	Yabushita et al.	D21/59
D. 327,498	6/1992	Watson et al.	D19/52
D. 336,751	6/1993	Mak	D19/52
3,352,616	11/1967	Linger	D3/30.1 X
5,163,846	11/1992	Lee	434/85 X

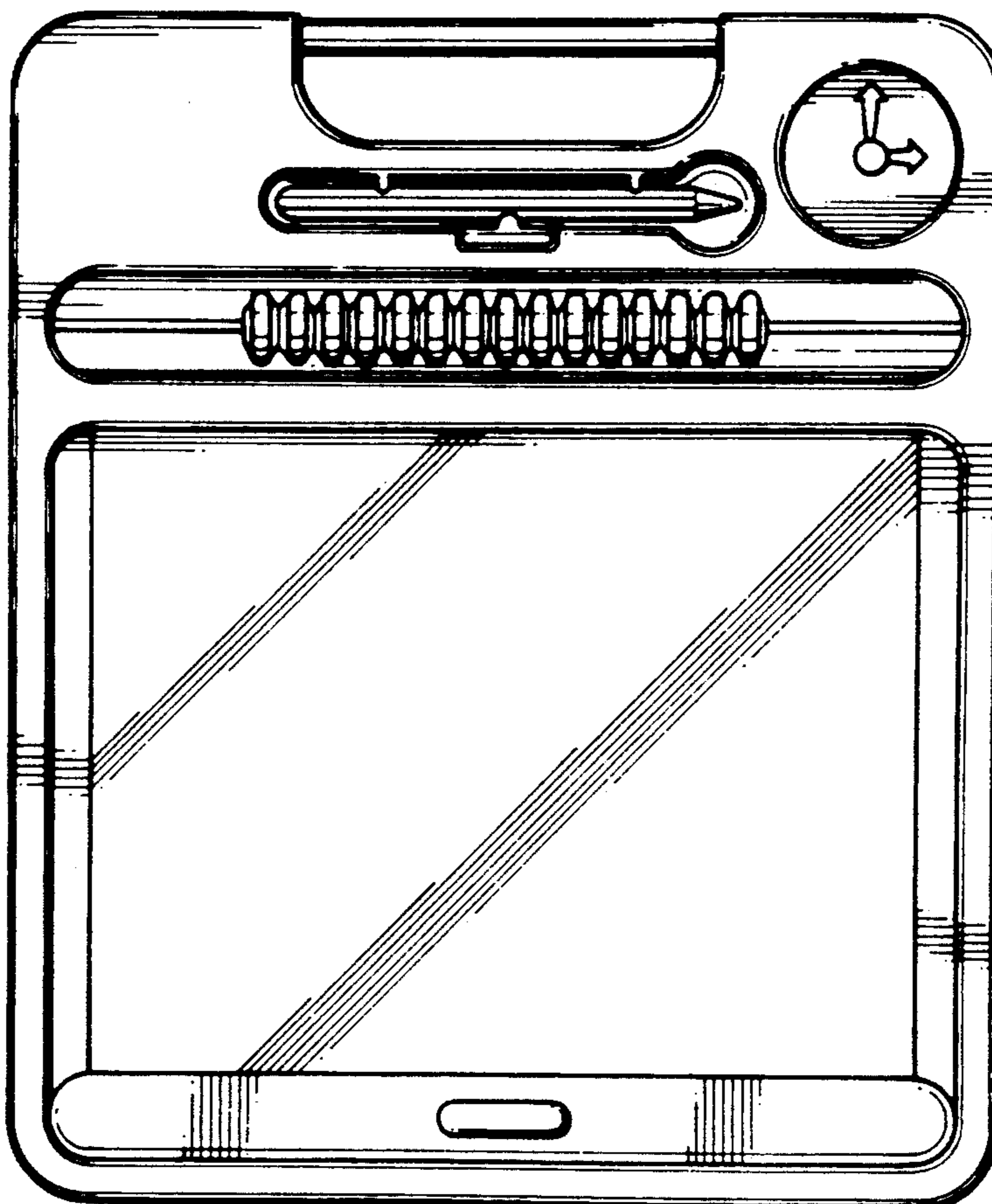
Primary Examiner—Nelson C. Holtje
Assistant Examiner—Martie Thompson
Attorney, Agent, or Firm—Burns, Doane, Swecker & Mathis

[57] **CLAIM**

The ornamental design for a drawing board, as shown and described.

DESCRIPTION

FIG. 1 is a front elevational view of a drawing board showing my new design;
FIG. 2 is a rear elevational view thereof;
FIG. 3 is a left side elevational view thereof;
FIG. 4 is a right side elevational view thereof;
FIG. 5 is a top plan view thereof; and,
FIG. 6 is a bottom plan view thereof.



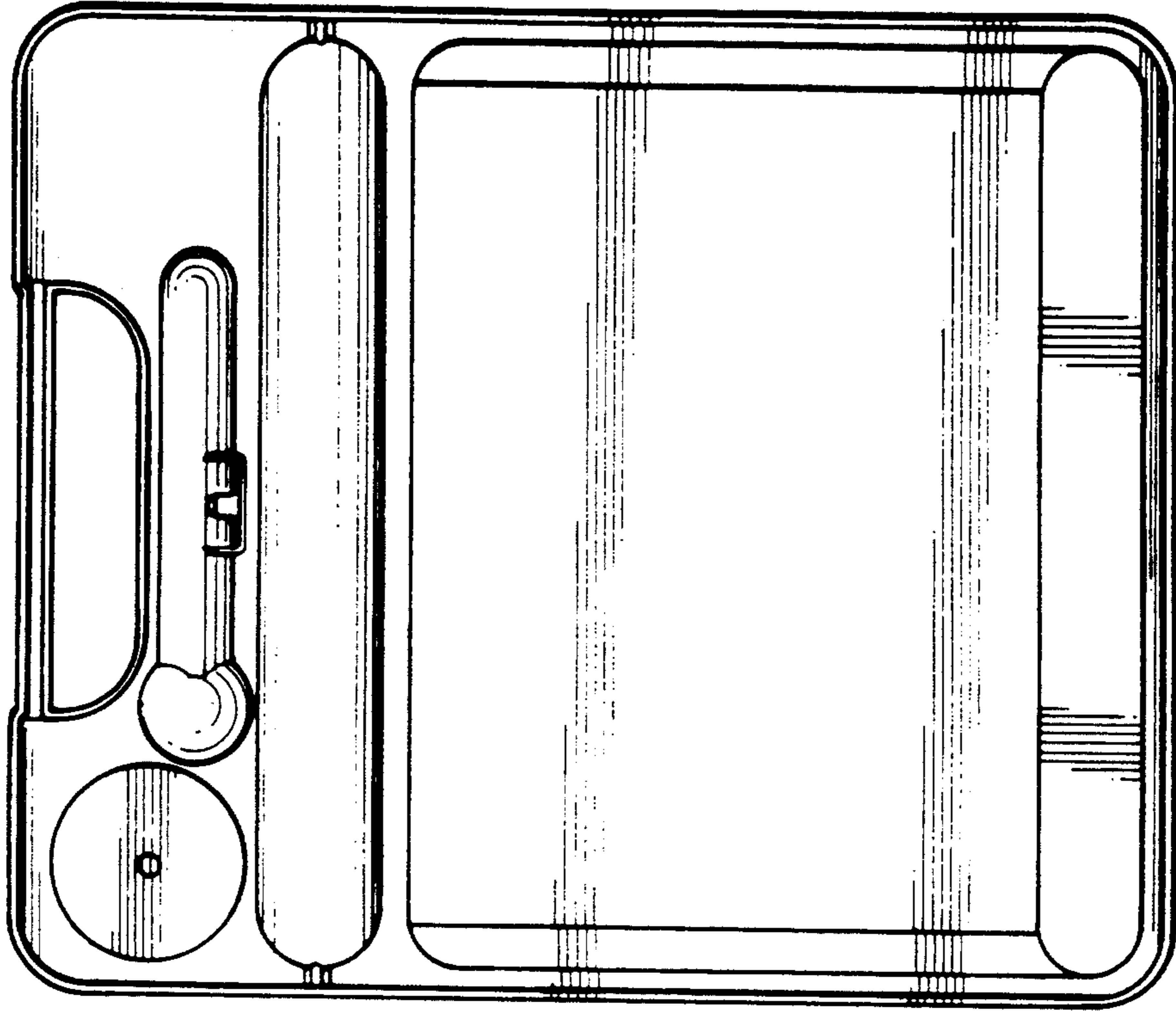


FIG 2

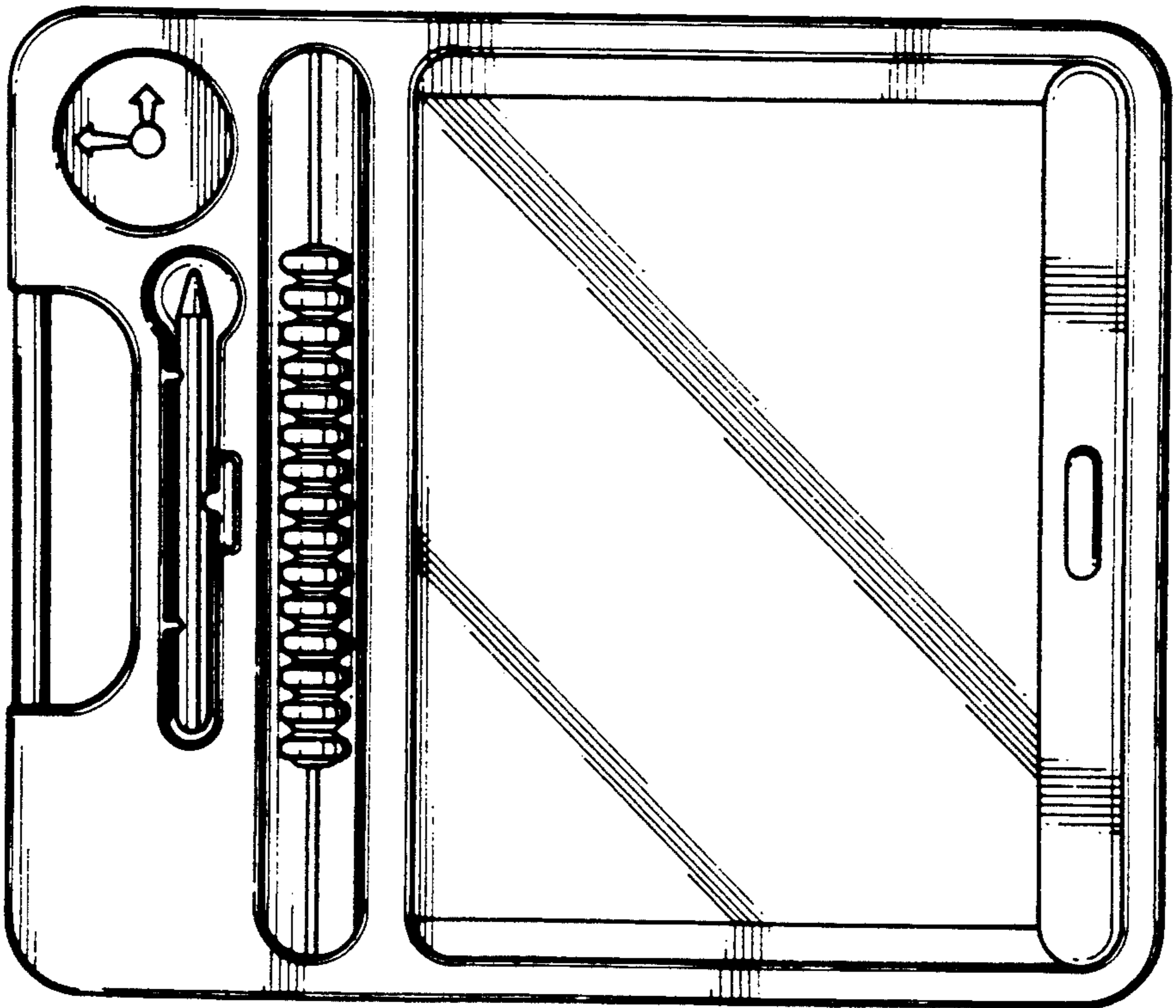


FIG 1

FIG 4




FIG 3

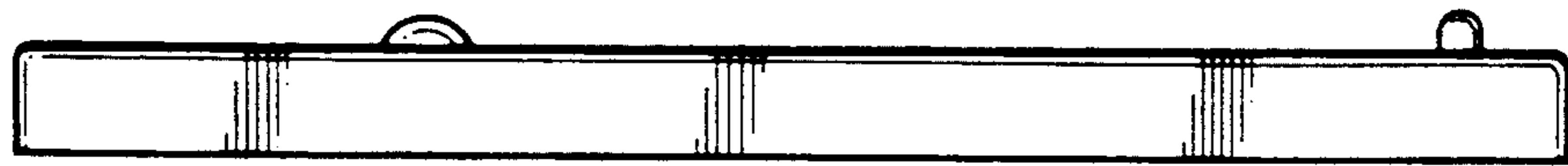


FIG 5



FIG 6

