



US00D345175S

# United States Patent [19]

[11] Patent Number: **Des. 345,175**

**Giralt**

[45] Date of Patent: **\*\* Mar. 15, 1994**

[54] **WRITING INSTRUMENT**

[76] Inventor: **Jules Giralt**, 14, rue Paul Lacombe,  
11000 Carcassonne, France

[\*\*] Term: **14 Years**

[21] Appl. No.: **580**

[22] Filed: **Oct. 16, 1992**

D. 145,431	8/1946	Flanagan	.....	D19/42
D. 186,923	12/1959	Williams	.....	D19/42
D. 187,315	2/1960	Williams	.....	D19/42
D. 187,831	5/1960	Buryan	.....	D19/42
D. 333,677	3/1993	Giralt	.	

*Primary Examiner*—Nelson C. Holtje  
*Assistant Examiner*—Martie Thompson  
*Attorney, Agent, or Firm*—Finnegan, Henderson,  
Farabow, Garrett & Dunner

**Related U.S. Application Data**

[62] Division of Ser. No. 594,815, Oct. 9, 1990, Pat. No.  
Des. 333,667.

[30] **Foreign Application Priority Data**

Apr. 10, 1990 [FR] France ..... 902,945

[52] U.S. Cl. .... **D19/42; D19/48;**  
D19/51; D19/56; D19/57

[58] Field of Search ..... 401/221, 222, 223, 224,  
401/243, 244, 245, 246, 247; D19/35, 36, 41-51,  
54-58, 81-85

[56] **References Cited**

**U.S. PATENT DOCUMENTS**

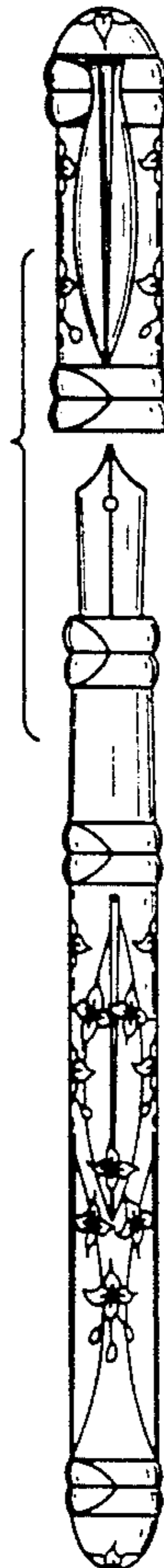
D. 11,737	4/1880	Aiken	.....	D19/42
D. 11,806	6/1880	Aiken	.....	D19/42

[57] **CLAIM**

The ornamental design for a writing instrument, as shown and described.

**DESCRIPTION**

FIG. 1 is a left side view of a writing instrument showing my new design, in an exploded condition; FIG. 2 is a right side view thereof; FIG. 3 is a bottom plan view with the cap member removed for convenience of illustration; FIG. 4 is a top plan view; FIG. 5 is a front elevational view; FIG. 6 is a front elevational view in an exploded condition; and, FIG. 7 is a front elevational view in an exploded condition of an alternative embodiment.



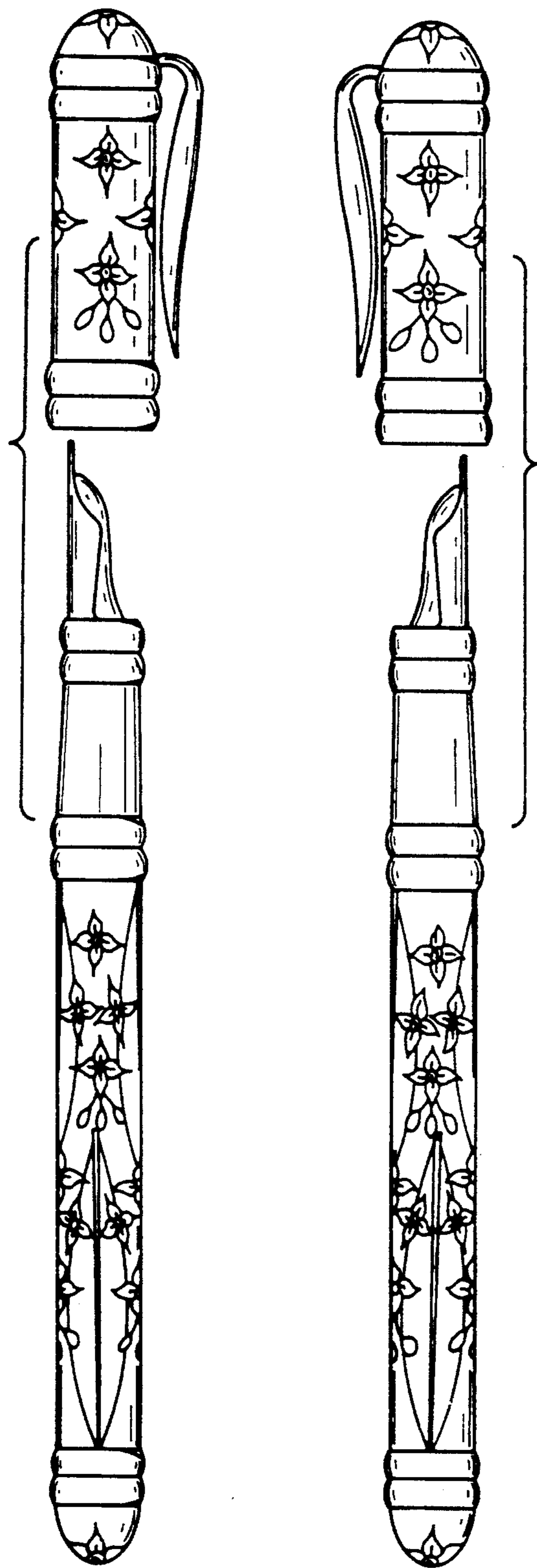


FIG. 3



FIG. 4




FIG. 5

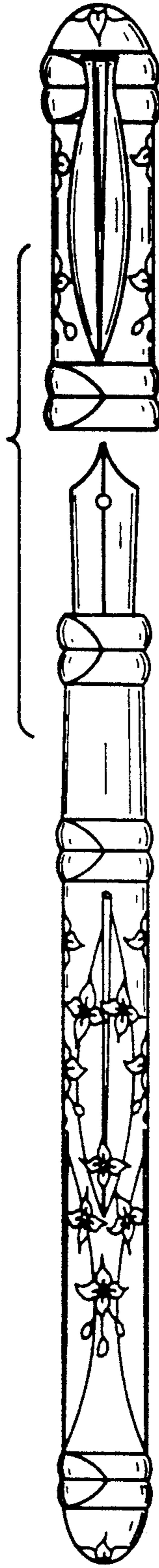


FIG. 6

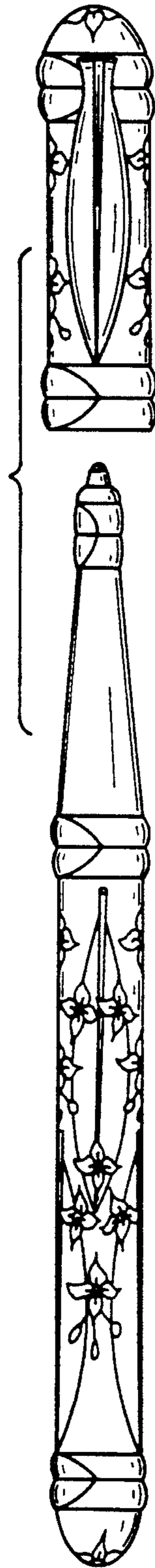


FIG. 7