



US00D345164S

**United States Patent** [19]  
**Grae**

[11] **Patent Number: Des. 345,164**

[45] **Date of Patent: \*\* Mar. 15, 1994**

[54] **HAND CONTROLLER FOR MULTIMEDIA VIDEO SYSTEM**

5,207,426 5/1993 Inoue et al. .... 273/148 B

[76] **Inventor: Bernard A. Grae, 5011 Ledgestone Dr., Fort Worth, Tex. 76132**

[\*\*] **Term: 14 Years**

[21] **Appl. No.: 814,664**

[22] **Filed: Dec. 30, 1991**

[52] **U.S. Cl. .... D14/218; D21/48**

[58] **Field of Search .... 273/148 B, 433-438, 273/DIG. 28; 358/194.1; 455/151.4, 352-355; D21/13, 48; D14/114, 121, 218, 239**

[56] **References Cited**

**U.S. PATENT DOCUMENTS**

- D. 180,551 7/1951 Gribin et al. .... D14/218
- D. 309,889 8/1990 Cheng ..... D14/218
- D. 320,624 10/1991 Taylor ..... D21/13
- D. 325,225 4/1992 Adhida ..... D21/48
- 4,969,647 11/1990 Mical et al. .... 273/437 X

**OTHER PUBLICATIONS**

Playthings, Sep. 1988, p. 49, as shown by arrow.

*Primary Examiner*—Bernard Ansher

*Assistant Examiner*—Prabhakar Deshmukh


*Attorney, Agent, or Firm*—David L. McCombs


[57] **CLAIM**

The ornamental design for a hand controller for multimedia video, as shown and described.

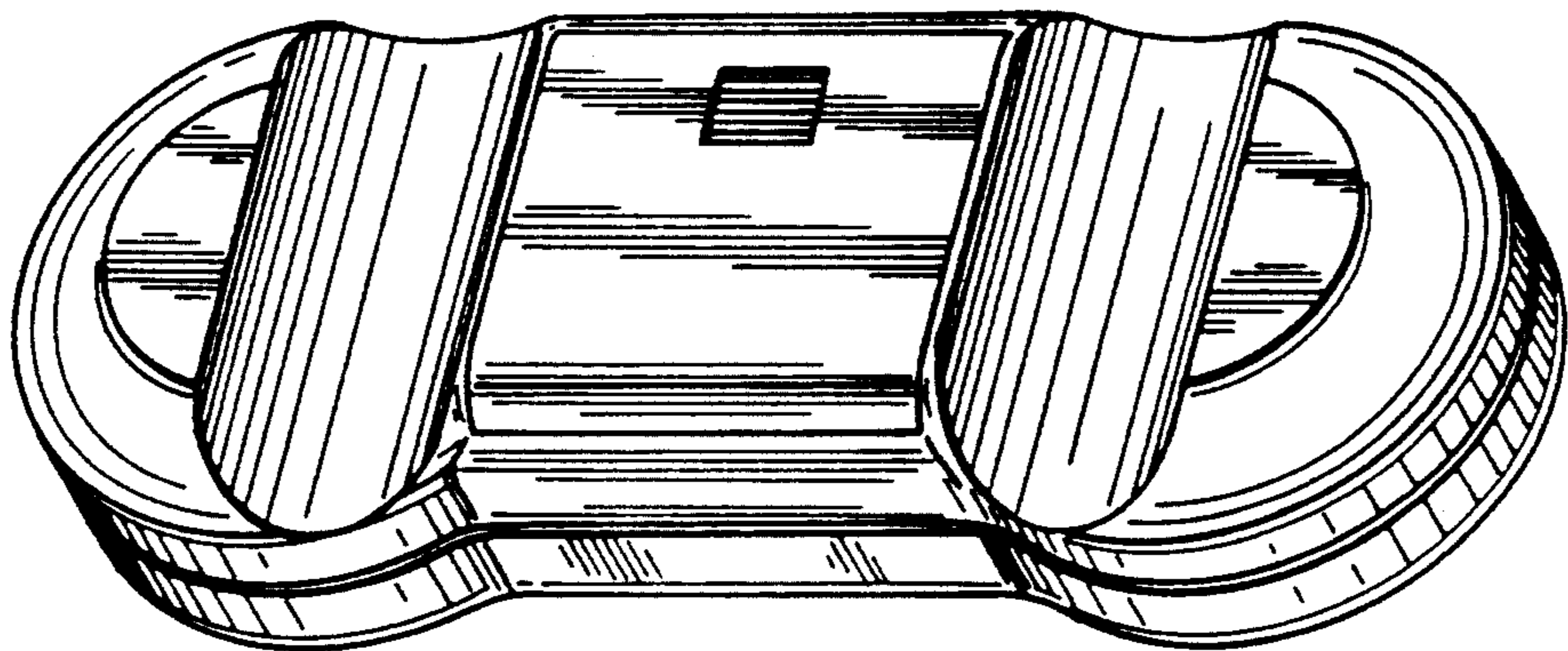
**DESCRIPTION**

FIG. 1 is a top perspective view of a hand controller for multimedia video systems showing my new design; FIG. 2 is a bottom perspective view thereof; FIG. 3 is an inverted rear elevational view thereof; FIG. 4 is an inverted side elevational view thereof; FIG. 5 is an inverted front elevational view thereof; FIG. 6 is a bottom plan view thereof; and, FIG. 7 is a top plan view thereof.

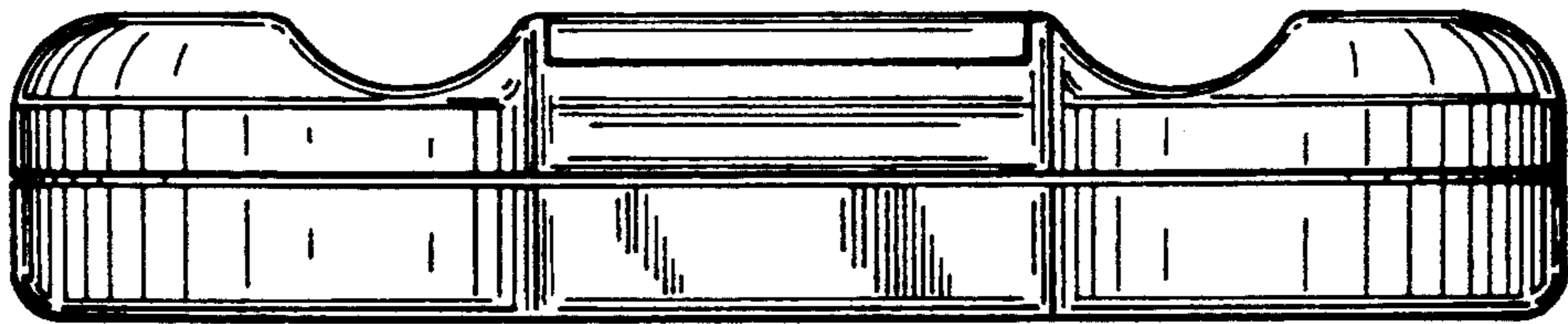




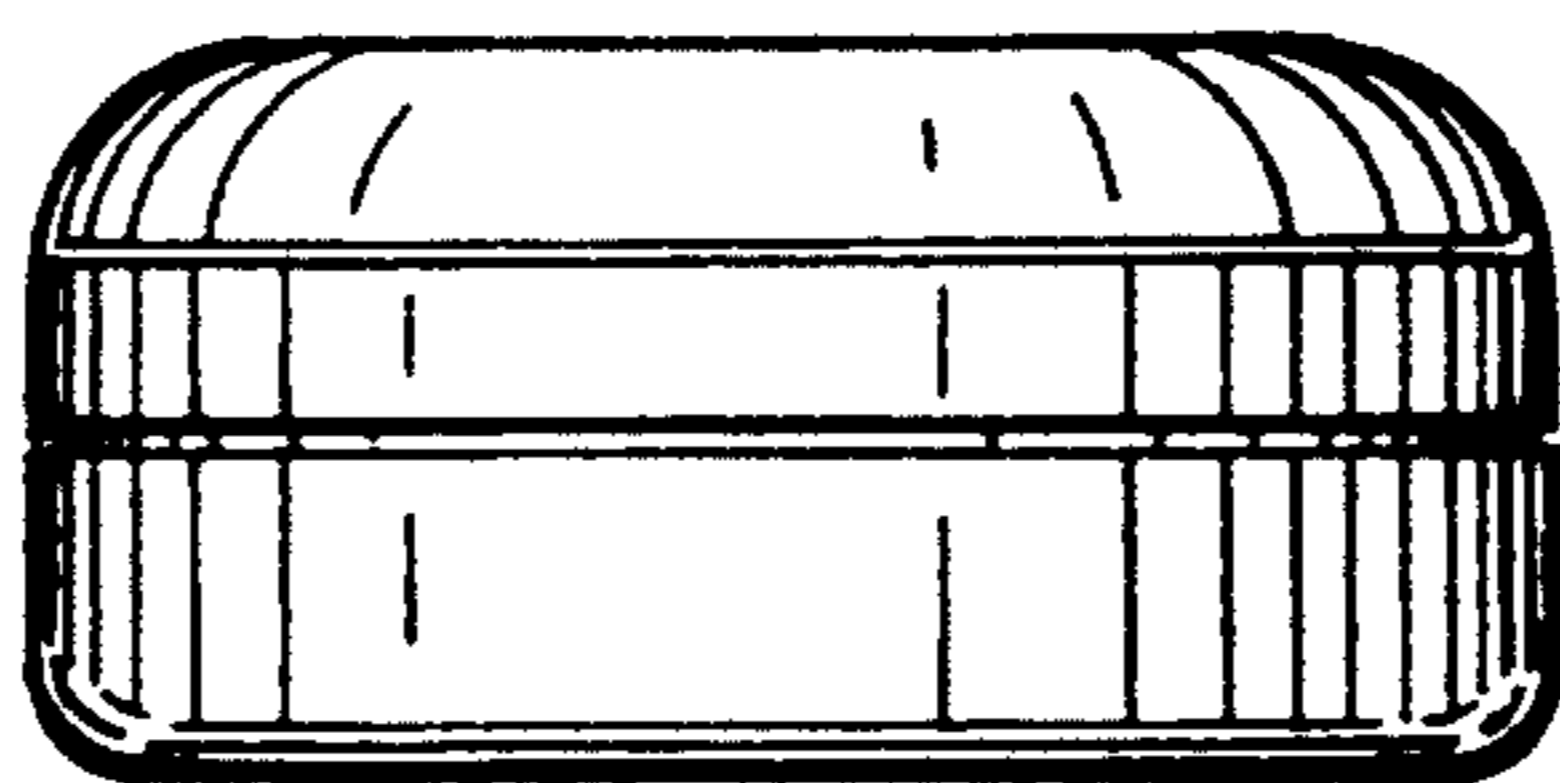
**FIG. 1**



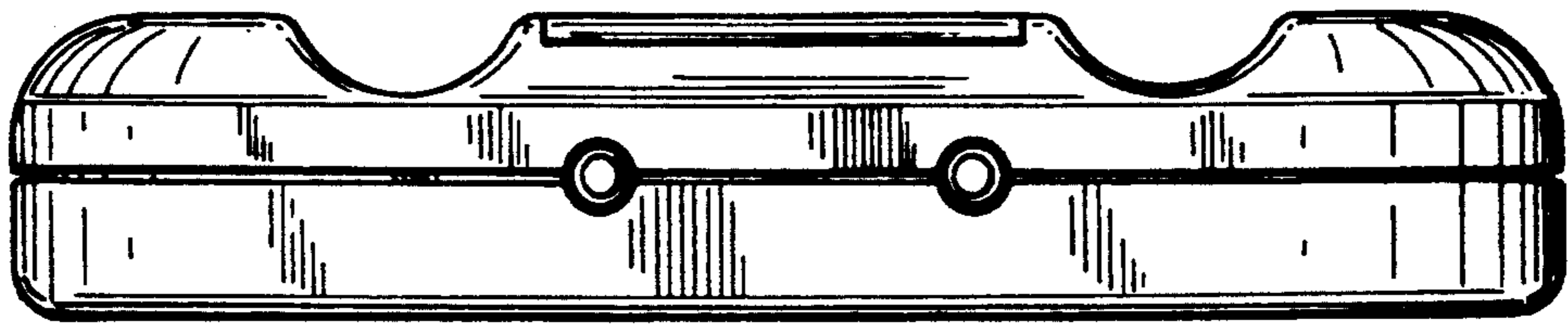
**FIG. 2**



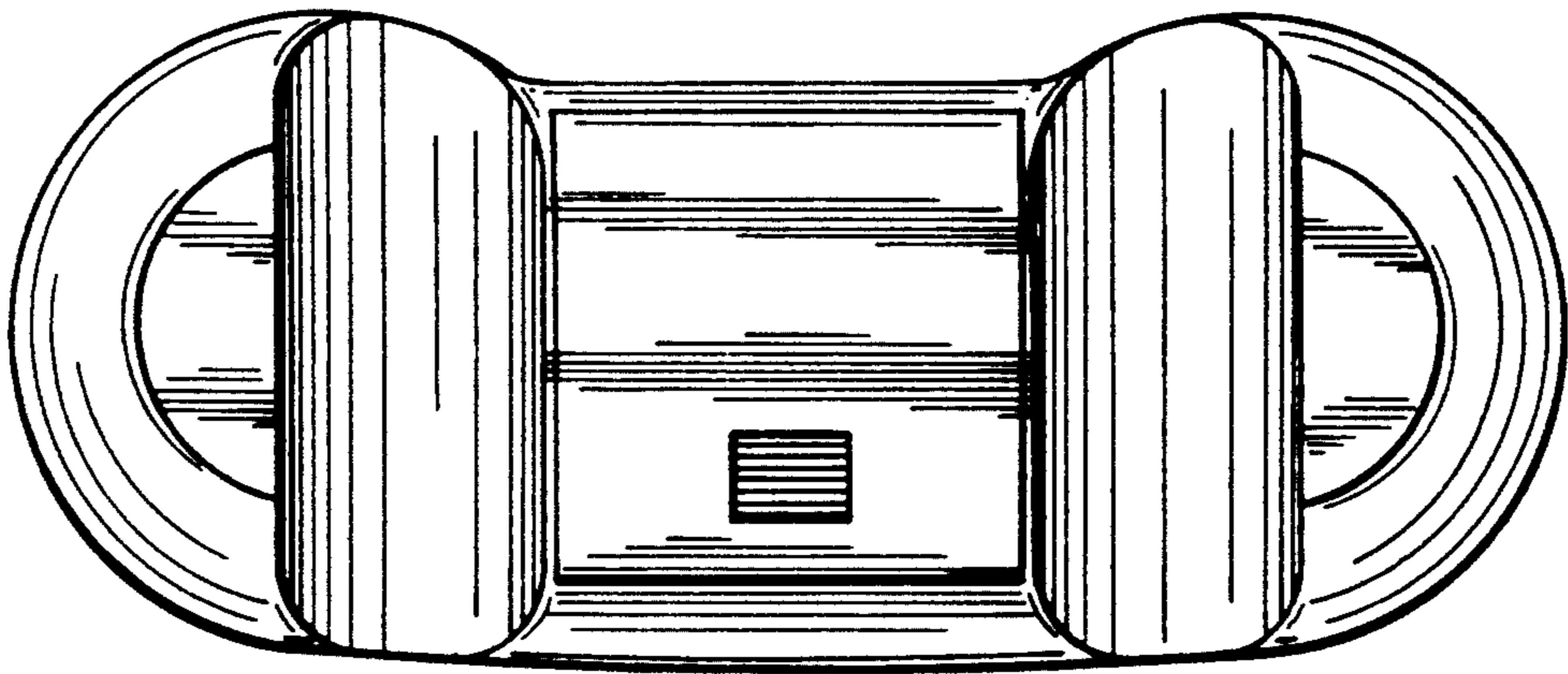
**FIG. 3**




**FIG. 4**



**FIG. 5**



**FIG. 6**



**FIG. 7**