



US00D345157S

United States Patent [19]

[11] Patent Number: **Des. 345,157**

Happo et al.

[45] Date of Patent: **** Mar. 15, 1994**

[54] PORTABLE RADIO TELEPHONE

[75] Inventors: **Masahiko Happo; Tomiaki Shirakawa**, both of Tokyo; **Tadao Nakamura**, Yokohama; **Takato Yokouchi**, Tokyo, all of Japan

[73] Assignee: **Kabushiki Kaisha Toshiba**, Kawasaki, Japan

[**] Term: **14 Years**

[21] Appl. No.: **948,938**

[22] Filed: **Sep. 15, 1992**

[52] U.S. Cl. **D14/138**

[58] Field of Search 379/58-61, 379/419, 428, 433, 434, 440; D14/137, 138, 140, 142, 149-151, 147, 148, 240, 241, 247, 248

[56] References Cited

U.S. PATENT DOCUMENTS

D. 282,364	1/1986	Takahashi	D14/138
D. 297,839	9/1988	Fujita et al.	D14/138
D. 323,325	1/1992	Seki	D14/147 X
D. 326,452	5/1992	Roegner	D14/138
D. 336,472	6/1993	Lin	D14/138
D. 337,326	7/1993	Kim	D14/147 X
4,885,797	12/1989	Leather et al.	D14/138 X

OTHER PUBLICATIONS

Korean Official Gazette No. 99988, Mar. 16, 1990.
Japanese Official Gazette No. 804806, Jan. 17, 1991.
Japanese Official Gazette No. 761032, May 2, 1989.
Japanese Official Gazette No. 709324, Jul. 16, 1987.

Primary Examiner—Alan P. Douglas
Assistant Examiner—Jeffrey Asch
Attorney, Agent, or Firm—Oblon, Spivak, McClelland, Maier & Neustadt

[57] CLAIM

The ornamental design for a portable radio telephone, as shown.

DESCRIPTION

FIG. 1 is a front, bottom, left side perspective view of a portable radio telephone showing our new design; FIG. 2 is a front elevational view thereof; FIG. 3 is a rear elevational view thereof; FIG. 4 is a top plan view thereof; FIG. 5 is a bottom plan view thereof; FIG. 6 is a left side elevational view thereof; FIG. 7 is a right side elevational view thereof; and, FIG. 8 is a front elevational view thereof, the numerals shown in the display areas by means of broken lines being for illustrative purposes only.




FIG. 1



FIG. 2




FIG. 3

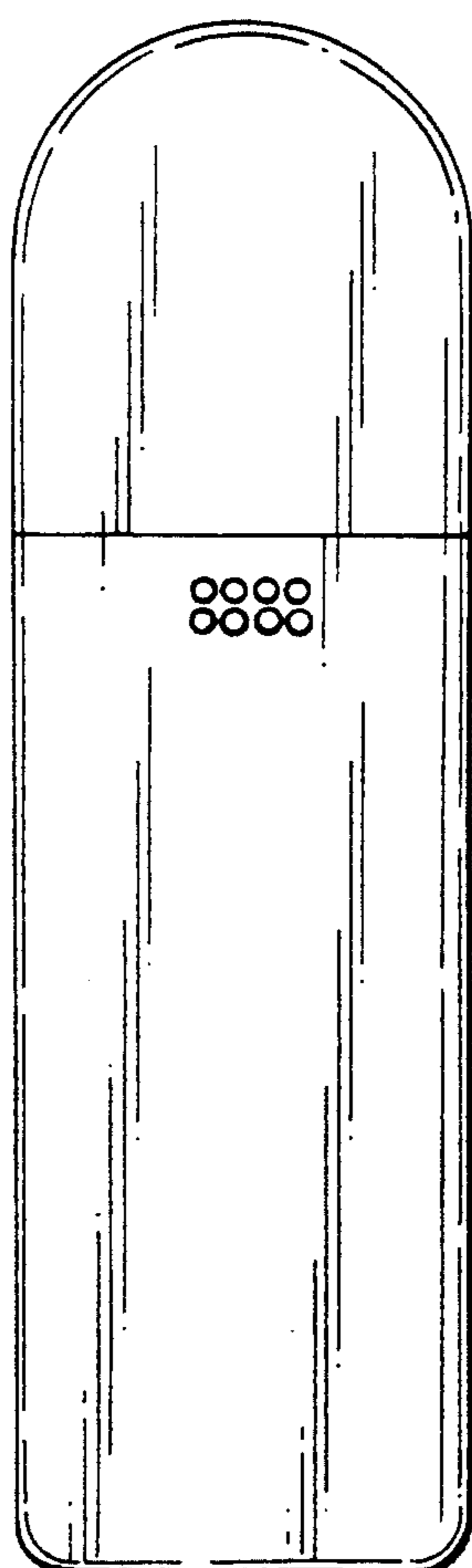


FIG. 4

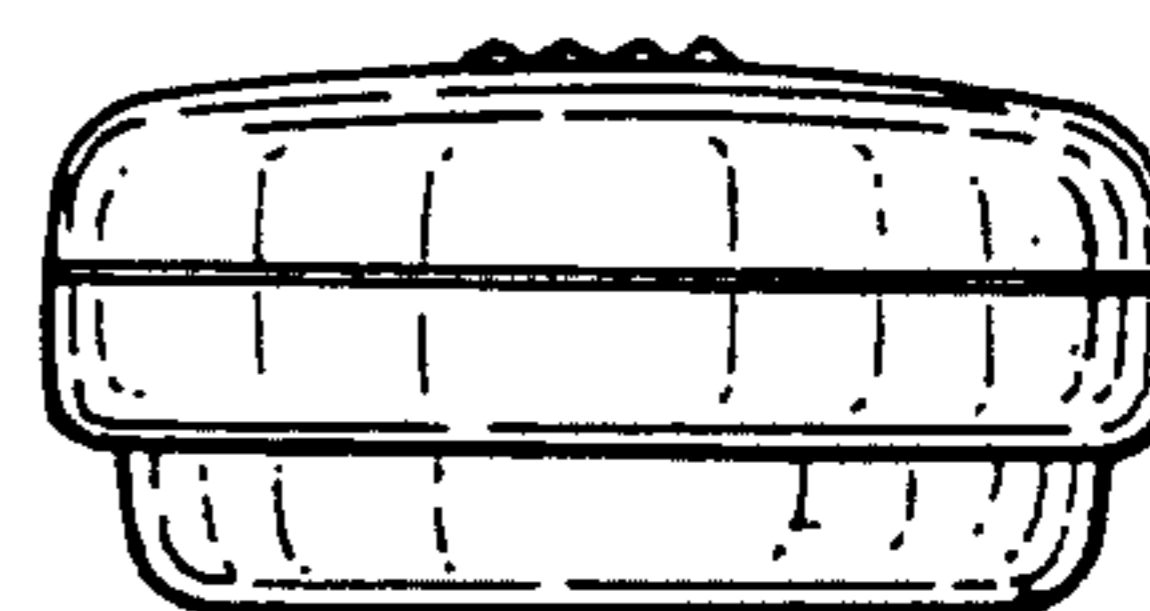


FIG. 5

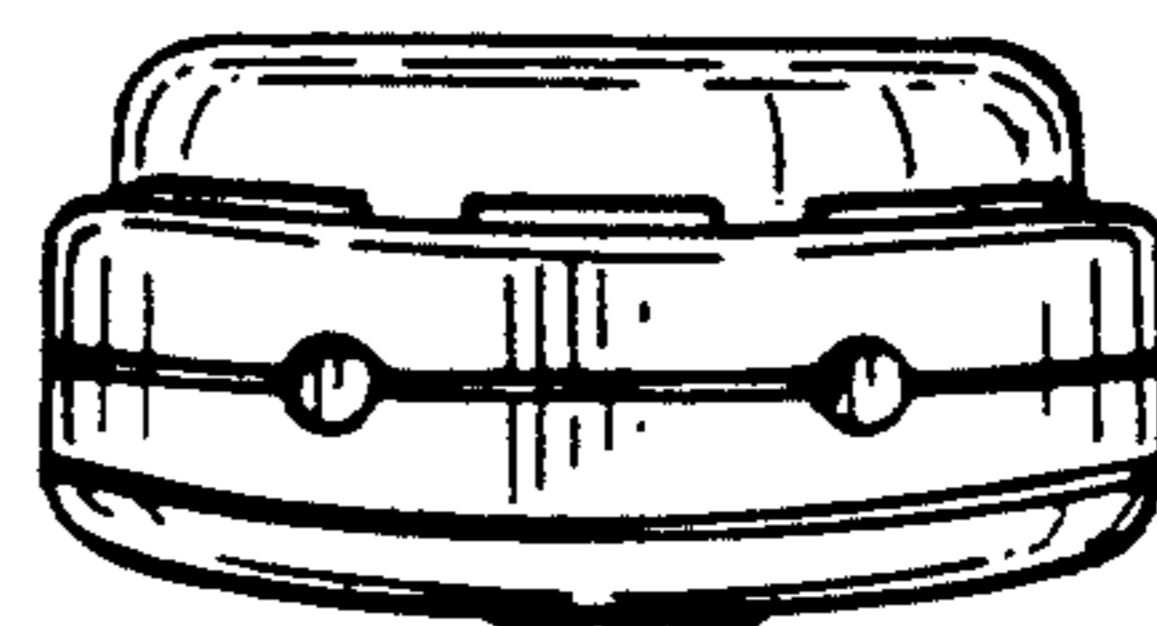


FIG. 6

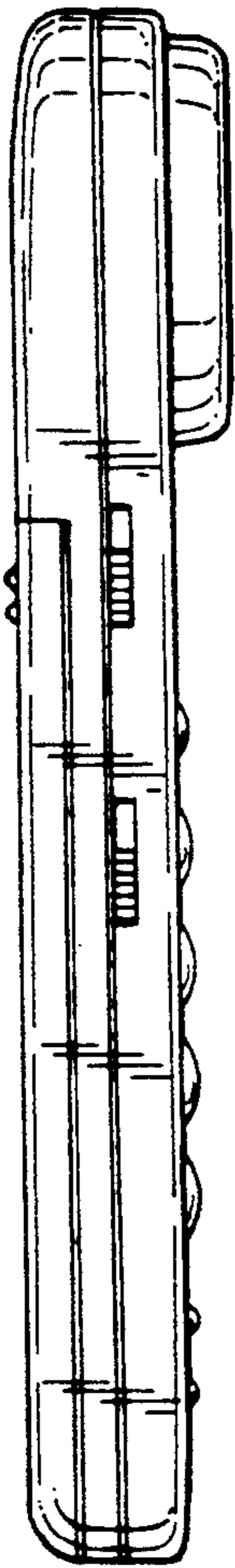


FIG. 7

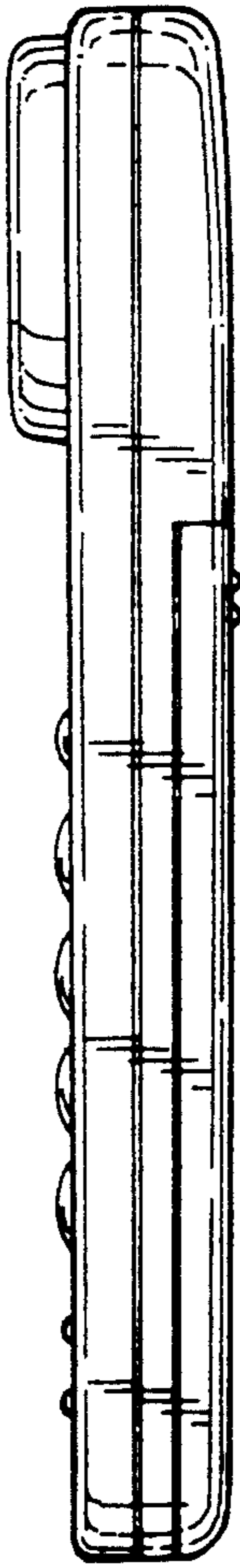


FIG. 8

