



US00D345148S

United States Patent [19] Hong

[11] Patent Number: **Des. 345,148**

[45] Date of Patent: **** Mar. 15, 1994**

[54] **COMPUTER**

[75] Inventor: **Yun-ki Hong**, Kyungki, Rep. of Korea

[73] Assignee: **Samsung Electronics Co., Ltd.**, Kyungki, Rep. of Korea

[**] Term: **14 Years**

[21] Appl. No.: **919,576**

[22] Filed: **Jul. 27, 1992**

[30] **Foreign Application Priority Data**

May 16, 1992 [KR] Rep. of Korea 92-7886

[52] U.S. Cl. **D14/100**

[58] Field of Search D6/421, 423; 312/208.1, 312/223.2, 223.3, 194; 360/99.12; 361/390, 395; D14/100, 102, 107, 108, 109; D13/162, 184, 199

[56] **References Cited**

U.S. PATENT DOCUMENTS

D. 294,261 2/1988 Alfonso D14/109 X

D. 315,550 3/1991 Hill D14/102
D. 337,317 7/1993 Reiter D14/102
D. 337,758 7/1993 Barbera et al. D14/102

Primary Examiner—Wallace R. Burke
Assistant Examiner—Freda S. Nunn
Attorney, Agent, or Firm—Leydig, Voit & Mayer

[57] **CLAIM**

The ornamental design for a computer, as shown and described.

DESCRIPTION

FIG. 1 is an enlarged top front and left side perspective view of a computer showing my new design; FIG. 2 is a front elevational view thereof; FIG. 3 is a rear elevational view thereof; FIG. 4 is a left side elevational view thereof; FIG. 5 is a right side elevational view thereof; FIG. 6 is a top plan view thereof; FIG. 7 is a bottom plan view thereof; and, FIG. 8 is an enlarged top front and left side perspective view thereof showing the disk drive panel door opened and the handle extracted.

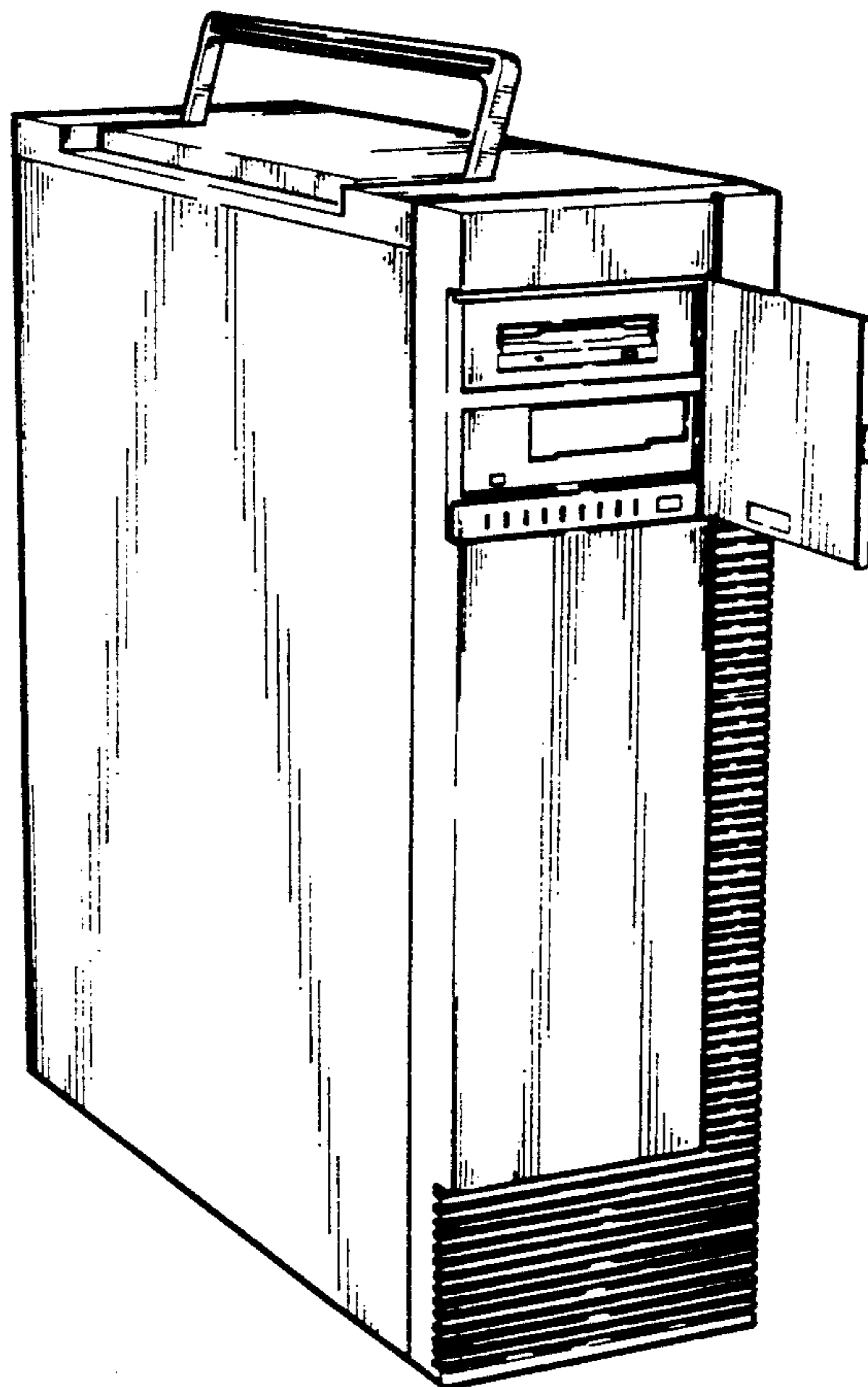
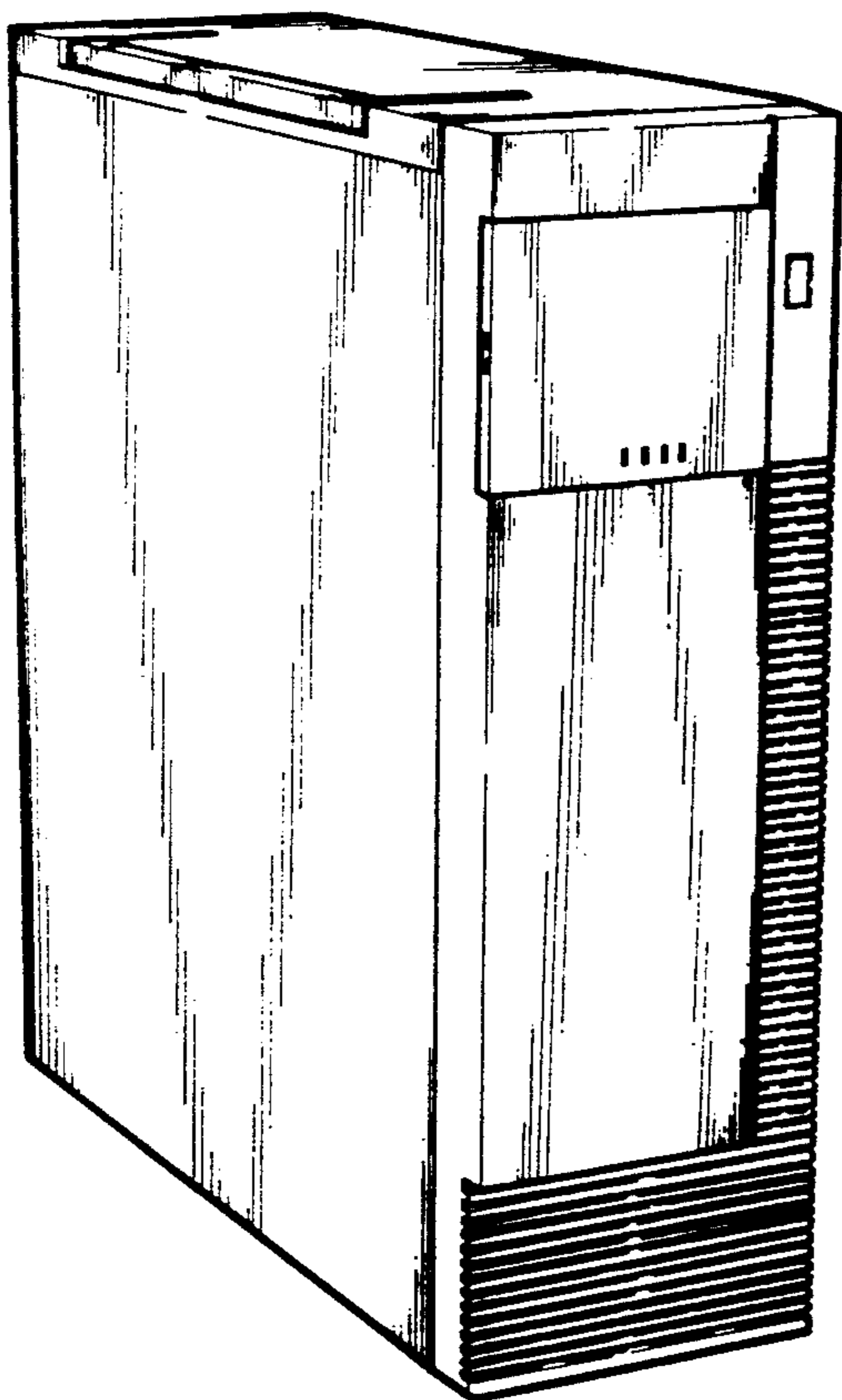


FIG. 1

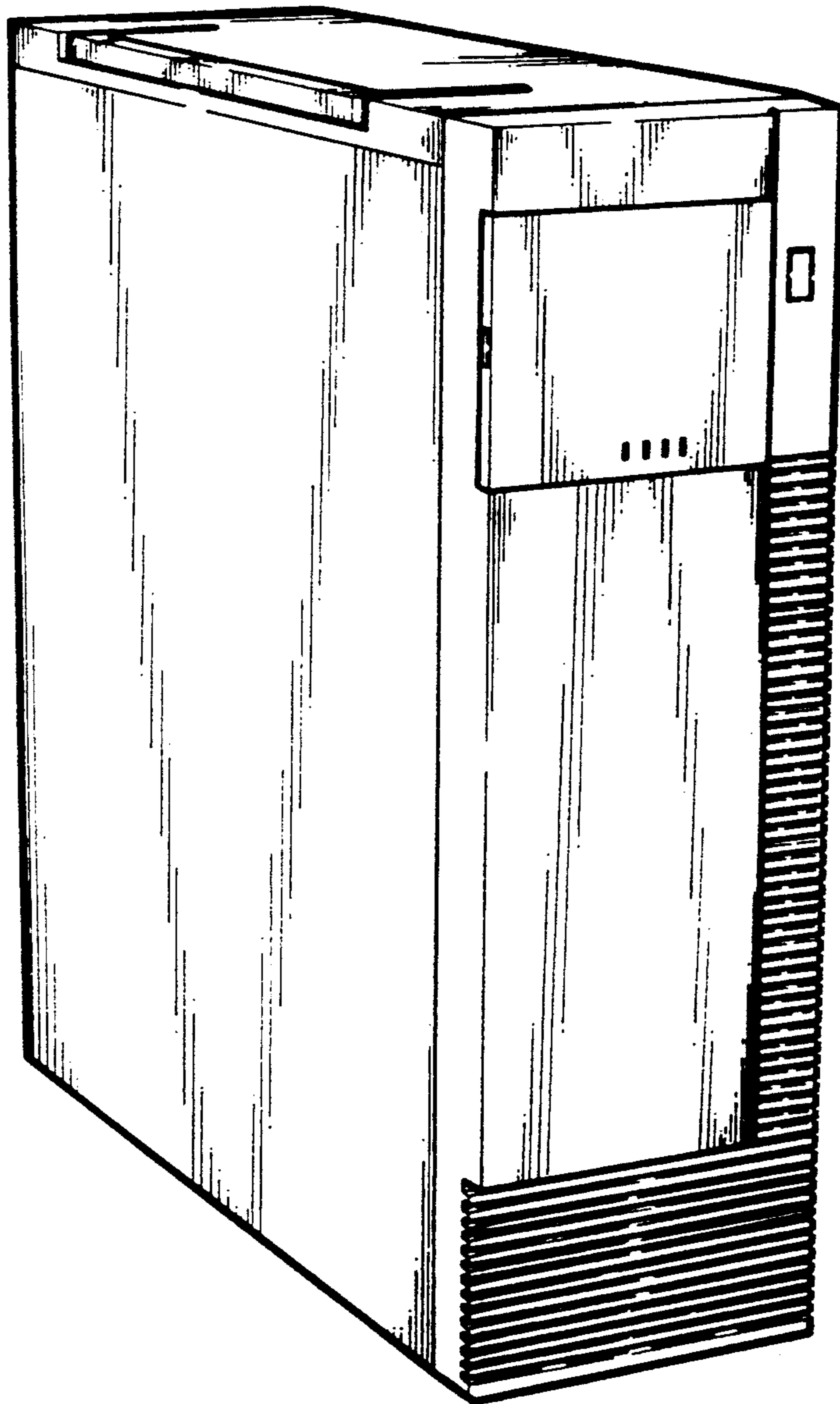


FIG. 2




FIG. 3




FIG. 4




FIG. 5




FIG. 6




FIG. 7

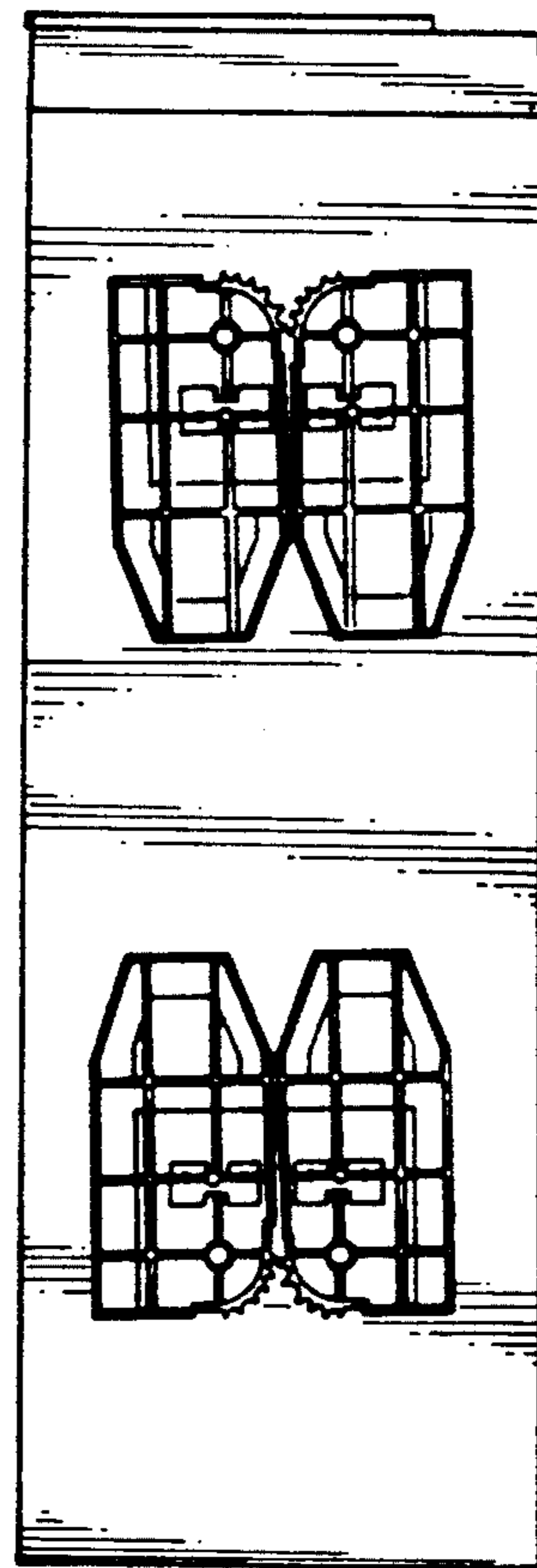


FIG. 8

