



US00D345146S

United States Patent [19]

[11] Patent Number: **Des. 345,146**

Lozo

[45] Date of Patent: **** Mar. 15, 1994**

[54] **PORTABLE ELECTRONIC COMPUTER FOR BOWLING**

4,824,109 4/1989 Cervantes 273/54 C
4,937,772 6/1990 Chavez et al. 273/54 GX

[76] Inventor: **Robert F. Lozo**, 5599 NW. 5th St. #9, Miami, Fla. 33126

Primary Examiner—Wallace R. Burke
Assistant Examiner—Freda S. Nunn
Attorney, Agent, or Firm—Leon Gilden

[**] Term: **14 Years**

[57] **CLAIM**

[21] Appl. No.: **476,633**

The ornamental design for a portable electronic computer for bowling, as shown and described.

[22] Filed: **Feb. 8, 1990**

DESCRIPTION

[52] U.S. Cl. **D14/100**

[58] **Field of Search** 235/145 A, 145 R;
340/700, 706, 711, 712; 341/22, 23;
364/708-710, 900, 412; 273/54 C; D14/100,
105, 106, 107; D18/1, 7, 11, 12; D21/233

FIG. 1 is a front elevational view of the portable electronic computer for bowling showing my new design; FIG. 2 is a rear elevational view thereof; FIG. 3 is a left side elevational view thereof; FIG. 4 is a right side elevational view thereof; FIG. 5 is a top plan view thereof; FIG. 6 is a bottom plan view thereof; and, FIG. 7 is a bottom, front and left side perspective view thereof.

[56] **References Cited**

U.S. PATENT DOCUMENTS

D. 309,601 7/1990 Sawada et al. D14/100
3,284,928 11/1966 Kelley D21/233 X
4,181,964 1/1980 Moore et al. 364/708
4,382,280 5/1983 Mandel et al. D18/7 X

The broken lines are shown in the figures for illustrative purposes only and form no part of the claimed design.

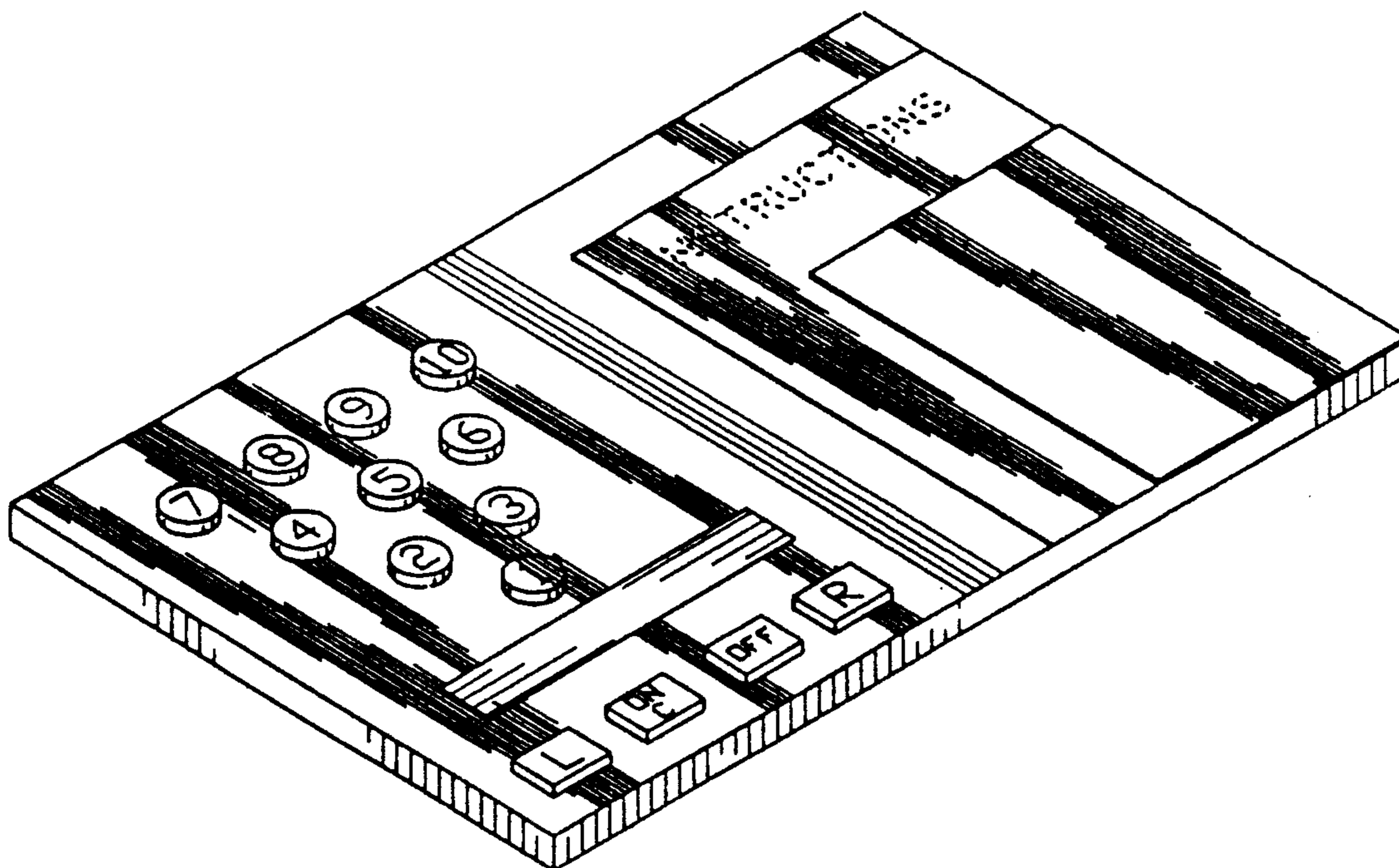


FIG. 1

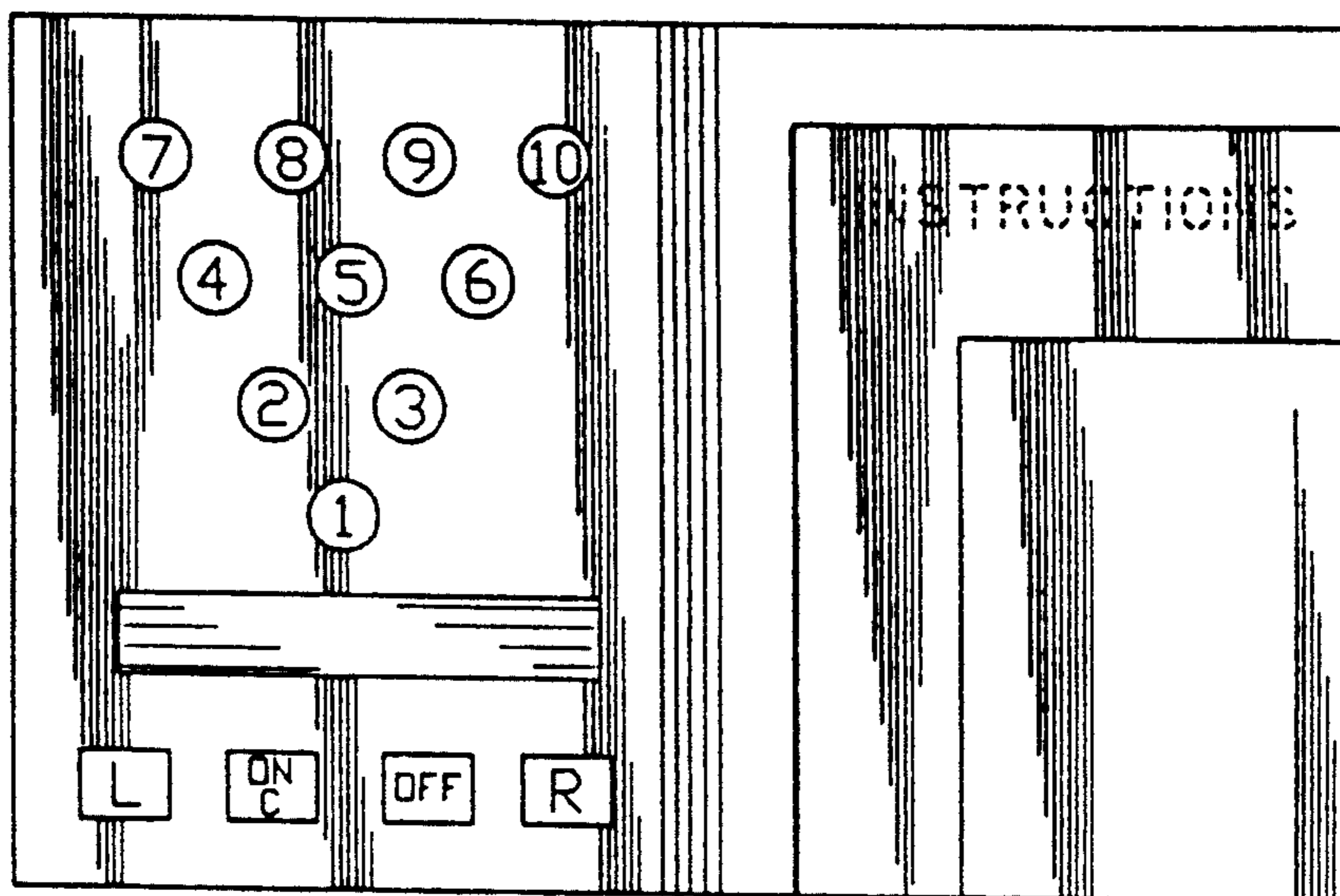


FIG. 2

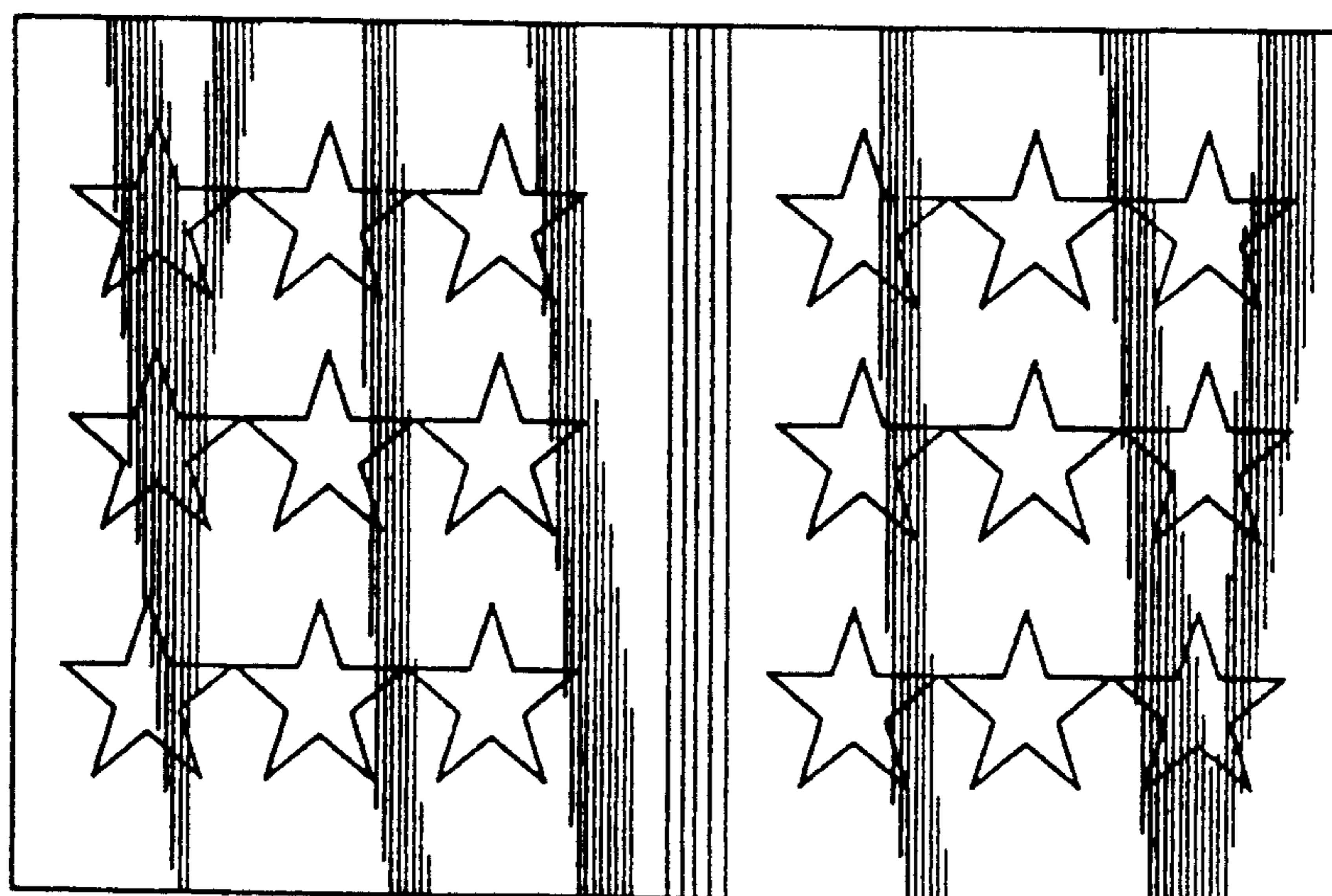


FIG. 3



FIG. 4



FIG. 5

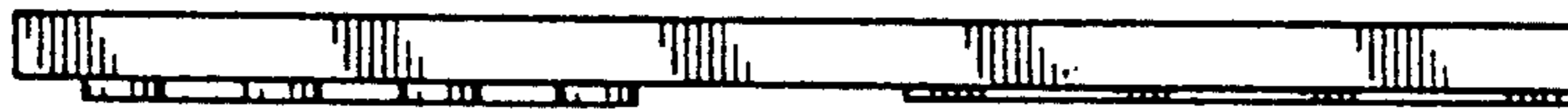


FIG. 6



FIG. 7

