



US00D345133S

United States Patent [19]

[11] Patent Number: **Des. 345,133**

Himuro et al.

[45] Date of Patent: **** Mar. 15, 1994**

[54] **AUTOMOBILE TIRE**

[75] Inventors: **Yasuo Himuro; Nobuyuki Watanabe,**
both of Tokyo, Japan

[73] Assignee: **Bridgestone Corporation,** Tokyo,
Japan

[**] Term: **14 Years**

[21] Appl. No.: **912,592**

[22] Filed: **Jul. 6, 1992**

[30] **Foreign Application Priority Data**

Jan. 9, 1992 [JP] Japan 4-63

[52] U.S. Cl. **D12/147**

[58] Field of Search 152/209 R, 209 A, 209 D;
D12/136, 140, 145, 151

[56] **References Cited**

U.S. PATENT DOCUMENTS

D. 328,444 8/1992 Graas D12/147

FOREIGN PATENT DOCUMENTS

2-128907 5/1990 Japan 152/209 R

OTHER PUBLICATIONS

1991 Tread Design Guide, p. 13, Big O Legacy Plus

Tire, top center of page and Big O Legacy MX Tire, second row down from top, left side of page. 1991 Tread Design Guide, p. 23, Delta New Supreme Tire, bottom center of page.

Primary Examiner—James M. Gandy
Attorney, Agent, or Firm—Sughrue, Mion, Zinn,
Macpeak & Seas

[57] **CLAIM**

The ornamental design for an automobile tire, as shown and described.

DESCRIPTION

FIG. 1 is a perspective view of an automobile tire showing our new design, it being understood that the tread pattern is repeated uniformly throughout the circumference of the tire;

FIG. 2 is a front elevation view thereof;

FIG. 3 is a left side elevation view thereof, the opposite side being substantially a mirror image of that shown;

FIG. 4 is an enlarged fragmentary front elevation view thereof; and,

FIG. 5 is a cross-sectional view taken along line 5—5 in FIG. 4.

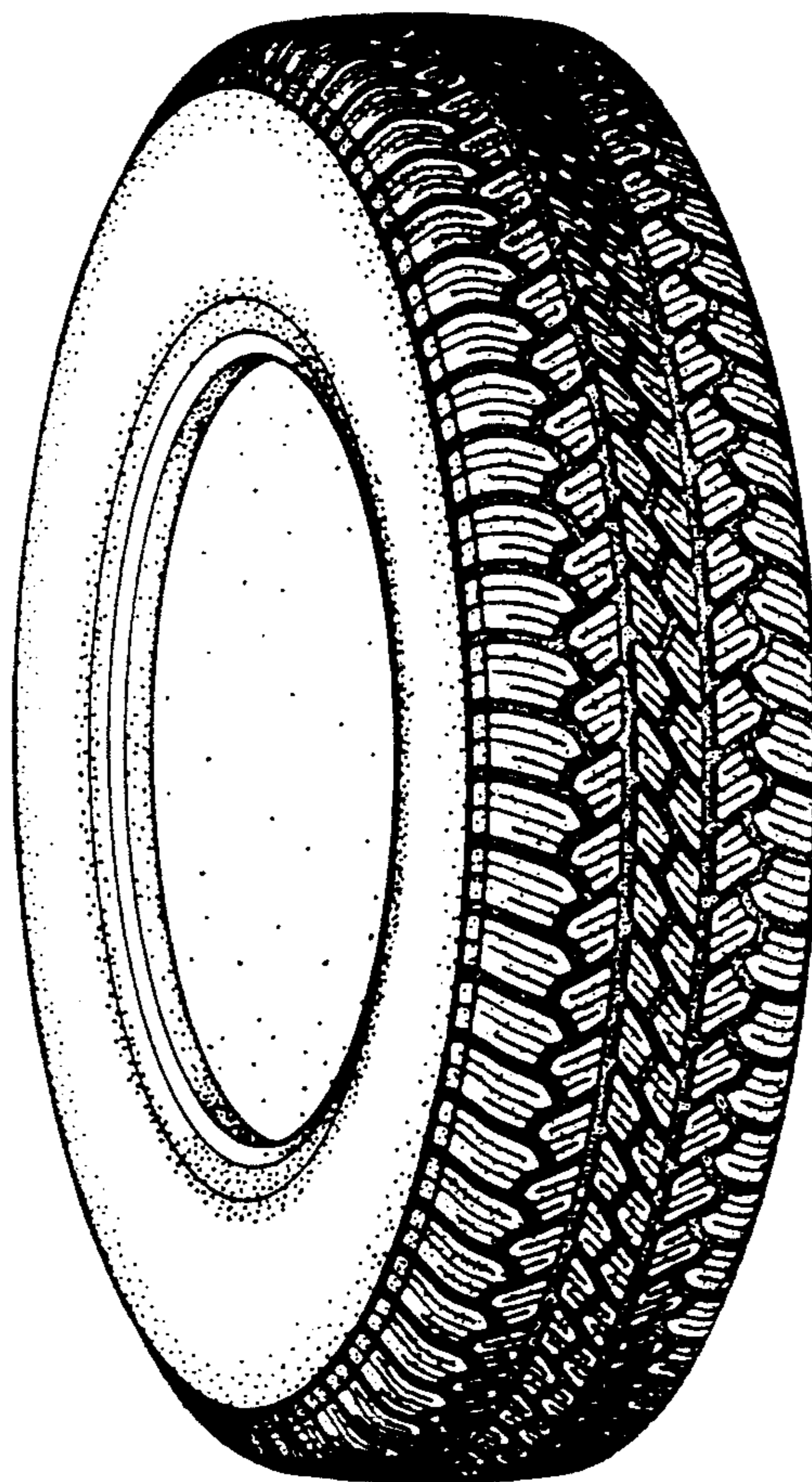


FIG.1

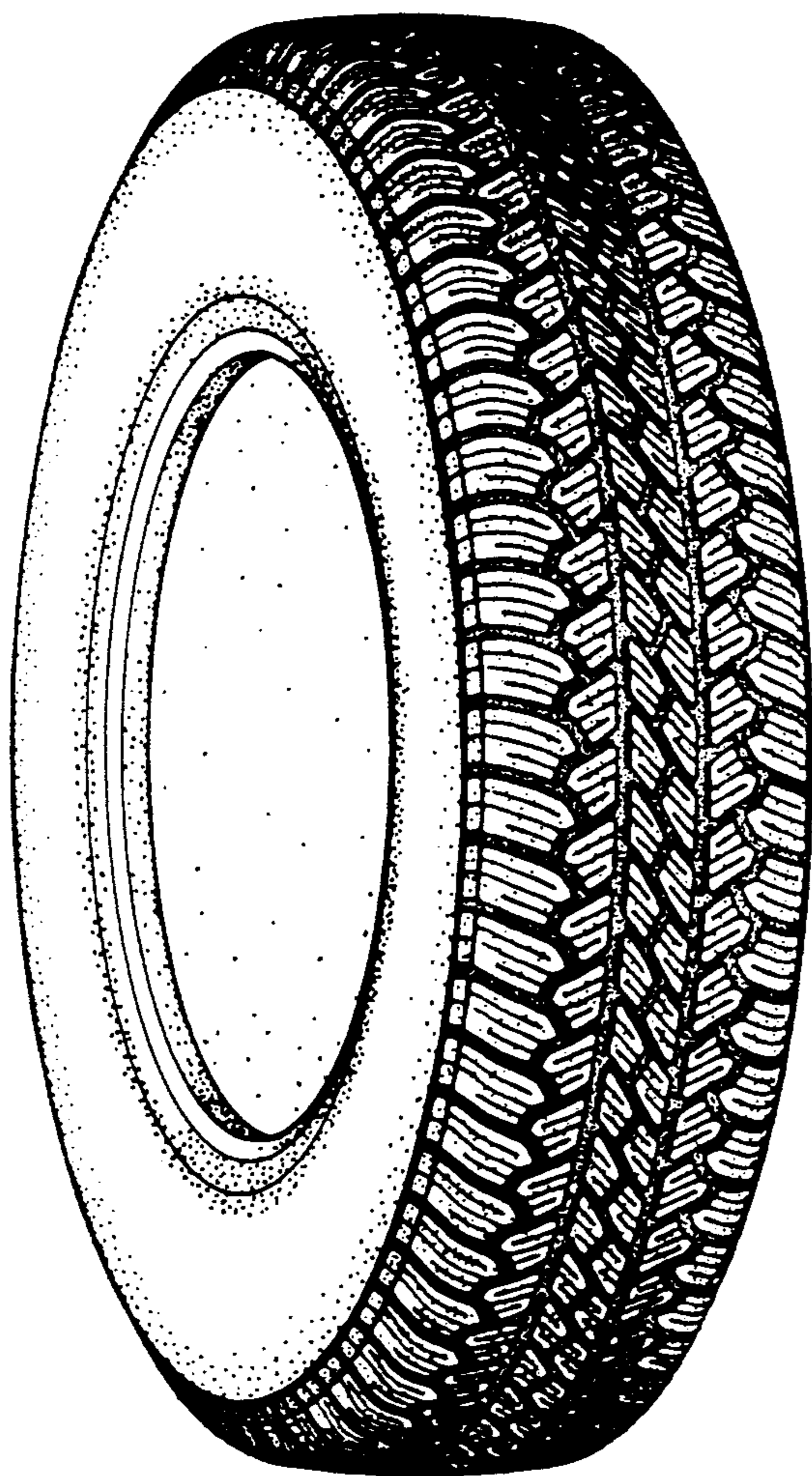


FIG.2

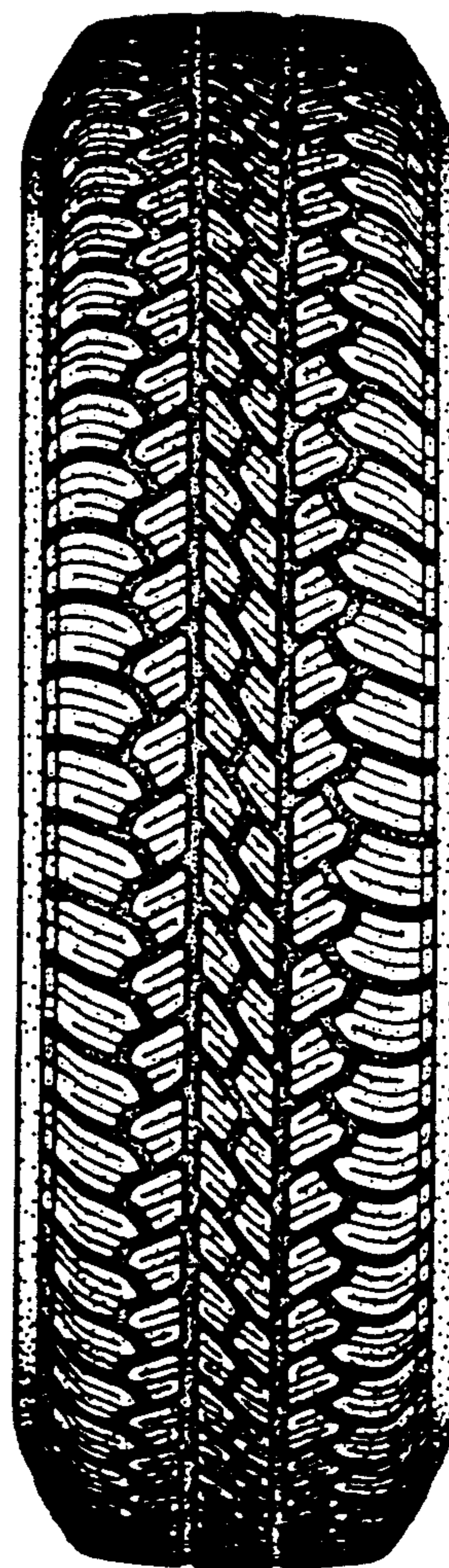


FIG.3

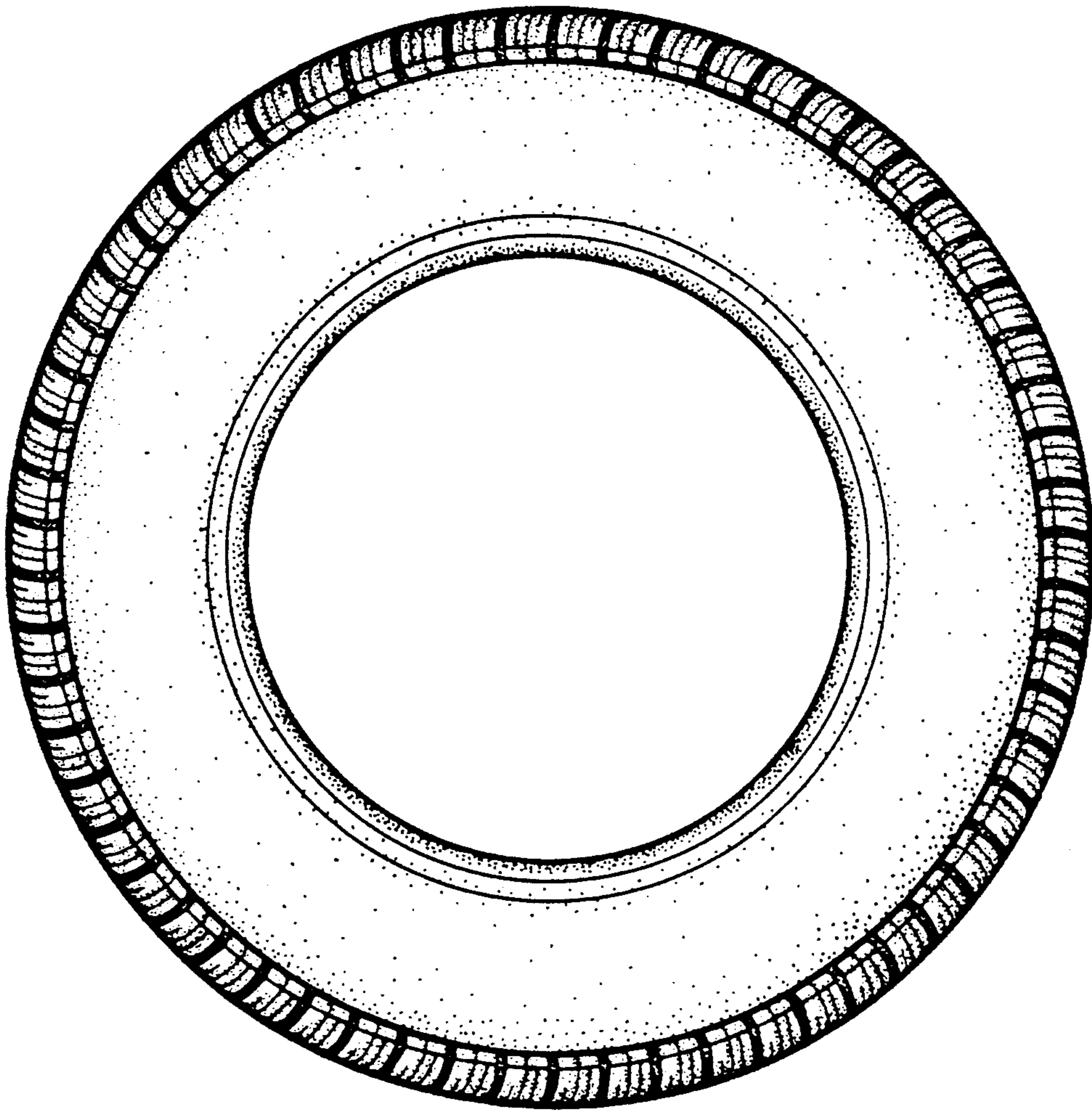


FIG.4




FIG.5

