



US00D345131S

# United States Patent [19]

[11] Patent Number: **Des. 345,131**

**Baus et al.**

[45] Date of Patent: **\*\* Mar. 15, 1994**

## [54] TIRE TREAD

[75] Inventors: **Andre E. J. Baus**, Bettembourg;  
**Ronald Els**, Cruchten, both of  
Luxembourg

[73] Assignee: **The Goodyear Tire & Rubber  
Company**, Akron, Ohio

[\*\*] Term: **14 Years**

[21] Appl. No.: **936,542**

[22] Filed: **Aug. 31, 1992**

### [30] Foreign Application Priority Data

Mar. 25, 1991 [XB] Benelux ..... 67514-00

[52] U.S. Cl. .... **D12/143**

[58] Field of Search ..... 152/209 R, 209 D;  
D12/141-143

### [56] References Cited

#### U.S. PATENT DOCUMENTS

D. 211,923 8/1968 Bartlett ..... D12/141  
D. 231,978 7/1974 Neale ..... D12/141  
D. 236,453 8/1975 Young ..... D12/143

## OTHER PUBLICATIONS

Modern Tire Dealer, Dec. 1972, p. 13, Michelin Tire,  
top of page.

Michelin "X" Tires Brochure, front cover, Michelin  
"X" Tire.

1991 Tread Design Guide, p. 123, Michelin XCA (75  
Series) (P) Tire, third row down from top, right side of  
page.

*Primary Examiner*—James M. Gandy

*Attorney, Agent, or Firm*—T. P. Lewandowski

## [57] CLAIM

The ornamental design for a tire tread, as shown and  
described.

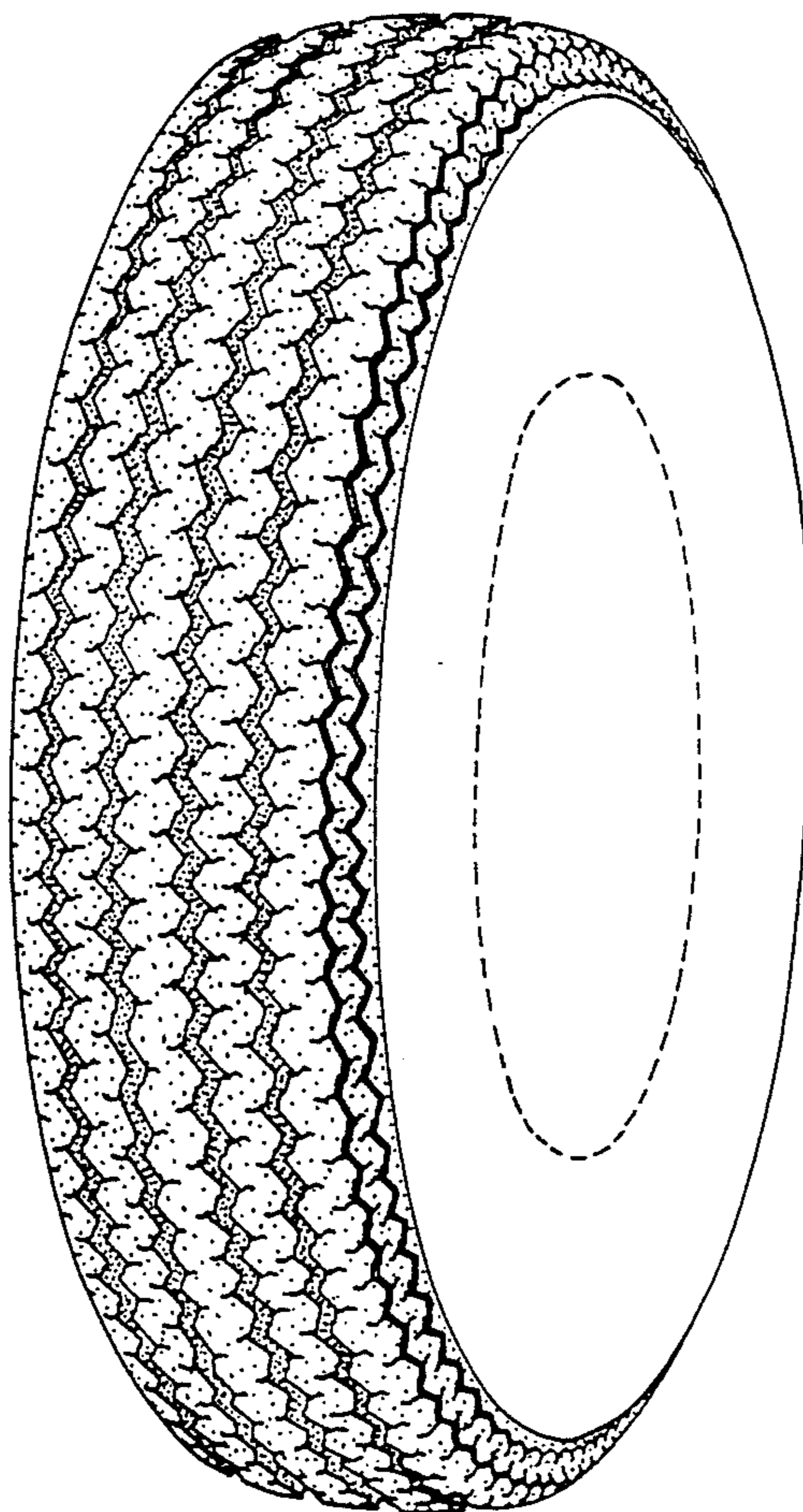
## DESCRIPTION

FIG. 1 is a perspective view of a tire tread showing our  
new design, it being understood that the pattern is re-  
peated throughout the circumference thereof;

FIG. 2 is a front elevational view thereof; and,

FIG. 3 is a side elevational view thereof on a reduced  
scale.

The broken line showing of the tire sidewall in FIGS. 1  
and 3 of the drawing is for illustrative purposes only and  
forms no part of the claimed design.



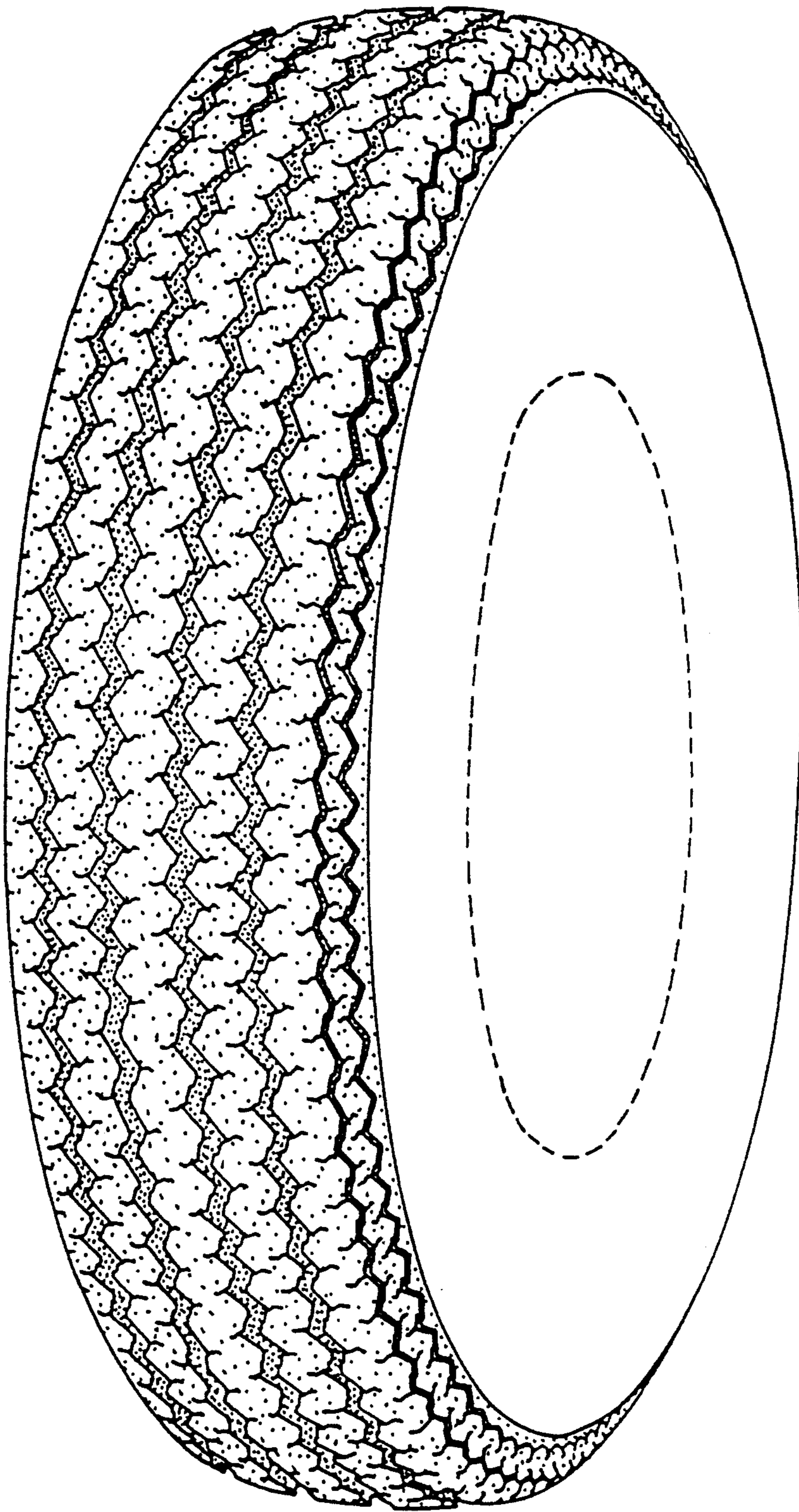


FIG. 1




FIG. 2

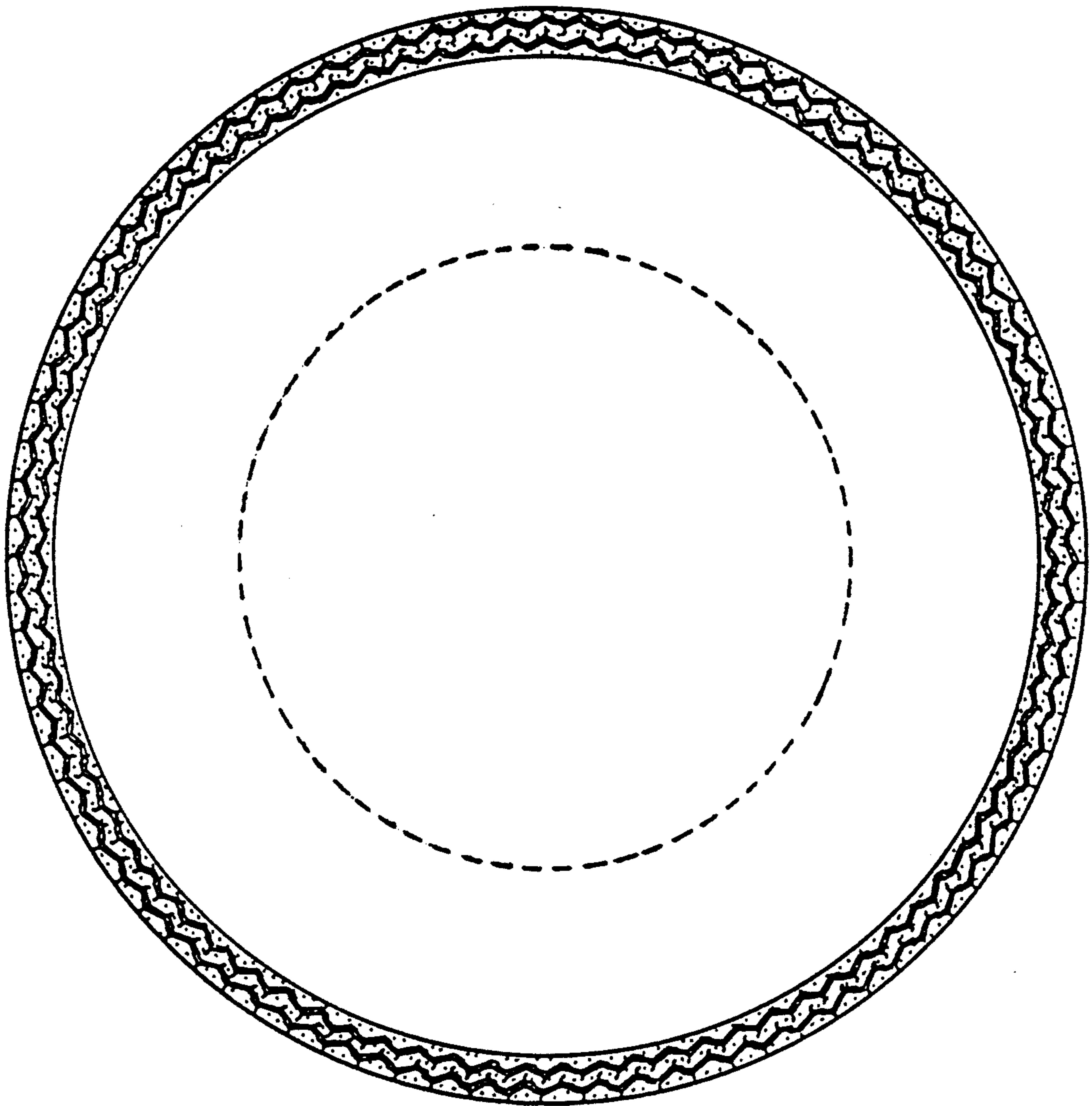


FIG. 3