



US00D345115S

# United States Patent [19]

Kaneko

[11] Patent Number: **Des. 345,115**

[45] Date of Patent: **\*\* Mar. 15, 1994**

[54] WATCH DIAL

[75] Inventor: **Ryoichi Kaneko**, Tokyo, Japan

[73] Assignee: **Seikosha Co., Ltd.**, Japan

[\*\*] Term: **14 Years**

[21] Appl. No.: **709,125**

[22] Filed: **May 31, 1991**

[52] U.S. Cl. .... **D10/126; D10/7**

[58] Field of Search ..... **368/223, 228, 232, 285; D10/1-39, 122-132**

D. 338,409 8/1993 Dupont ..... D10/9 X

### FOREIGN PATENT DOCUMENTS

344680 3/1960 Switzerland ..... 368/232

*Primary Examiner*—Nelson C. Holtje  
*Attorney, Agent, or Firm*—Bruce L. Adams; Van C. Wilks

### [57] CLAIM

The ornamental design for a watch dial, as shown and described.

### DESCRIPTION

FIG. 1 is a front elevational view of a watch dial showing my new design;

FIG. 2 is a rear elevational view thereof;

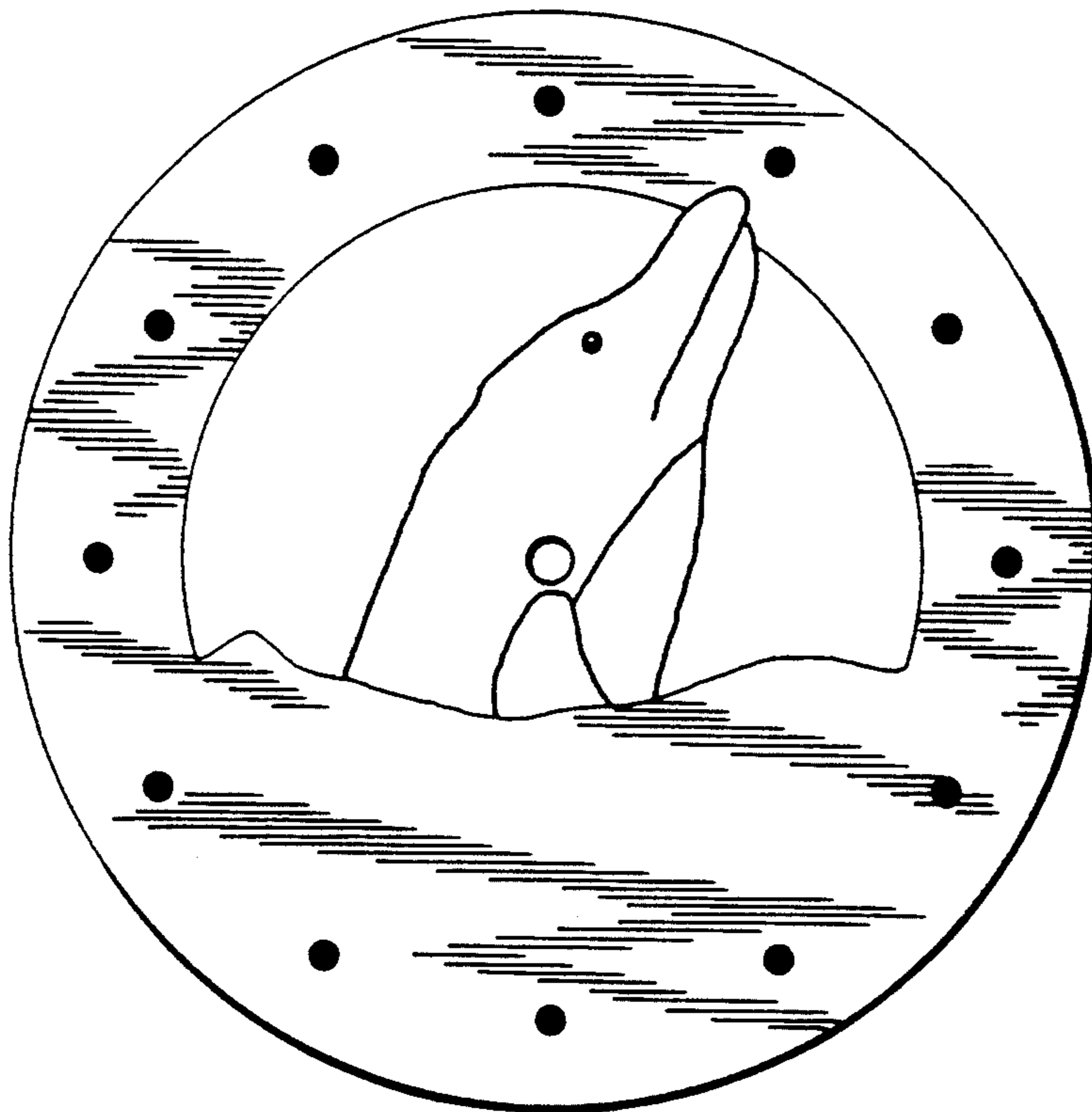
FIG. 3 is a top plan view thereof, the bottom being the same in appearance as the top; and,

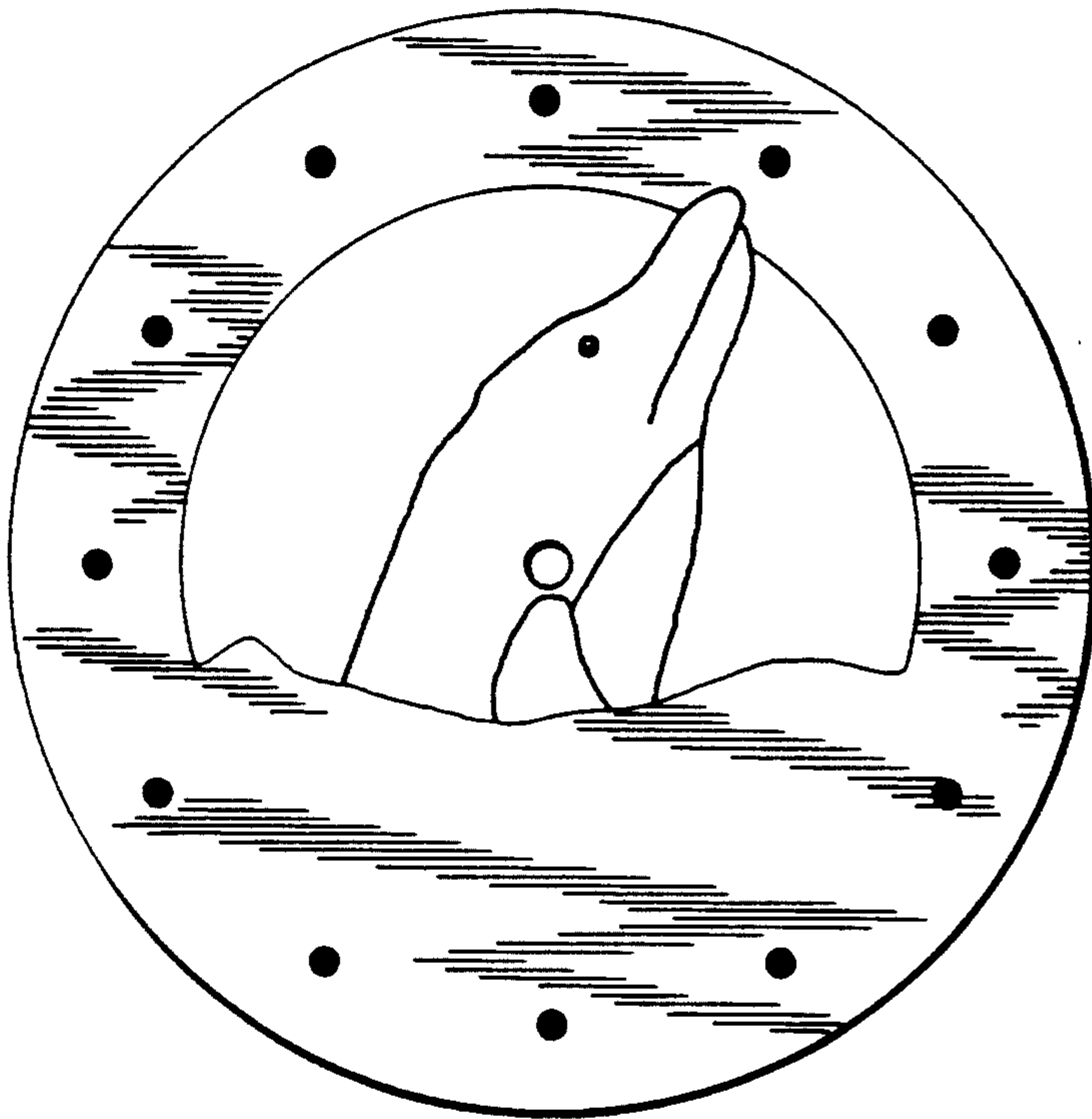
FIG. 4 is a right side elevational view thereof, the left side being the same in appearance as the right side.

### [56] References Cited

#### U.S. PATENT DOCUMENTS

- D. 185,242 5/1959 Sayih ..... D10/7 X
- D. 186,727 11/1959 Leszlo ..... D10/7 X
- D. 223,619 5/1972 Sicherman ..... D10/124
- D. 228,302 9/1973 Ingram ..... D10/7 X
- D. 321,837 11/1991 Robert ..... D10/33 X

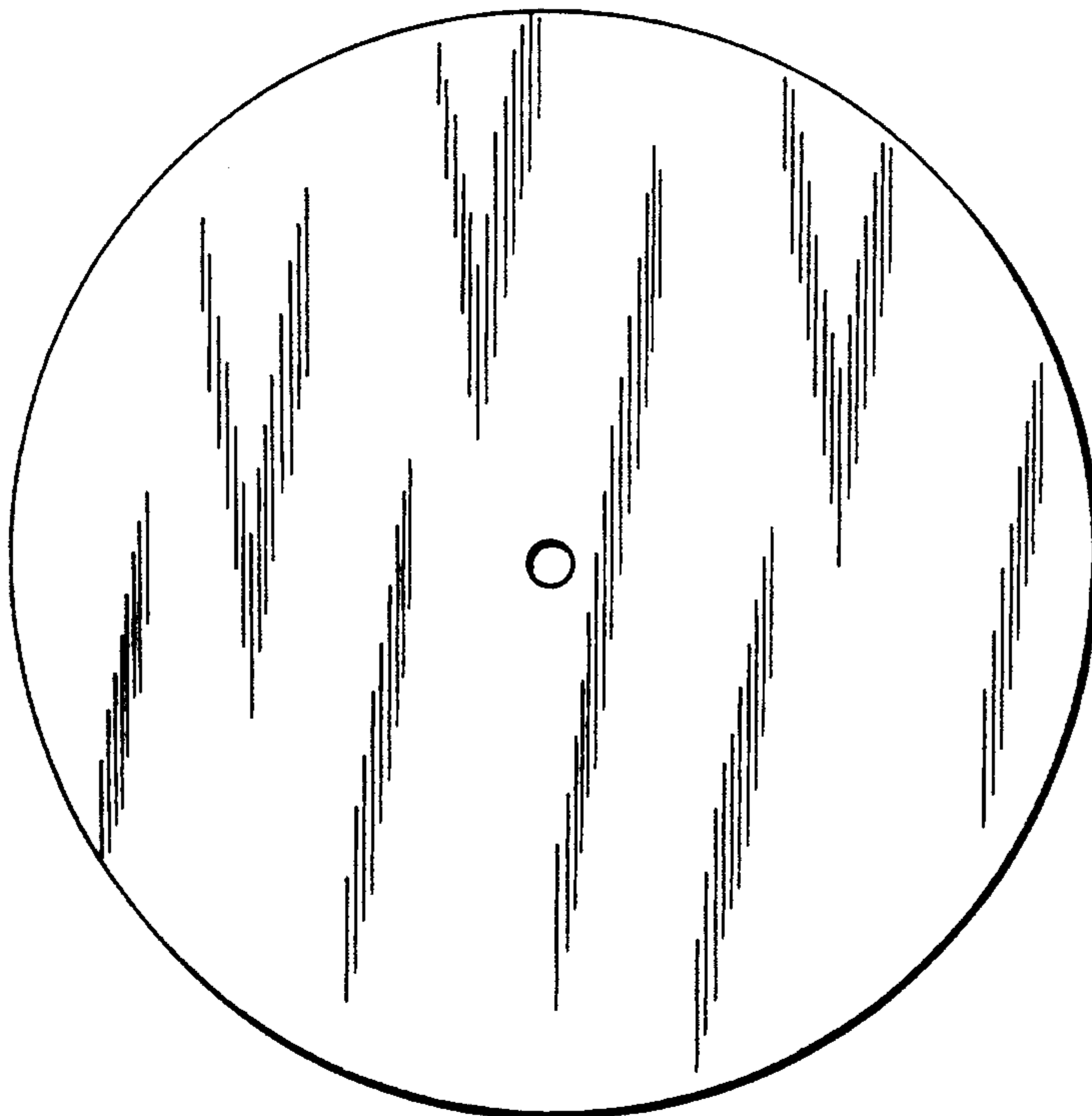




**FIG. 1**



**FIG. 4**



**FIG. 2**



**FIG. 3**