



US00D345099S

United States Patent [19] Oakes

[11] Patent Number: **Des. 345,099**

[45] Date of Patent: **** Mar. 15, 1994**

[54] **PIPE HANGAR**

[75] Inventor: **Donald M. Oakes, Kitchener, Canada**

[73] Assignee: **Valley Metal Products Ltd., Kitchener, Canada**

[**] Term: **14 Years**

[21] Appl. No.: **897,348**

[22] Filed: **Jun. 11, 1992**

[52] U.S. Cl. **D8/380**

[58] Field of Search **D8/380, 381, 363, 349; 248/489, 267, 61-64, 68.1**

1,819,920 8/1931 Reukauf, Jr. 248/267
 1,928,550 9/1933 Stuber 248/267
 2,112,206 3/1938 Clarey 248/267 X
 2,525,513 10/1950 Barr 248/267 X
 4,249,714 2/1981 Boyle 248/254 X

Primary Examiner—Wallace R. Burke
Assistant Examiner—H. Baynham

[57] **CLAIM**

The ornamental design for a pipe hangar, as shown and described.

DESCRIPTION

FIG. 1 is a top plan view of a pipe hangar showing my new design with the bottom plan view being a mirror image, the exception being the direction in which the vertically placed flange is turned;

FIG. 2 is a front elevational view thereof;

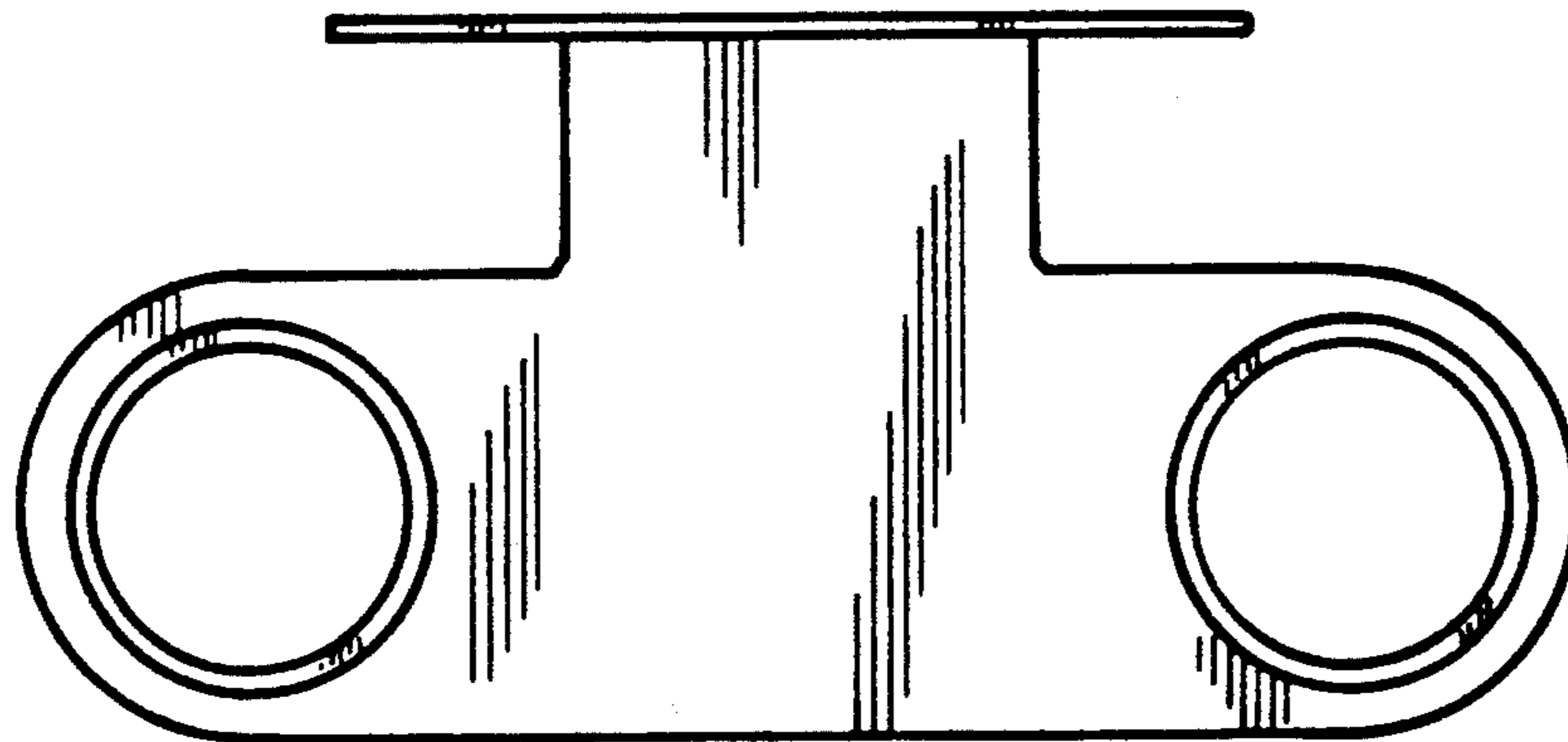
FIG. 3 is a side elevational view thereof with the opposite view being a mirror image thereof; and,

FIG. 4 is a perspective view thereof.

[56] **References Cited**

U.S. PATENT DOCUMENTS

D. 315,289 3/1991 Rankin D8/373
 D. 327,214 6/1992 Stuart D8/373
 D. 337,720 7/1993 Handwerger D8/373



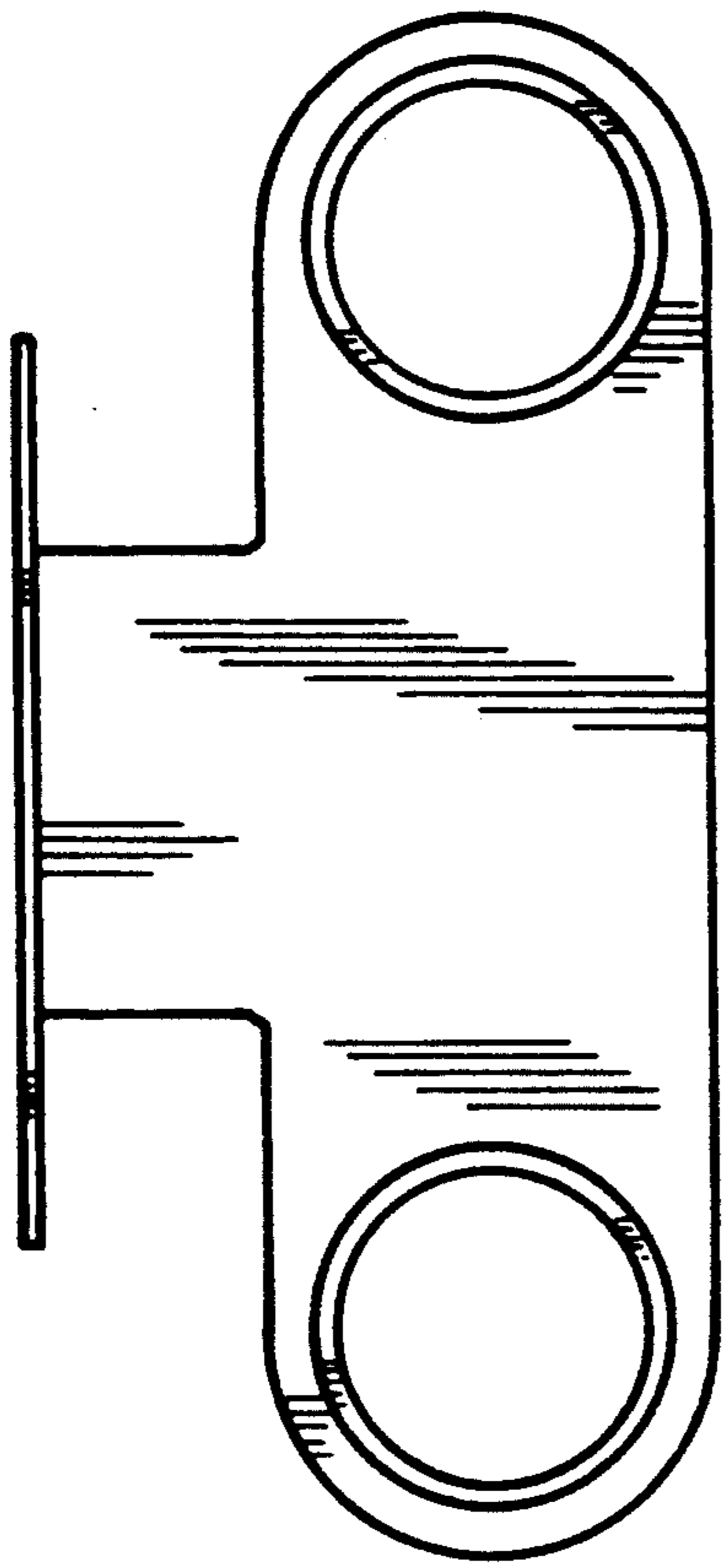


FIG 1

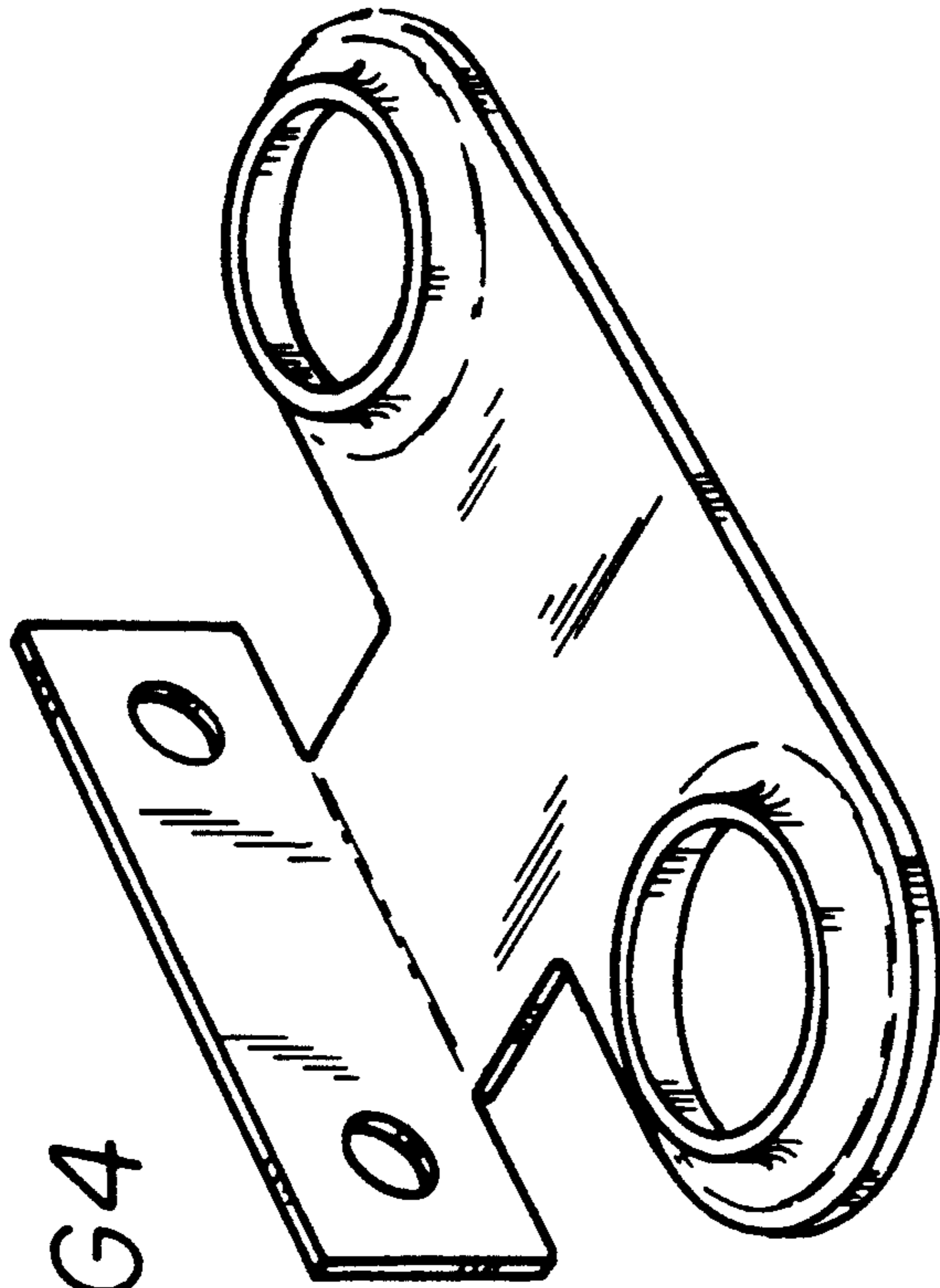


FIG 4




FIG 2



FIG 3