



US00D345072S

United States Patent [19]

[11] Patent Number: Des. 345,072

Rose et al.

[45] Date of Patent: ** Mar. 15, 1994

[54] SEAT CUSHION

[75] Inventors: Robert J. Rose, Chesterfield; Bruce Sleboda, Midlothian, both of Va.

[73] Assignee: E. R. Carpenter Company, Inc., Richmond, Va.

[**] Term: 14 Years

[21] Appl. No.: 817,680

[22] Filed: Jan. 7, 1992

[52] U.S. Cl. D6/601; 5/653; D6/595

[58] Field of Search D6/595, 596, 601, 604; 5/653, 654, 901; 297/459, 456, 453; D24/189, 190-192

4,828,325	5/1989	Brooks	297/458
4,837,881	6/9189	Kondo et al.	297/459 X
4,847,933	7/1989	Bedford	5/481 X
4,853,993	8/1989	Walpin et al.	5/481
4,879,776	11/1989	Farley	5/464 X
4,951,334	8/1990	Maier	5/653
4,953,913	9/1990	Graebe	297/459
4,960,304	10/1990	Frantz	297/284.6
5,022,111	6/1991	Fenner, Sr.	5/464 X
5,079,790	1/1992	Pouch	297/DIG. 1 X
5,160,785	11/1992	Davidson, Jr.	297/DIG. 1 X
5,163,737	11/1992	Navach et al.	297/459

FOREIGN PATENT DOCUMENTS

3223197	12/1983	Fed. Rep. of Germany	297/458
3810980	10/1989	Fed. Rep. of Germany	297/458

OTHER PUBLICATIONS

ProtechPacific, a Division of E. R. Carpenter 6, Adv. Flyer, Pro Pillow, front page.

Primary Examiner—Wallace R. Burke
Assistant Examiner—Lisa Lichtenstein
Attorney, Agent, or Firm—Beveridge, DeGrandi, Weilacher & Young

[56] References Cited

U.S. PATENT DOCUMENTS

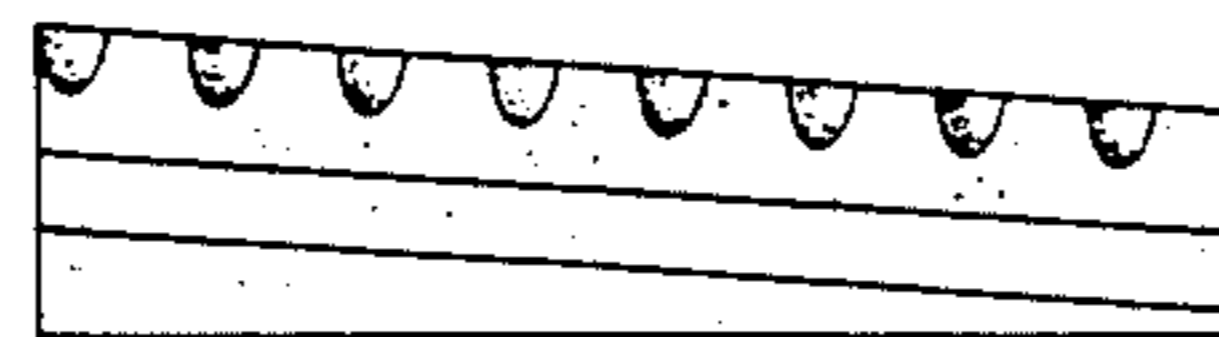

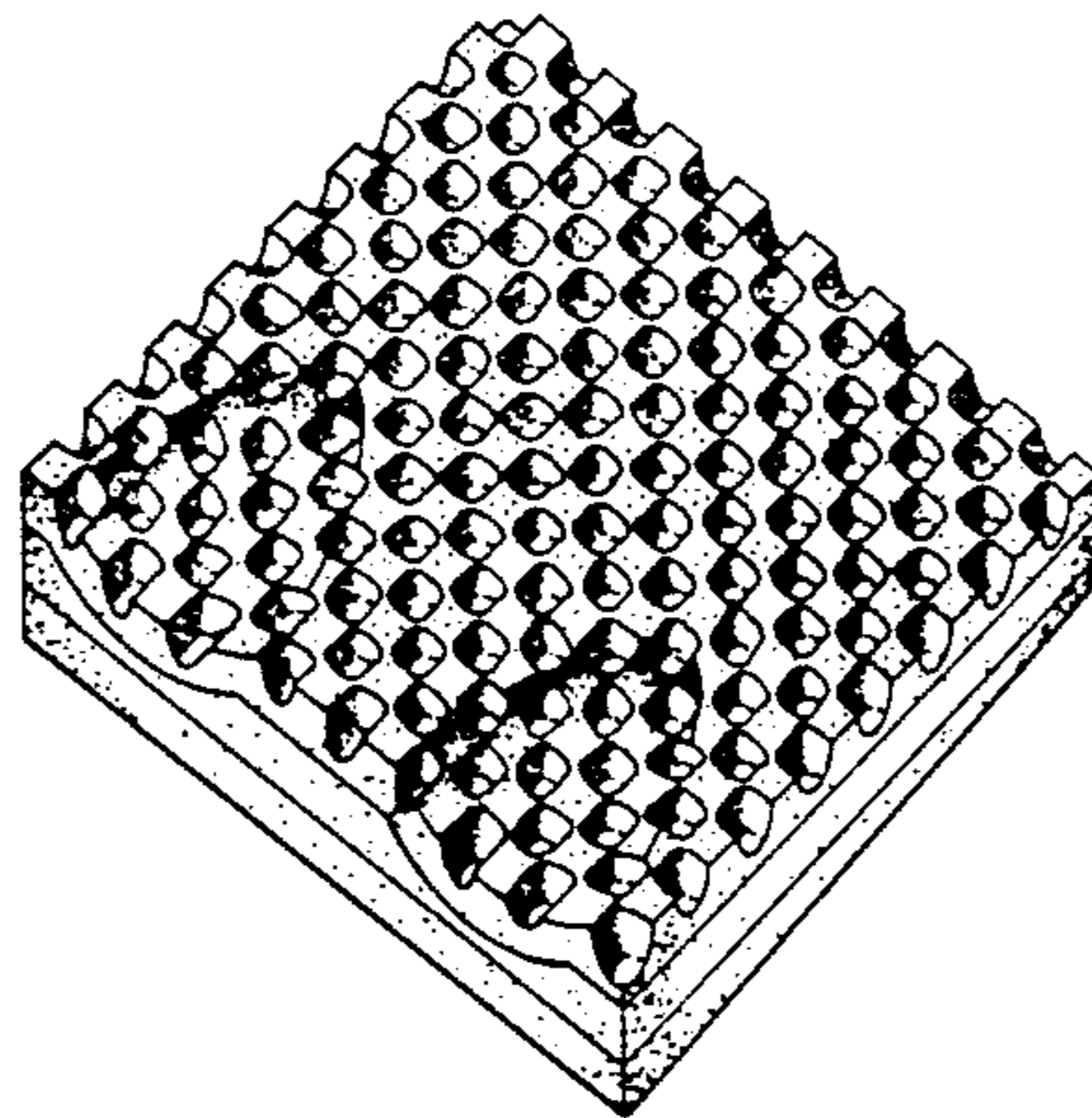
D. 202,693	11/1965	Salvy	297/459
238,235	12/1975	Elgebrandt	431/171
D. 318,923	8/1991	Marsh	D6/601
1,843,893	2/1932	Becher	5/481 X
2,831,532	4/1958	Kasper	5/481
3,000,020	9/1961	Lombard et al.	5/481
3,118,153	1/1964	Hood	5/474
3,393,012	7/1968	Chancellor, Jr.	297/458
3,513,491	5/1970	Gordon	5/481 X
3,939,508	2/1976	Hall et al.	5/464
3,965,508	6/1976	Hunter	5/451
3,987,507	10/1976	Hall	5/653
4,132,228	1/1979	Green	297/459 X
4,143,916	3/1979	Trotman et al.	297/453
4,615,856	10/1986	Silverman	264/222
4,637,651	1/1987	Sperr	297/458
4,643,481	2/1987	Saloff et al.	297/458
4,646,374	3/1987	Shafer	5/481
4,753,480	6/1988	Morell	297/452

[57] CLAIM

The ornamental design for a seat cushion, as shown and described.

DESCRIPTION

FIG. 1 is a top, perspective view of a seat cushion showing our new design;
FIG. 2 is a top plan view thereof;
FIG. 3 is a front elevational view thereof;
FIG. 4 is a rear elevational view thereof; and,
FIG. 5 is a side elevational view thereof, with the opposite side being a mirror image thereof.
The bottom of the design is flat and unornamented.



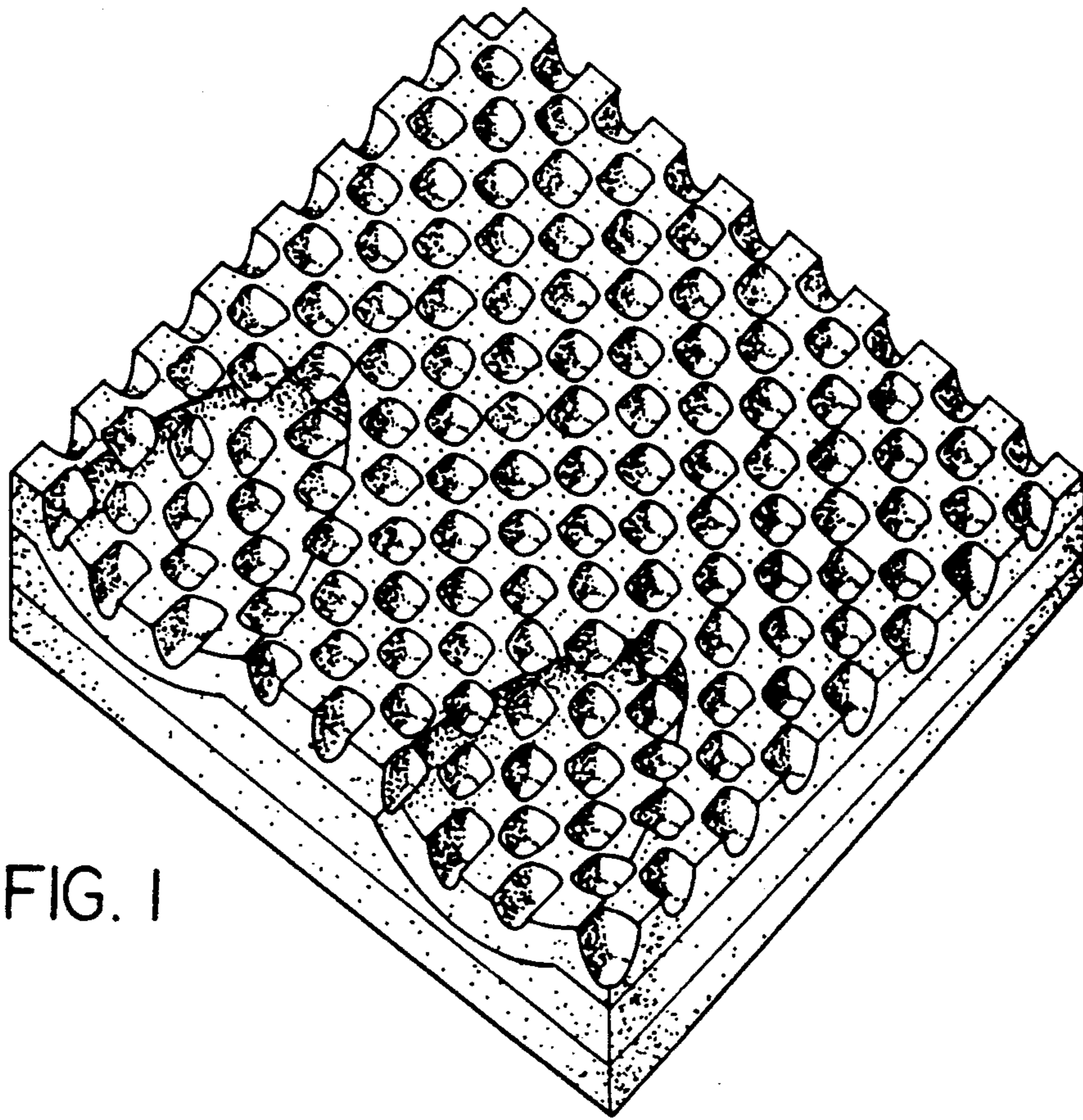



FIG. 1

FIG. 2



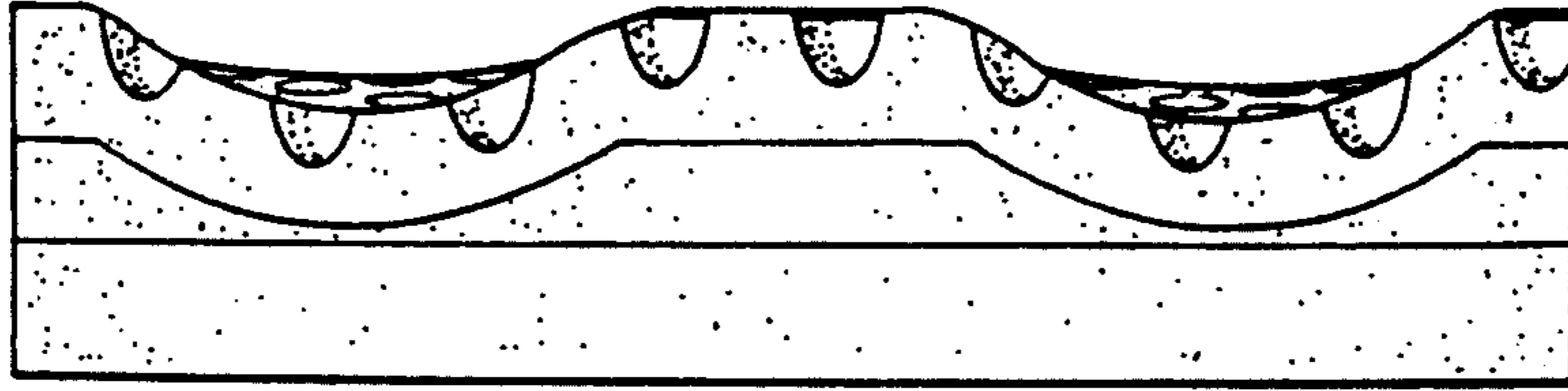


FIG. 3

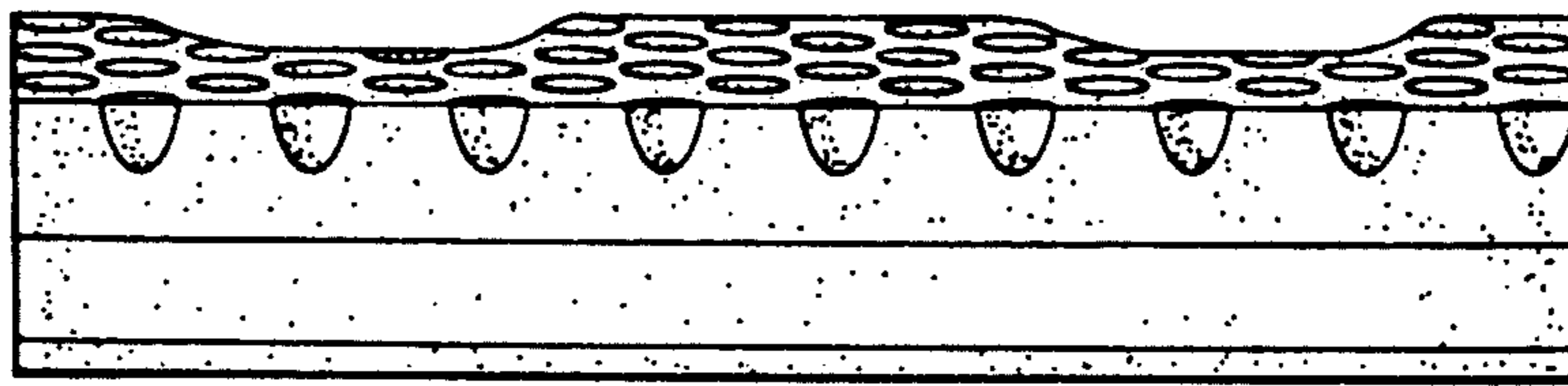


FIG. 4

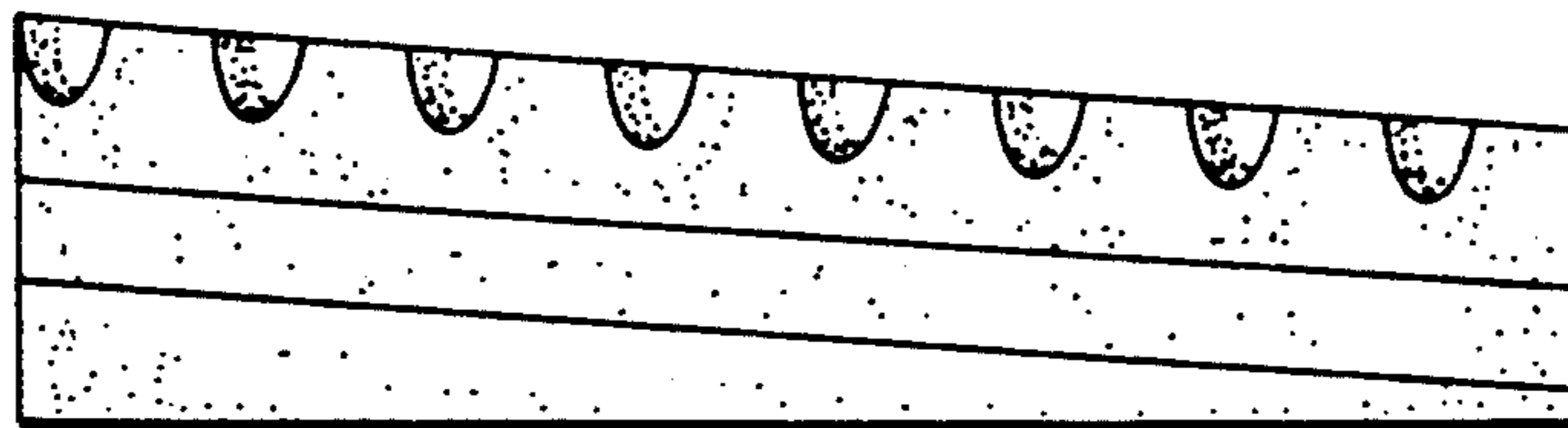


FIG. 5