



US00D345070S

United States Patent [19]

[11] Patent Number: **Des. 345,070**

Warren

[45] Date of Patent: **** Mar. 15, 1994**

[54] SHELF ASSEMBLY

[75] Inventor: **Nancy Warren, Greensboro, N.C.**

[73] Assignee: **Marko, Inc., Salisbury, N.C.**

[**] Term: **14 Years**

[21] Appl. No.: **275**

[22] Filed: **Oct. 9, 1992**

[52] U.S. Cl. **D6/570; D6/567**

[58] Field of Search **D6/553, 567, 566, 569-570, D6/525; 211/13, 86-88, 90, 106, 126, 134, 181**

[56] References Cited

U.S. PATENT DOCUMENTS

D. 151,203	9/1948	Wolff	D6/570
D. 158,115	4/1950	Mell	D6/570
D. 167,341	7/1952	Ferguson	D6/566
D. 282,328	1/1986	Brescia et al.	D6/569 X
D. 291,641	9/1987	Farley	D6/566
D. 323,439	1/1992	Emery	D6/562
4,129,080	12/1978	Vall	108/149

Primary Examiner—Brian N. Vinson

[57] CLAIM

The ornamental design for a shelf assembly, as shown and described.

DESCRIPTION

FIG. 1 is a front elevational view of a shelf assembly showing my new design;

FIG. 2 is a top plan view thereof;

FIG. 3 is a right side elevational view thereof, the left side being a mirror image of that shown;

FIG. 4 is a top, front, and left side perspective view of a second embodiment thereof;

FIG. 5 is a front elevational view of a third embodiment thereof;


FIG. 6 is a top plan view of the third embodiment thereof;

FIG. 7 is a top, front, and left side perspective view of fourth embodiment thereof;

FIG. 8 is a front elevational view of a fourth embodiment thereof;

FIG. 9 is a top plan view of the fourth embodiment thereof; and,

FIG. 10 is a top, front, and left side perspective view of a fifth embodiment thereof.






FIG. 1

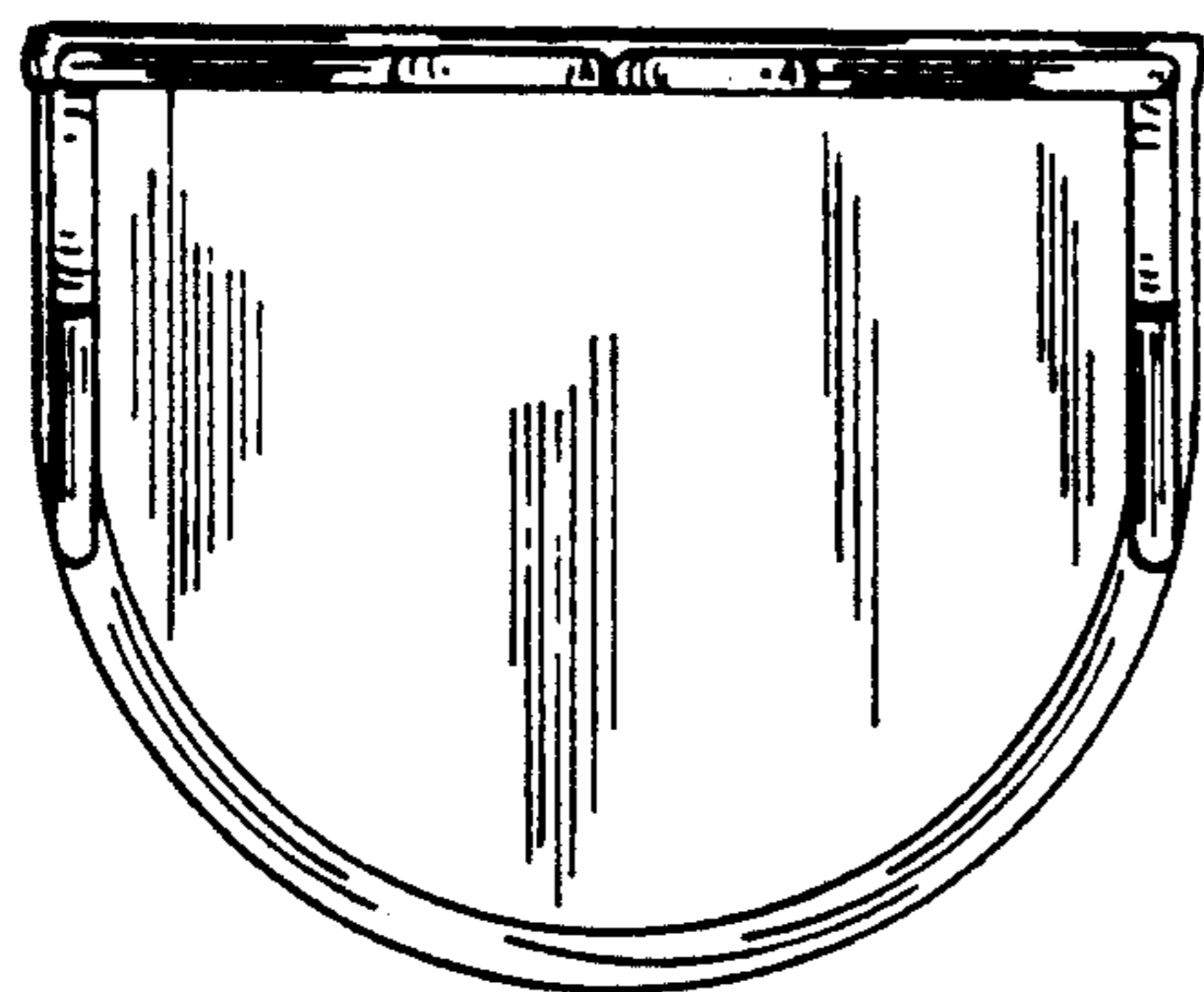



FIG. 2

FIG. 4



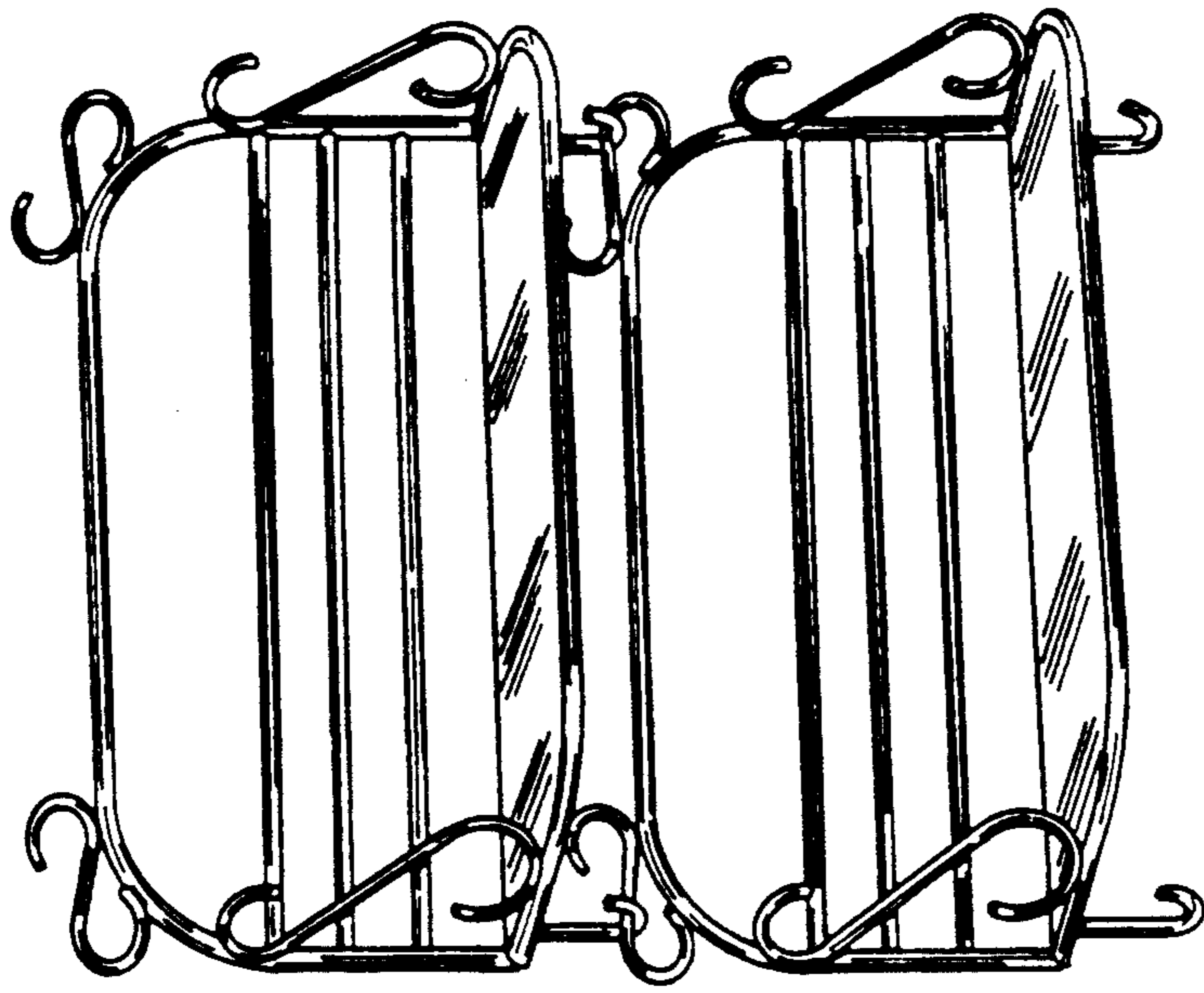


FIG. 10

FIG. 3

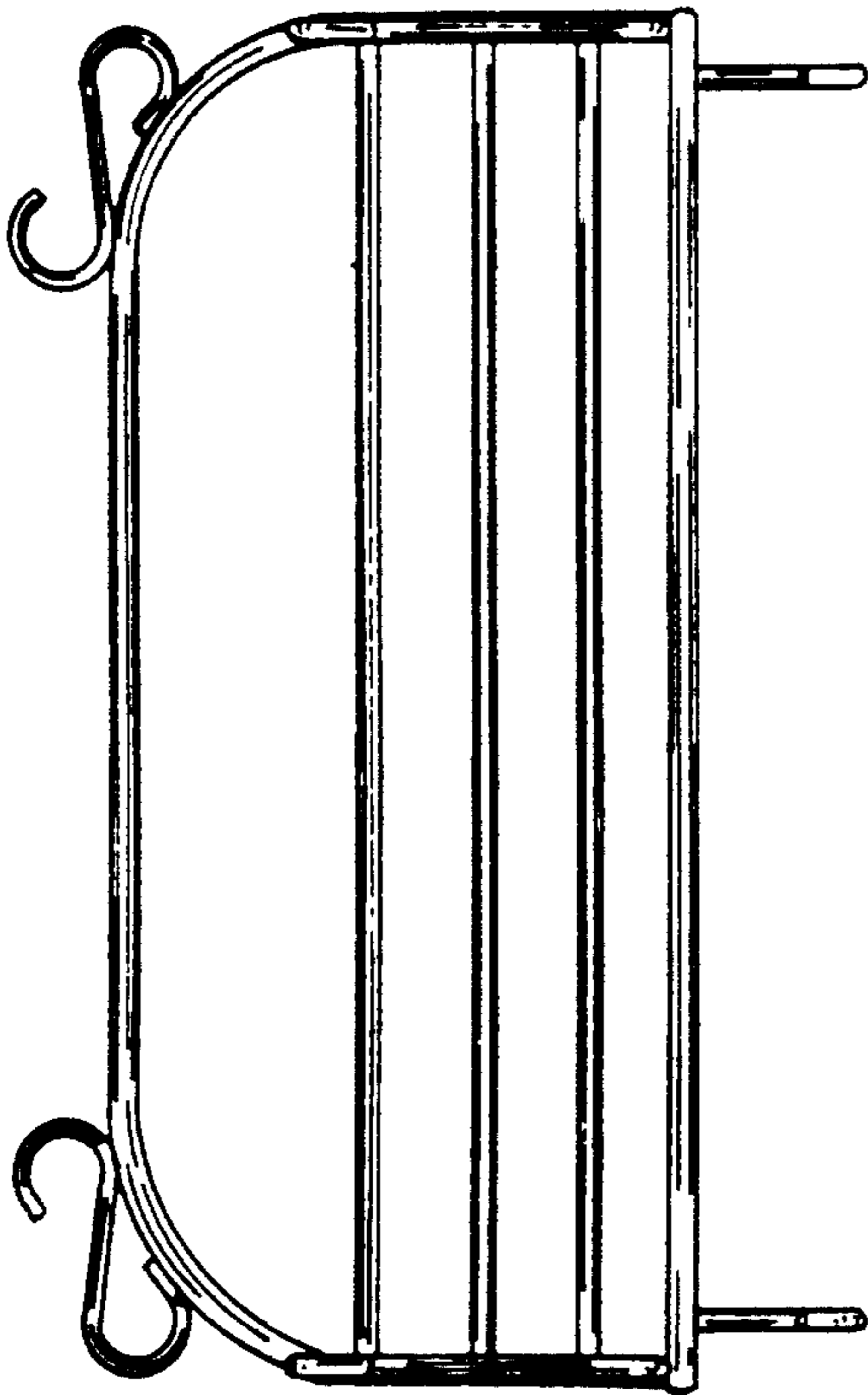




FIG. 8

FIG. 9






FIG. 7




FIG. 5

FIG. 6

