



US00D345066S

# United States Patent [19]

Brunner et al.

[11] Patent Number: **Des. 345,066**

[45] Date of Patent: **\*\* Mar. 15, 1994**

## [54] CRIB ENDBOARD

[75] Inventors: **Merlin A. Brunner**, Appleton;  
**Harvey J. Draheim**, Weyauwega,  
both of Wis.

[73] Assignee: **Simmons Juvenile Products  
Company, Inc.**, New London, Wis.

[\*\*] Term: **14 Years**

[21] Appl. No.: **3,796**

[22] Filed: **Jan. 15, 1993**

[52] U.S. Cl. .... **D6/508**

[58] Field of Search ..... **D6/331, 333, 382, 390-395,  
D6/505-508; 5/93.1, 94, 99.1**

## [56] References Cited

### U.S. PATENT DOCUMENTS

- D. 271,351 11/1983 Mower et al. .... D6/391
- D. 290,322 6/1987 Suvak et al. .... D6/508

## OTHER PUBLICATIONS

Best Co. p. 389, crib No. 22.  
Simmons-Little Folks, 1985 Cat. p. 21. Cat. No. 1520 at  
left.  
J. C. Penney for Baby, ©1992, p. 11.

*Primary Examiner*—Nelson C. Holtje  
*Assistant Examiner*—J. E. Seeger  
*Attorney, Agent, or Firm*—Hoffmann & Baron

## [57] CLAIM

The ornamental design of a crib endboard, as shown  
and described.

## DESCRIPTION

FIG. 1 is a front perspective view of a crib endboard  
showing our new design;  
FIG. 2 is a top plan view thereof;  
FIG. 3 is a front elevation view thereof;  
FIG. 4 is a side elevation view thereof, the opposite side  
being a mirror image thereof;  
FIG. 5 is a rear elevation view thereof;  
FIG. 6 is a bottom plan view thereof; and,  
FIG. 7 is an enlarged sectional view taken through line  
7—7 of FIG. 3.




FIG-1




FIG-2




FIG-3

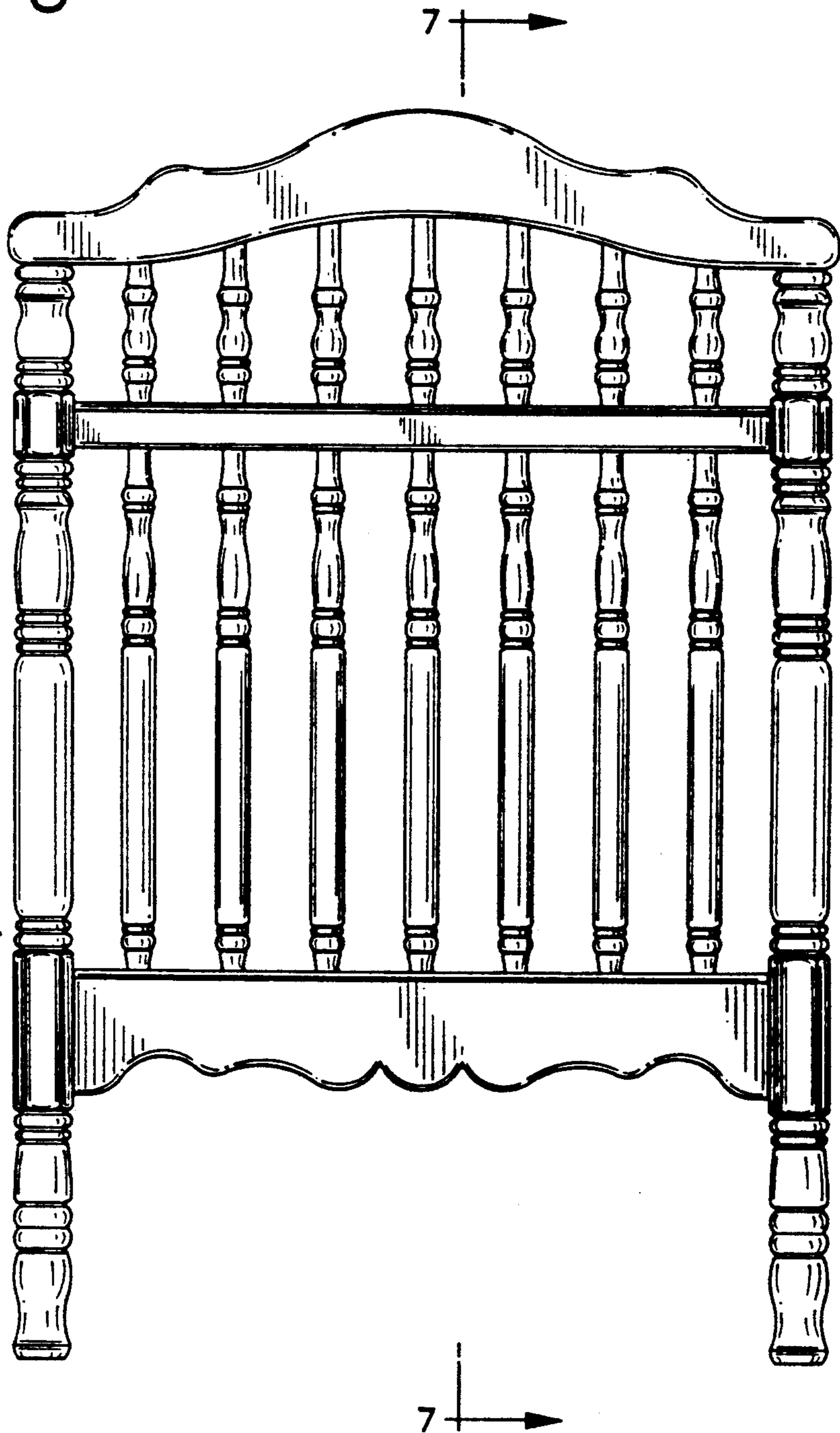


FIG-4



FIG-5

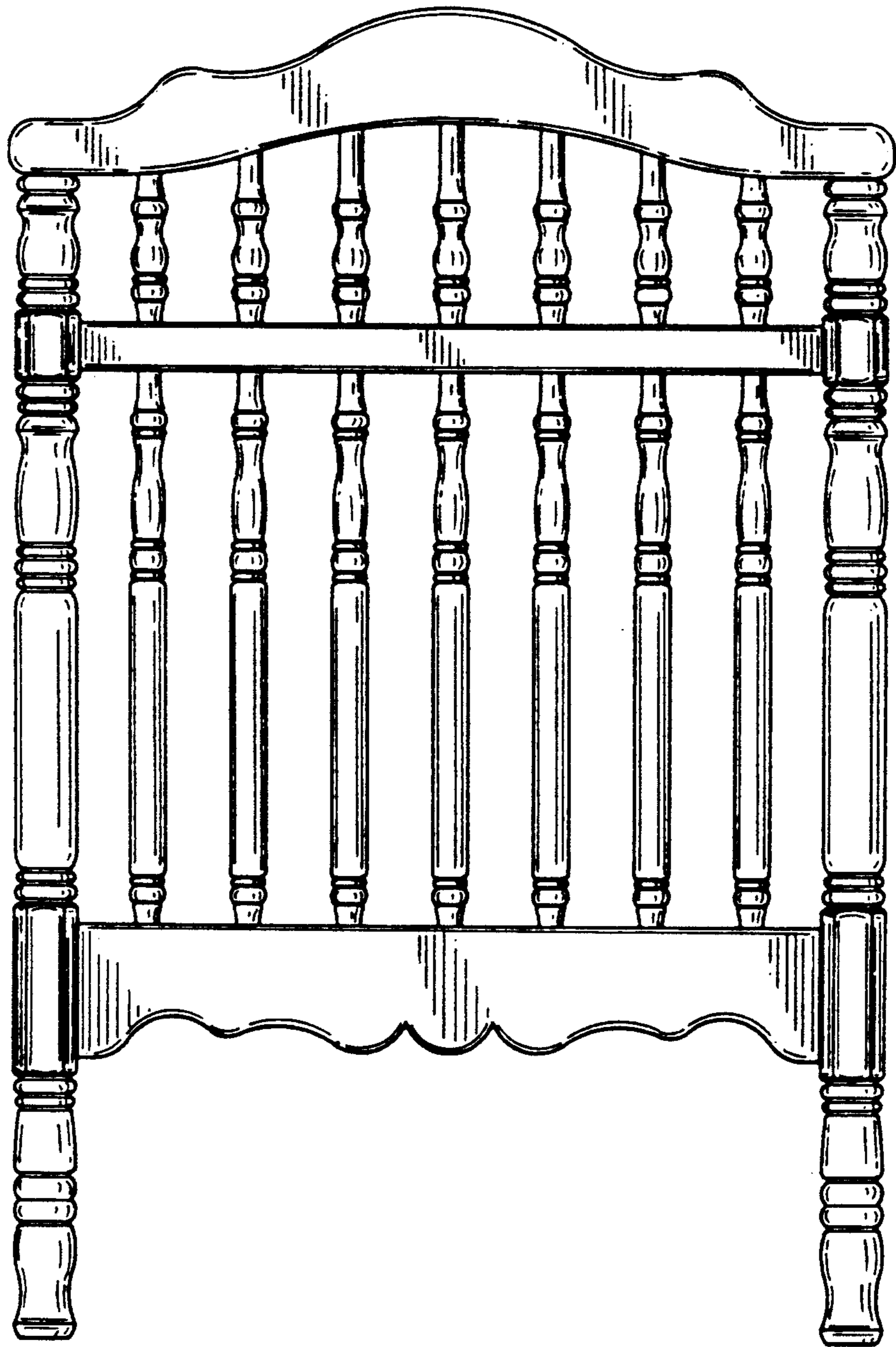


FIG-6

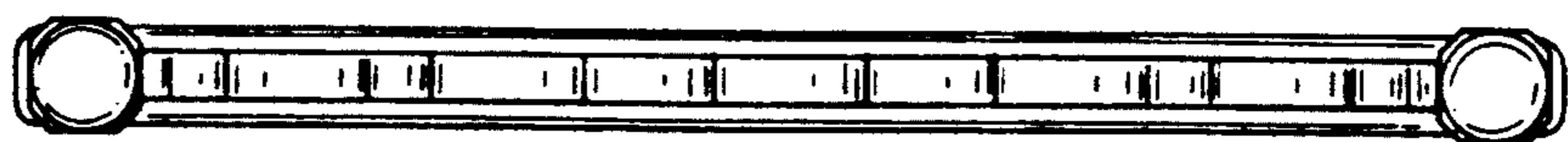


FIG-7

