



US00D345046S

United States Patent [19]

[11] Patent Number: **Des. 345,046**

Avar

[45] Date of Patent: **** Mar. 15, 1994**

[54] OUTSOLE OF A SHOE

[75] Inventor: **Eric P. Avar**, Beaverton, Oreg.

[73] Assignee: **Nike, Inc.**, Beaverton, Oreg.

[**] Term: **14 Years**

[21] Appl. No.: **2,397**

[22] Filed: **Dec. 11, 1992**

[52] U.S. Cl. **D2/953**

[58] Field of Search **D2/264, 265, 274, 311, D2/317-323; 36/25 R, 28, 29, 30 R, 32 R, 59 R, 59 C, 83, 84, 89, 100-107, 112-114, 132, 136**

[56] References Cited

U.S. PATENT DOCUMENTS

| | | | |
|------------|---------|----------------------|---------|
| D. 149,698 | 5/1948 | Shaffer et al. . | |
| D. 229,524 | 12/1973 | Askew | D2/320 |
| D. 255,174 | 6/1980 | Hamada | D2/320 |
| D. 255,175 | 6/1980 | Iwakata | D2/320 |
| D. 255,177 | 6/1980 | Fuzita | D2/320 |
| D. 274,956 | 8/1984 | Saruwatari | D2/320 |
| D. 307,212 | 4/1990 | Aveni | D2/320 |
| D. 311,447 | 10/1990 | Hatfield | D2/320 |
| D. 315,635 | 3/1991 | Hatfield et al. | D2/320 |
| D. 319,334 | 8/1991 | Kiyosawa | D2/320 |
| D. 319,335 | 8/1991 | Kawasaki et al. | D2/320 |
| D. 321,978 | 12/1991 | Hatfield | D2/320 |
| D. 324,449 | 3/1992 | Hatfield | D2/320 |
| D. 329,689 | 9/1992 | Hatfield et al. | D2/320 |
| D. 330,972 | 11/1992 | Hatfield et al. | D2/320 |
| D. 330,973 | 11/1992 | Hatfield | D2/320 |
| D. 331,147 | 11/1992 | Smith | D2/320 |
| D. 335,021 | 4/1993 | Hatfield | D2/321 |
| 4,449,307 | 5/1984 | Stubblefield | 36/32 R |

OTHER PUBLICATIONS

Nike catalogs—Spring '93, published Jun. 1992, pp. 102, 88; 32.

Spring '91 Nike Catalog, published Jun. 1990, pp. 38, 30, 28.

Fall '89 Nike Catalog, published Dec. 1988, pp. 34, 28, 24.

Spring '92 Nike Catalog, published May 1991, pp. 52, 34.

Fall '90 Nike Catalog, p. 26.

Spring '90 Nike Catalog, p. 22.

Primary Examiner—Louis S. Zarfes

Attorney, Agent, or Firm—Banner, Birch, McKie & Beckett

[57] CLAIM

The ornamental design for the outsole of a shoe, as shown and described.

DESCRIPTION

FIG. 1 is a bottom plan view of a shoe outsole showing my new design;

FIG. 2 is a side elevational view of a shoe outsole as shown in FIG. 1;

FIG. 3 is a side elevational view of the other side of a shoe outsole shown in FIG. 1;

FIG. 4 is a cross section taken through line 4—4 of FIG. 1;

FIG. 5 is a cross section taken through line 5—5 of FIG. 1;

FIG. 6 is a cross section taken through line 6—6 of FIG. 1; and,

FIG. 7 is a cross section taken through line 7—7 of FIG. 1.

The broken line showing the shoe upper in FIGS. 2 and 3 is for illustrative purposes and forms no part of the claimed design.

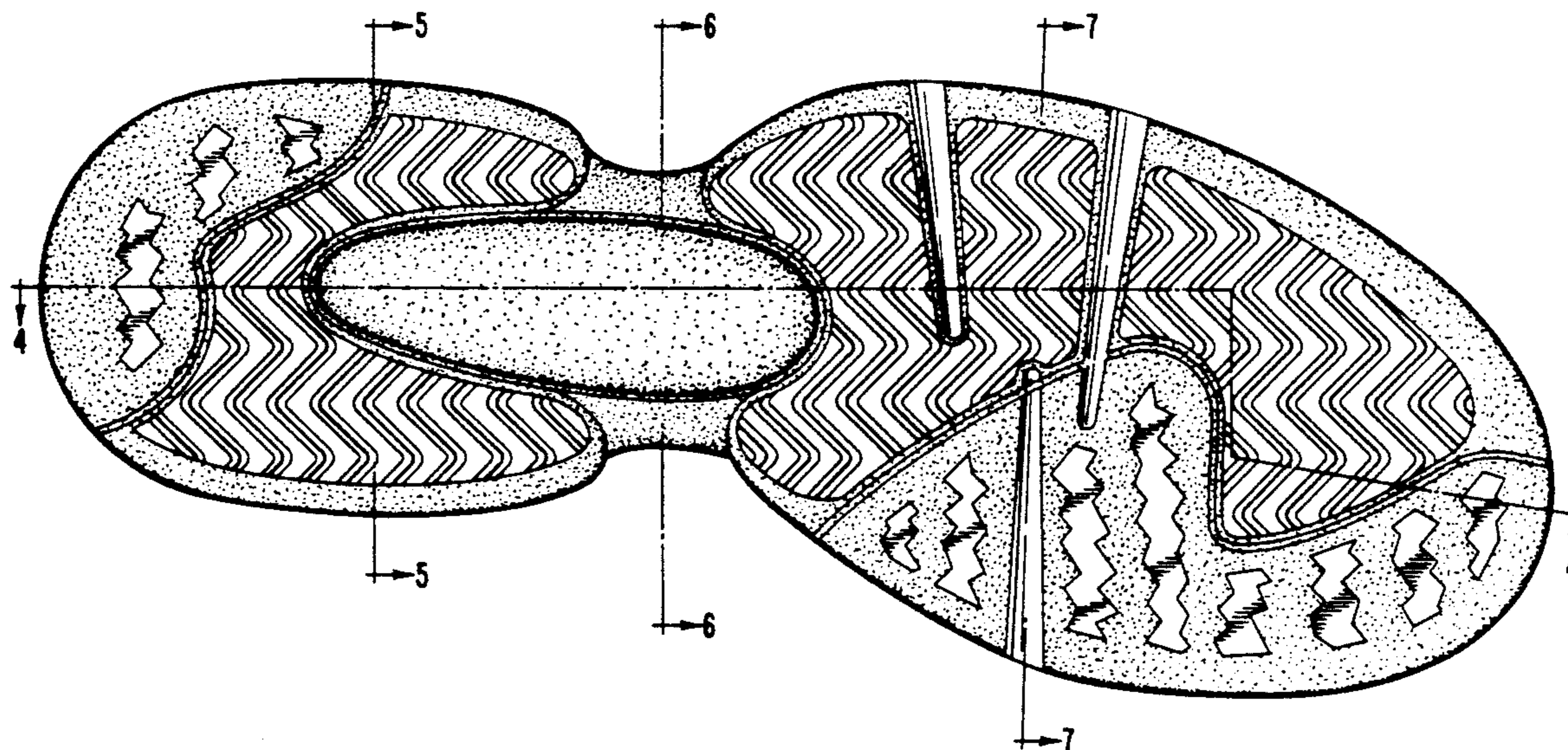
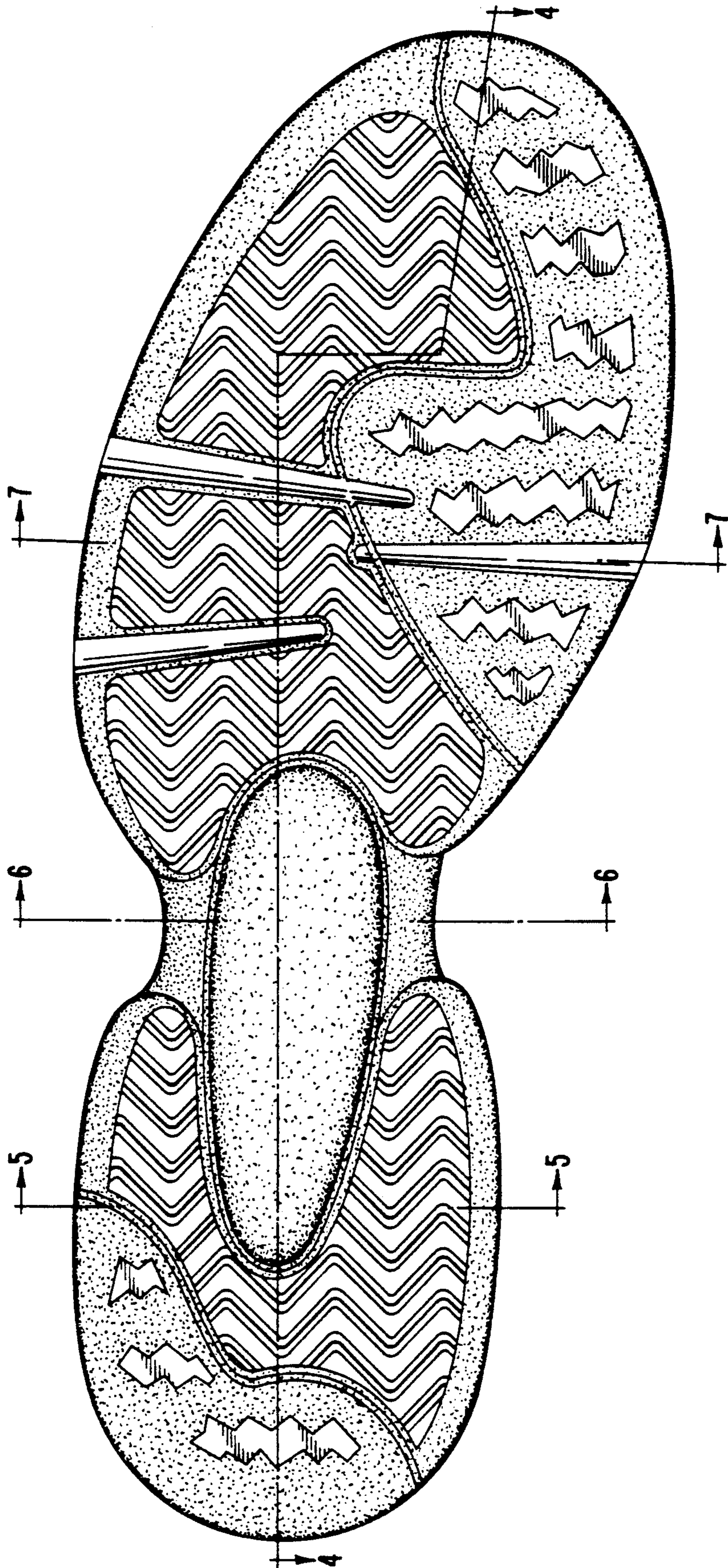


FIG. 1



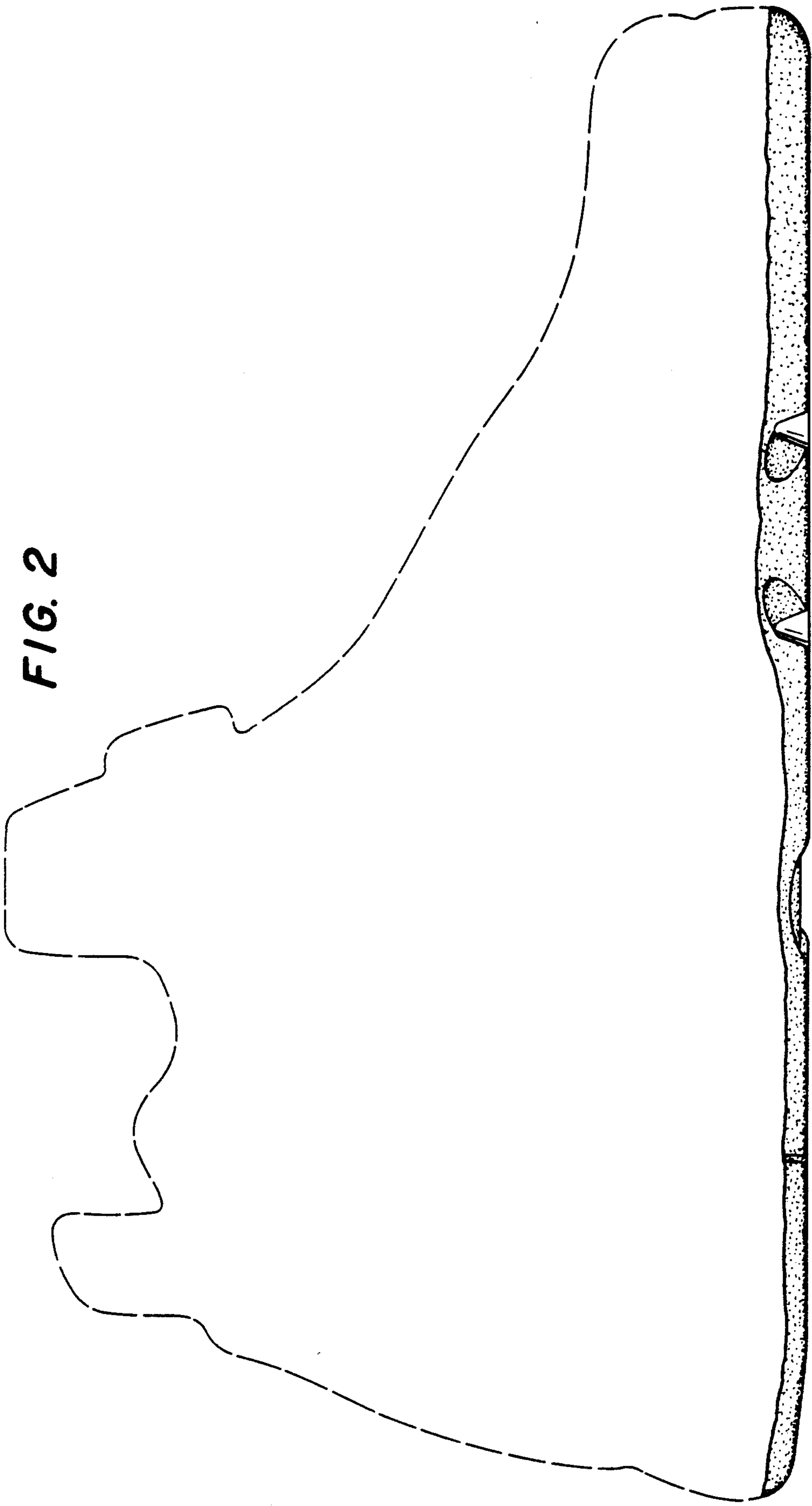


FIG. 2

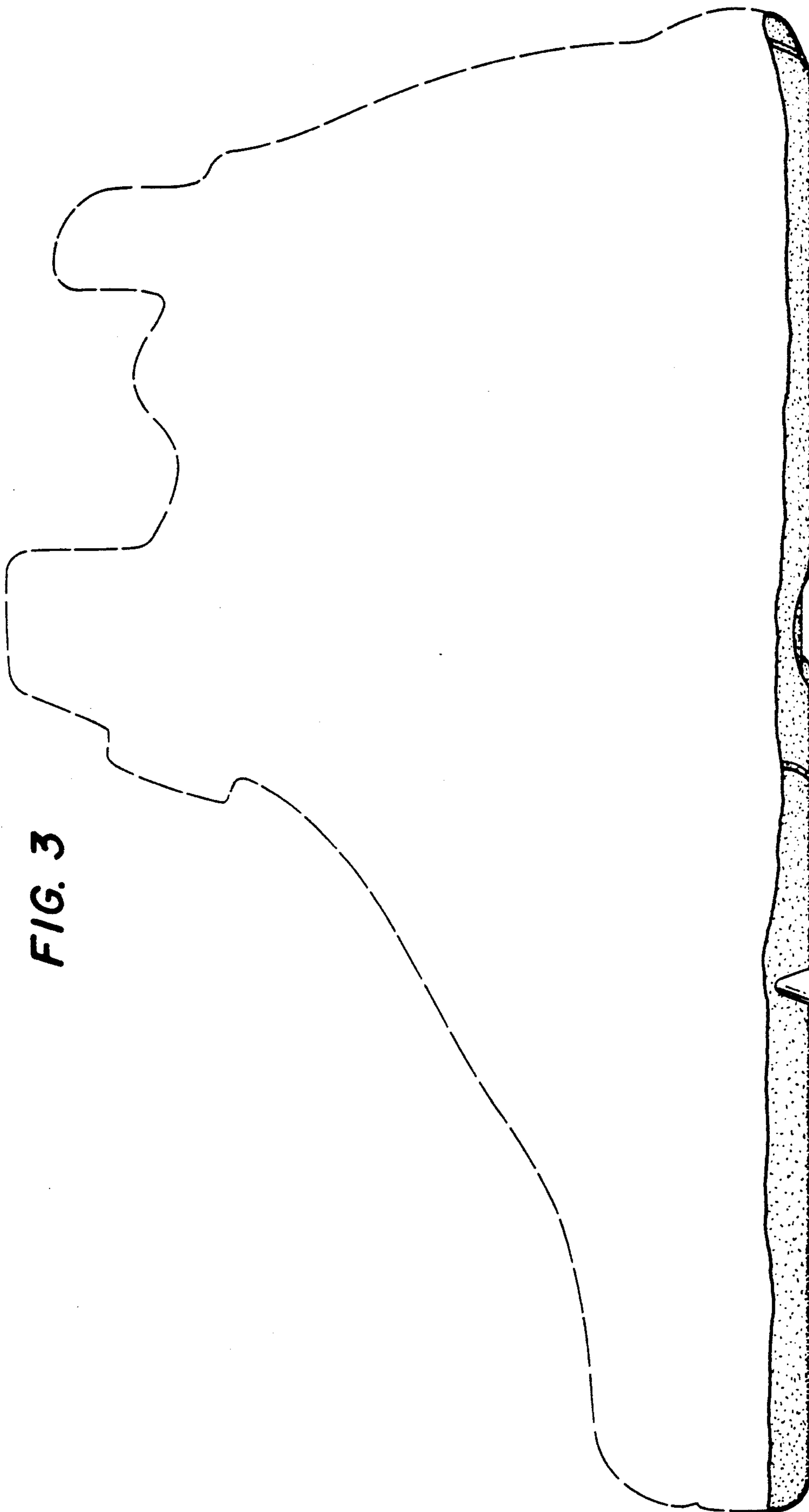


FIG. 3

FIG. 4



FIG. 5



FIG. 6



FIG. 7

