



US00D345044S

United States Patent [19]

[11] Patent Number: **Des. 345,044**

Mudd

[45] Date of Patent: **** Mar. 15, 1994**

[54] **TENNIS SHOE BOOT**

1,264,123	4/1918	Pepper	D2/275 X
1,637,027	7/1927	Piper	D2/275 X
4,599,812	7/1986	Harmsen	36/1.5
5,070,630	12/1991	Edmundson	36/1.5 X

[76] Inventor: **Michael A. Mudd**, 23946 Oswego, Lake Forest, Calif. 92630

[**] Term: **14 Years**

Primary Examiner—Louis S. Zarfes
Attorney, Agent, or Firm—Daniel L. Dawes

[21] Appl. No.: **866,231**

[57] **CLAIM**

[22] Filed: **Apr. 8, 1992**

The ornamental design for a tennis shoe boot, as shown.

[52] U.S. Cl. **D2/911**

DESCRIPTION

[58] Field of Search D2/264, 265, 271, 272, D2/275, 280, 314, 274, 309, 310; 36/1.5, 50.1, 83, 88, 110, 132, 136

FIG. 1 is a top front left perspective view of a tennis shoe boot showing my new design in closed configuration;

[56] **References Cited**

U.S. PATENT DOCUMENTS

D. 164,977	10/1951	Bingham, Jr.	D2/275
D. 303,037	8/1989	Kushitani	D2/275
D. 304,125	10/1989	Kushitani	D2/275
D. 305,953	2/1990	Magnuson	D2/275
D. 323,239	1/1992	Rooke	D2/275
D. 338,548	8/1993	Aikens	D2/310

FIG. 2 is a left side elevational view thereof;

FIG. 3 is a front elevational view thereof;

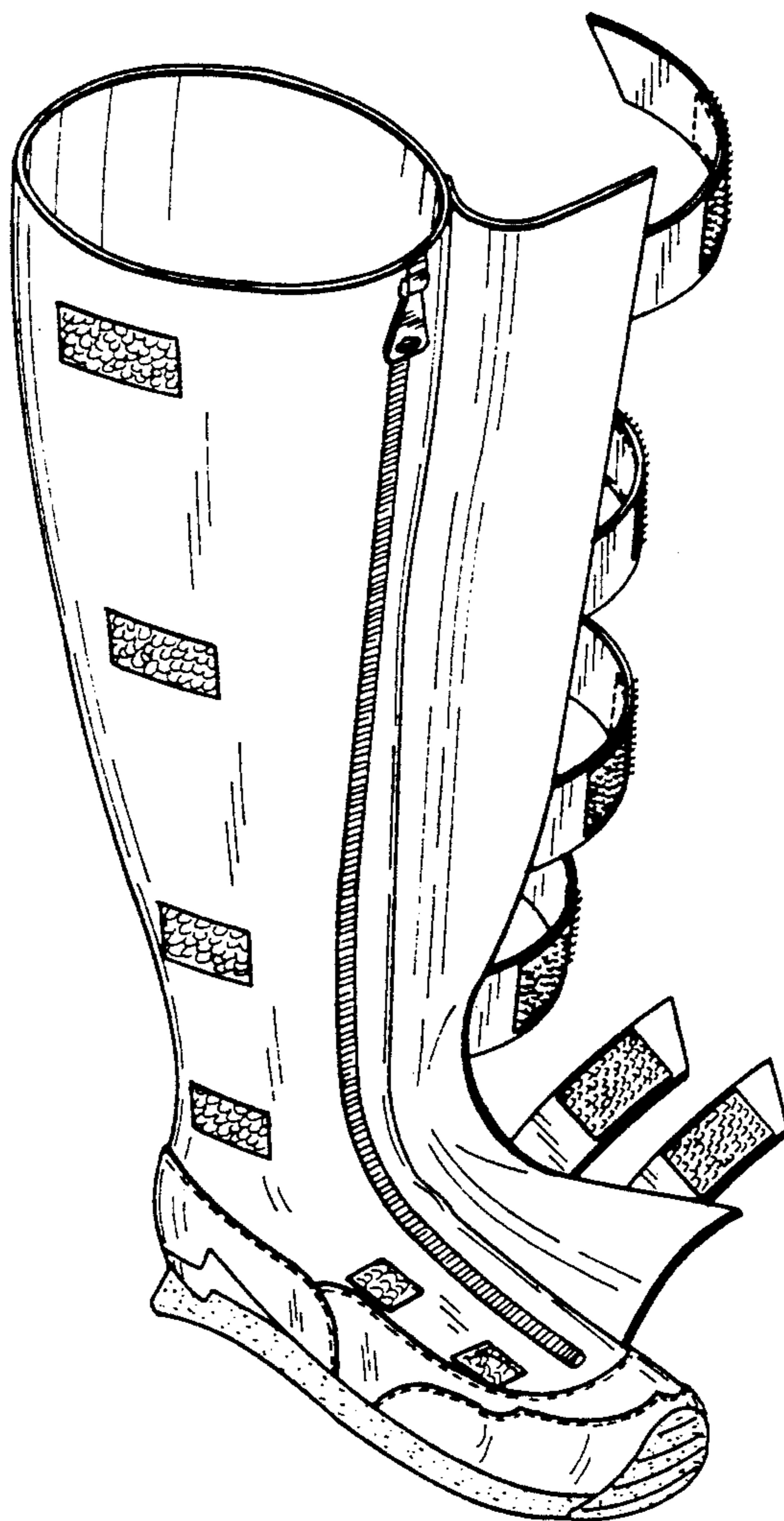
FIG. 4 is a top plan view thereof;

FIG. 5 is a right side elevational view thereof;

FIG. 6 is a rear elevational view thereof;

FIG. 7 is a bottom plan view thereof; and,

FIG. 8 is a top front left perspective view of the boot in partially open configuration.



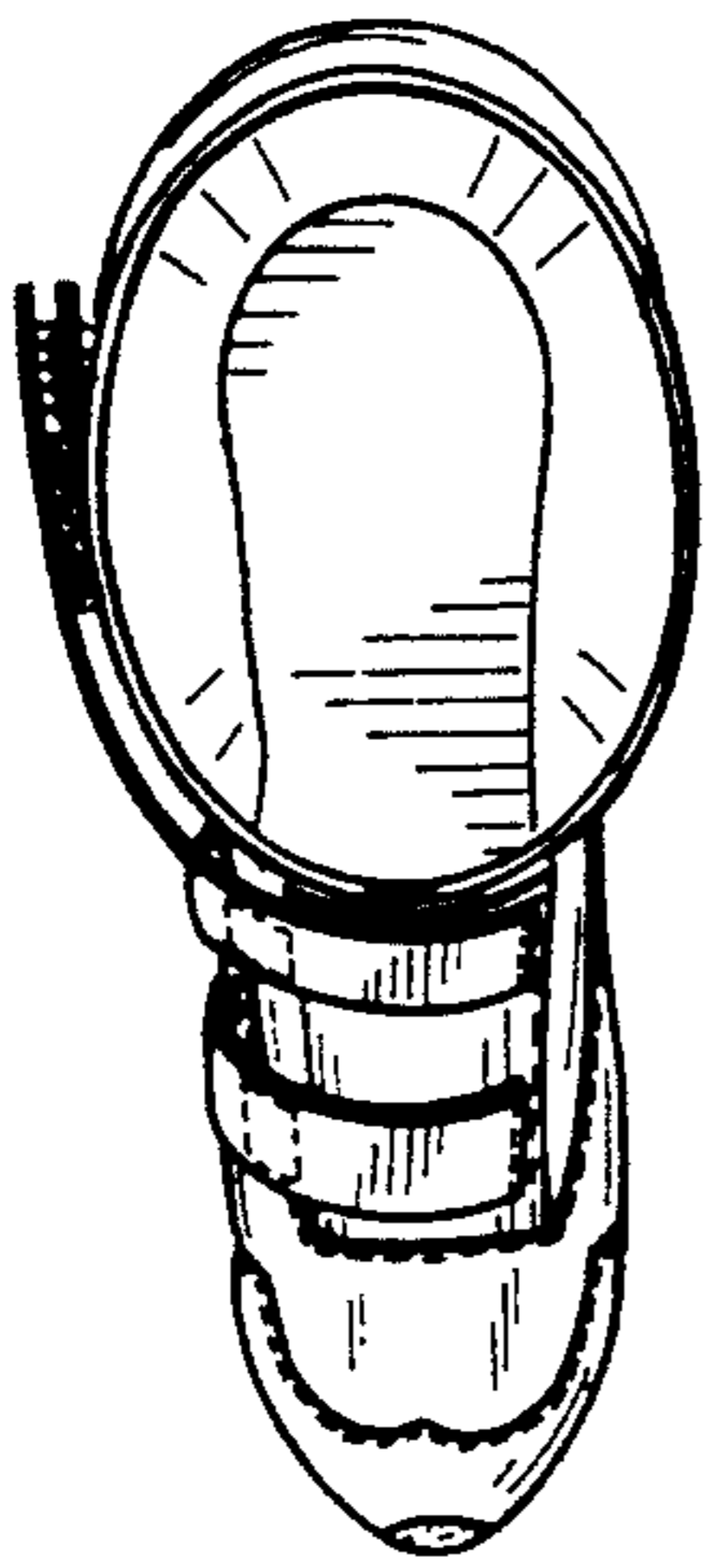


Fig. 4

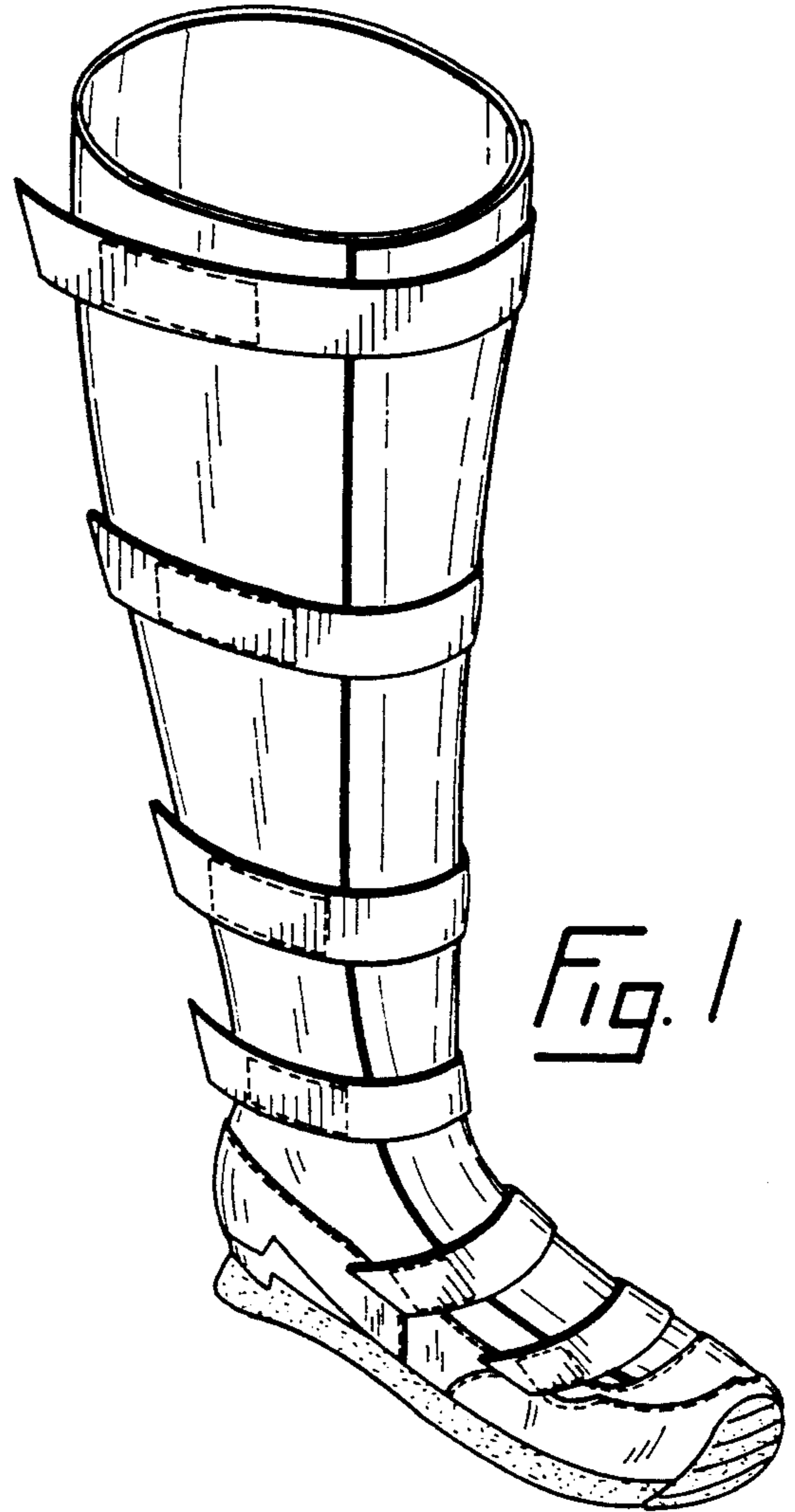


Fig. 1

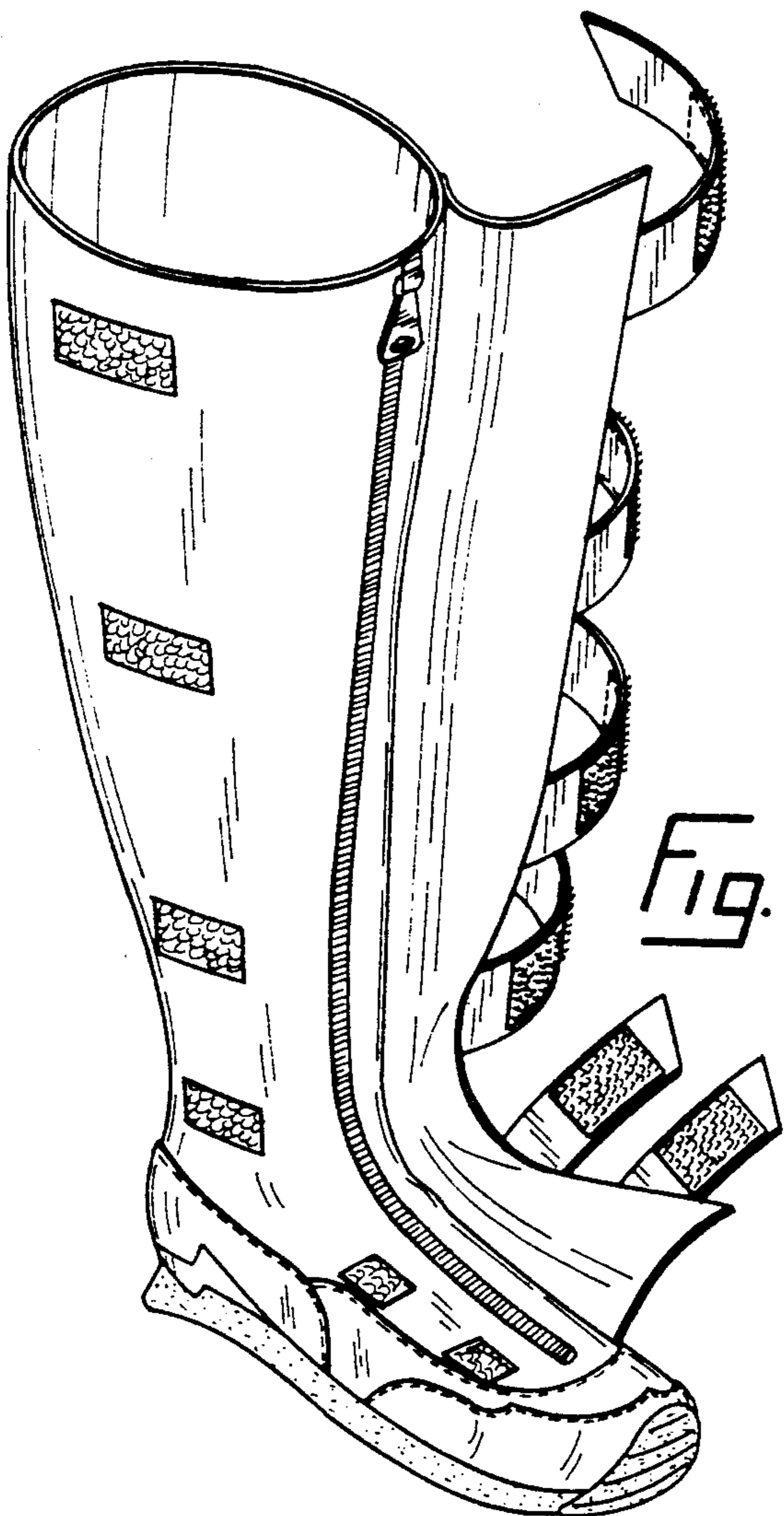


Fig. 8

Fig. 7

