



US00D345033S

United States Patent [19]

[11] Patent Number: **Des. 345,033**

Acker et al.

[45] Date of Patent: **** Mar. 8, 1994**

[54] MAKE-UP CASE

[75] Inventors: **Stanley Acker, Nyack; Frank Garcia, Brooklyn, both of N.Y.**

[73] Assignee: **Stanley Acker, Nyack, N.Y.**

[**] Term: **14 Years**

[21] Appl. No.: **812,978**

[22] Filed: **Dec. 19, 1991**

[52] U.S. Cl. **D28/83**

[58] Field of Search **D9/414, 418, 420, 423, D9/424, 432; 206/235, 581, 823; 220/DIG. 26; 132/293, 301, 316; D28/76-83; D27/189-191**

[56] **References Cited**

U.S. PATENT DOCUMENTS

D. 87,678	8/1932	Ottinger	D28/83
D. 92,021	4/1934	Sachs	D28/77
D. 117,706	11/1939	Amick	D28/83
D. 142,108	8/1945	Morris	D27/187
D. 245,579	8/1977	Jewell	D9/420

D. 281,826	12/1985	Bakic	D28/83
D. 282,690	2/1986	LeGrottaglie	D9/424 X
D. 285,414	9/1986	Goetz et al.	D28/83
D. 301,124	5/1989	Bakic	D28/76 X
D. 301,642	6/1989	Bakic	D28/78 X
D. 316,763	5/1991	Ferrari	D28/83

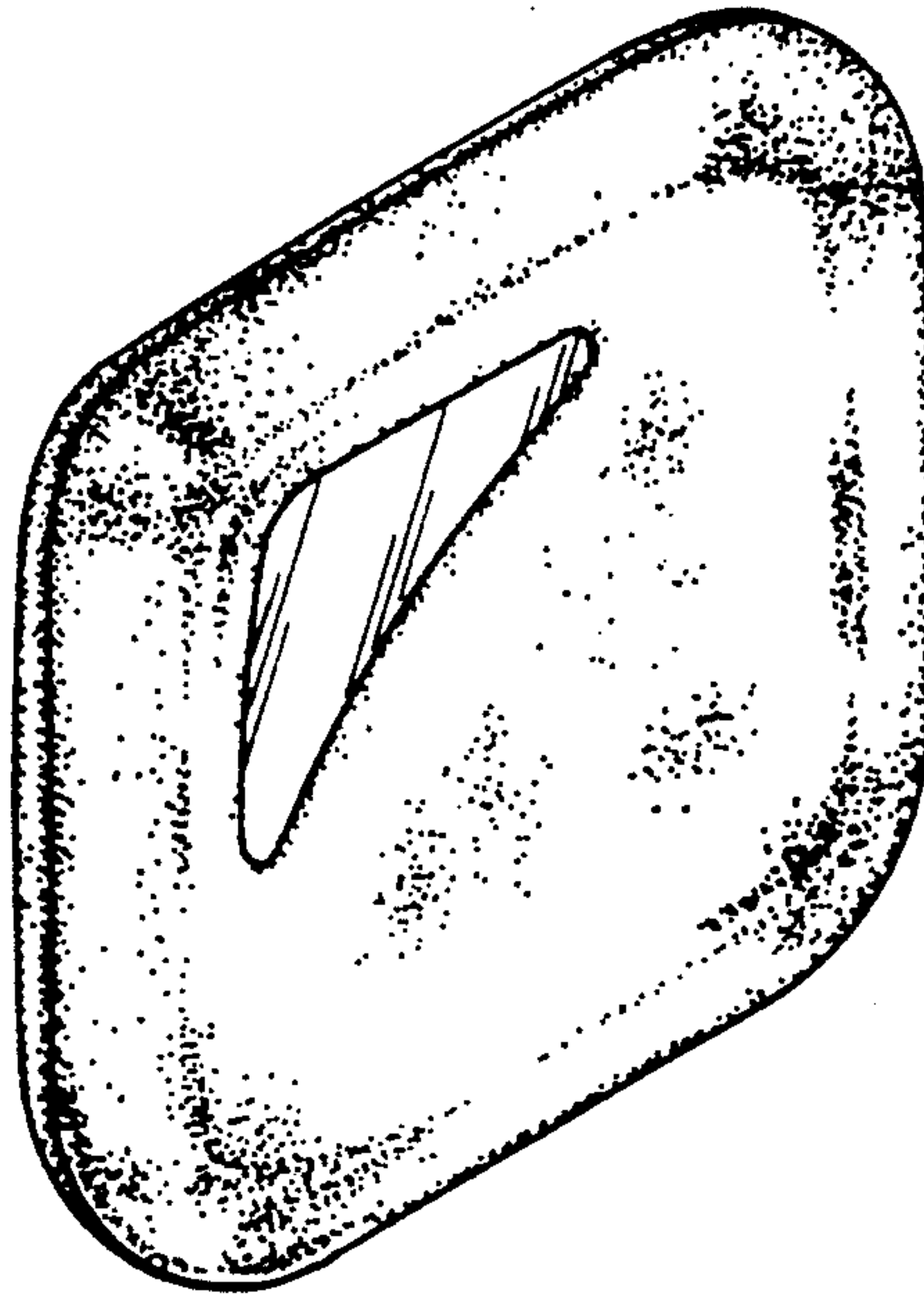
Primary Examiner—Melvin B. Feifer
Assistant Examiner—M. Siegel
Attorney, Agent, or Firm—Baker & McKenzie

[57] **CLAIM**

The ornamental design for a make-up case, as shown.

DESCRIPTION

FIG. 1 is a perspective view of a make-up case showing our new design;
FIG. 2 is a top plan view thereof;
FIG. 3 is a bottom plan view thereof;
FIG. 4 is a left end elevational view thereof;
FIG. 5 is a right end elevational view thereof;
FIG. 6 is a front end elevational view thereof; and,
FIG. 7 is a rear end elevational view thereof.



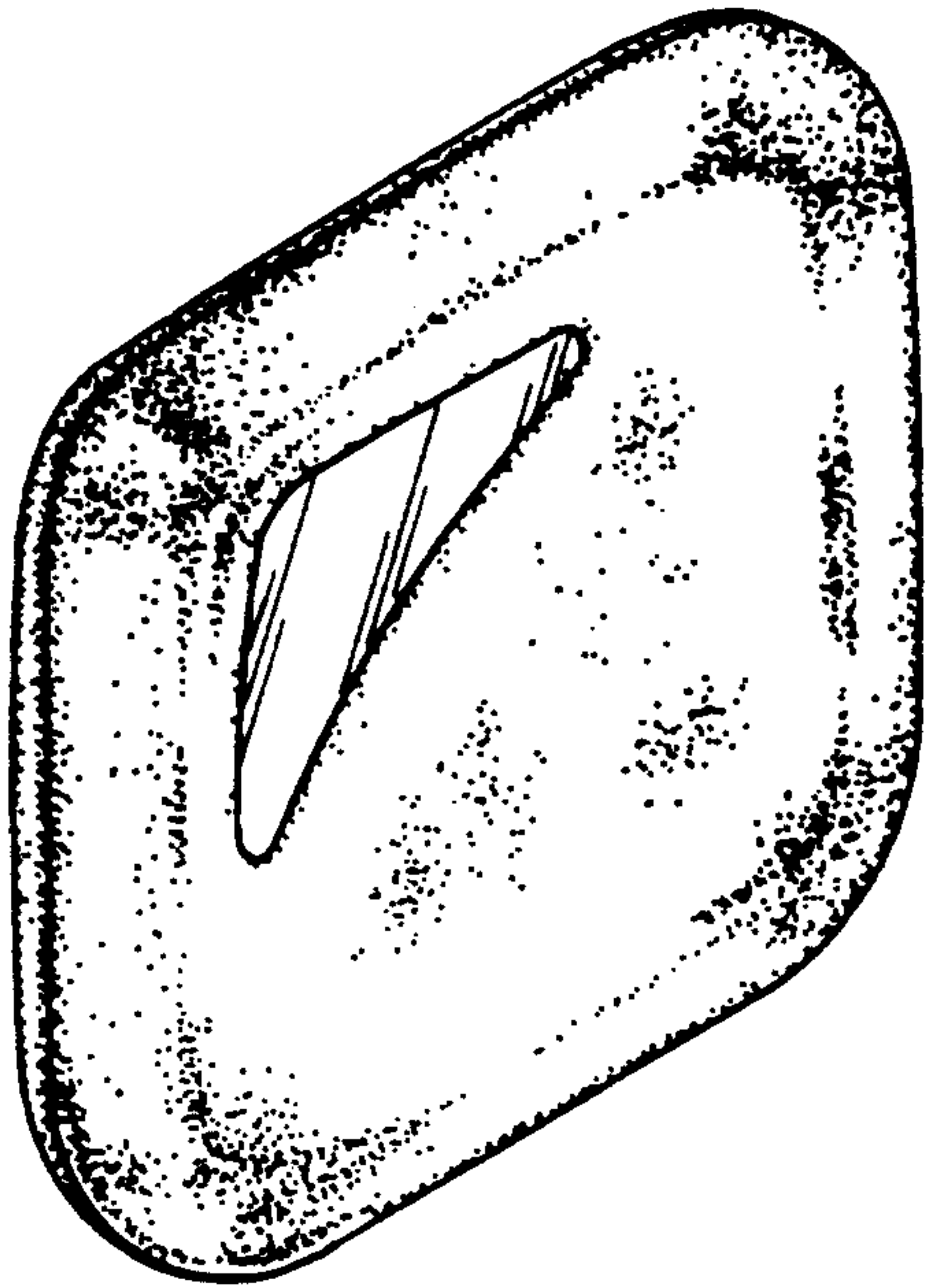


FIG. 1



FIG. 4




FIG. 5

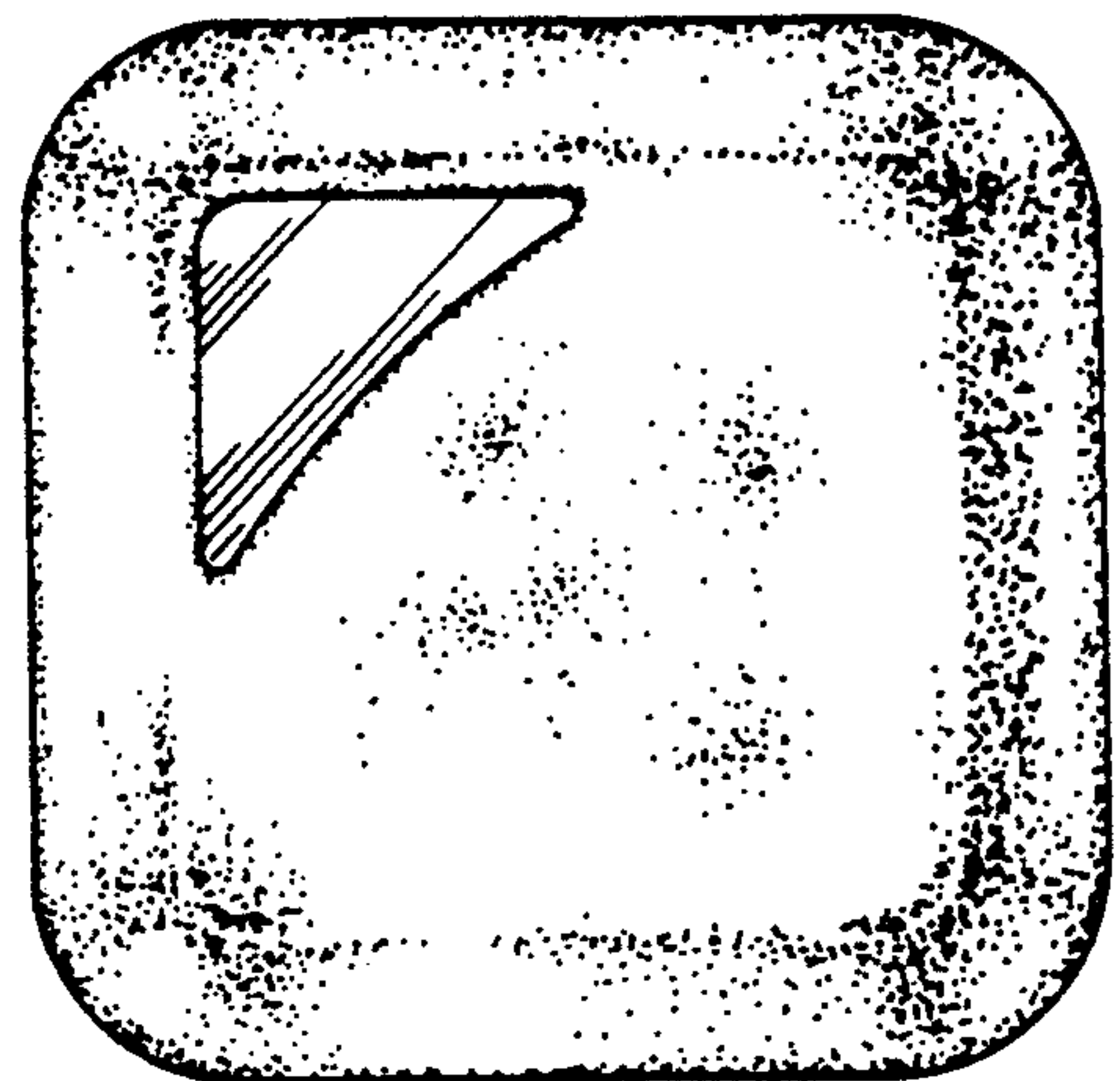


FIG. 2




FIG. 6




FIG. 7




FIG. 3