



US00D345023S

United States Patent [19]

[11] Patent Number: **Des. 345,023**

Janasiak

[45] Date of Patent: **** Mar. 8, 1994**

[54] **FRONT END MOUNTED VEHICLE BRAKE LIGHT**

[76] Inventor: **Thomas L. Janasiak**, 605 Madison St., Michigan City, Ind. 46360

[**] Term: **14 Years**

[21] Appl. No.: **748,056**

[22] Filed: **Aug. 21, 1991**

[52] U.S. Cl. **D26/35**

[58] Field of Search 362/61, 80, 80.1, 83, 362/83.3, 334, 335, 336, 337, 339; D26/28-36, 120, 122

[56] **References Cited**

U.S. PATENT DOCUMENTS

- 1,271,645 7/1918 Wright et al. D26/31 X
- 3,299,553 1/1967 Newman .
- 3,800,430 4/1974 Samra .
- 4,631,516 12/1986 Clinker .

FOREIGN PATENT DOCUMENTS

787098 6/1935 France 362/61

Primary Examiner—Susan J. Lucas

Attorney, Agent, or Firm—Terry M. Gernstein

[57] **CLAIM**

The ornamental design for a front end mounted vehicle brake light, as shown and described.

DESCRIPTION

FIG. 1 is a perspective view of the front end mounted vehicle brake light embodying the design of the present invention;

FIG. 2 is a front elevational view thereof;

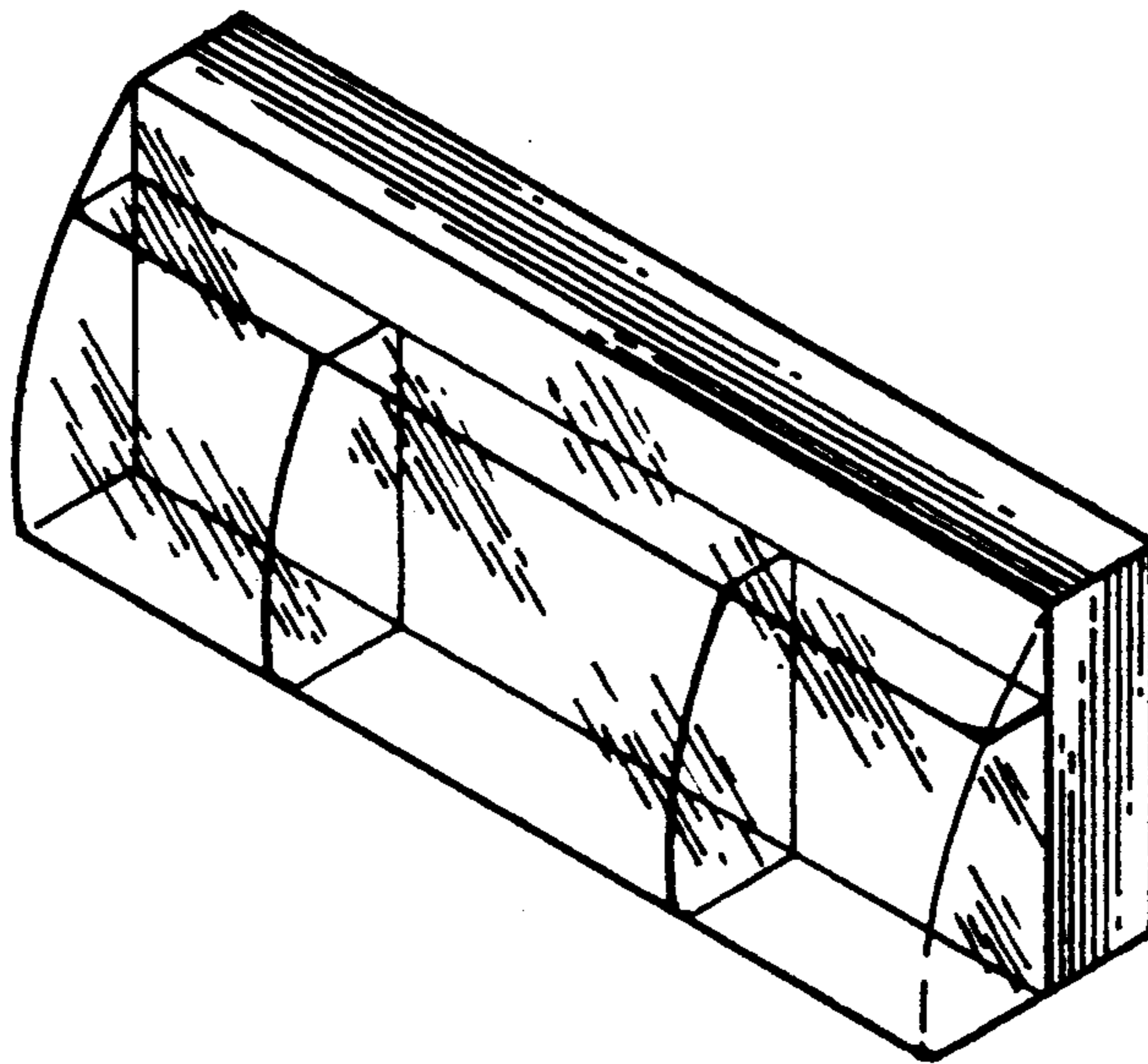
FIG. 3 is a rear elevational view thereof;

FIG. 4 is an end elevational view thereof;

FIG. 5 is an opposite end elevational view thereof;

FIG. 6 is a top plan view thereof; and,

FIG. 7 is a bottom view thereof.



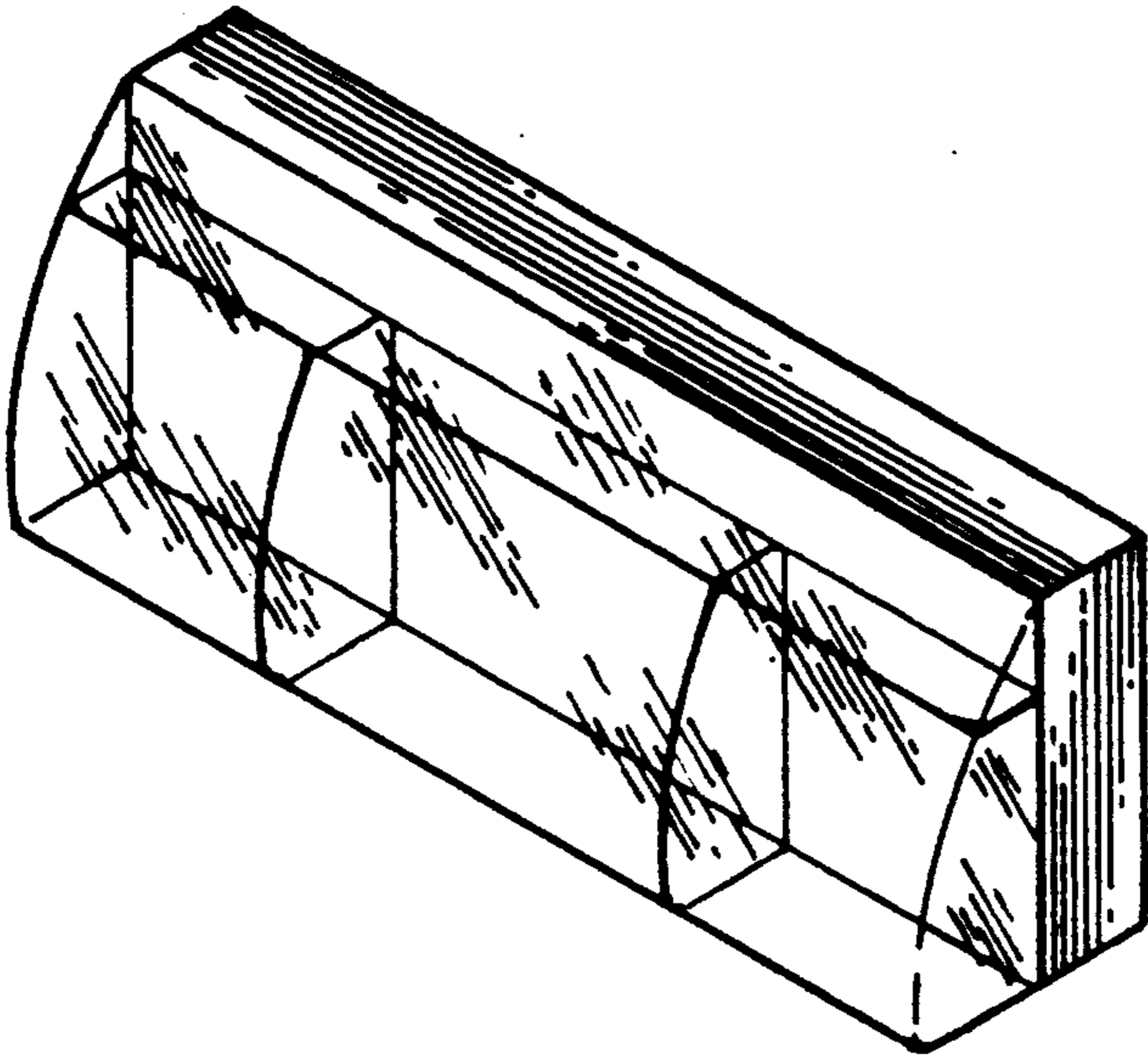


FIG. 1

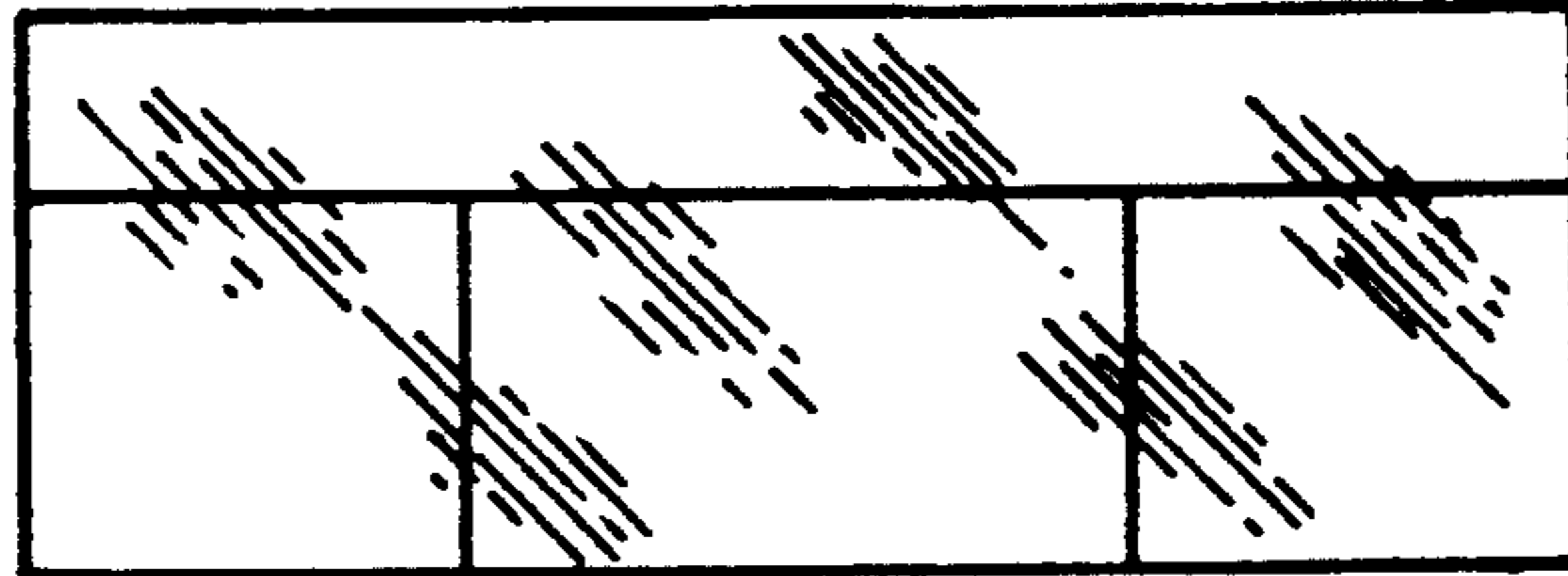


FIG. 2

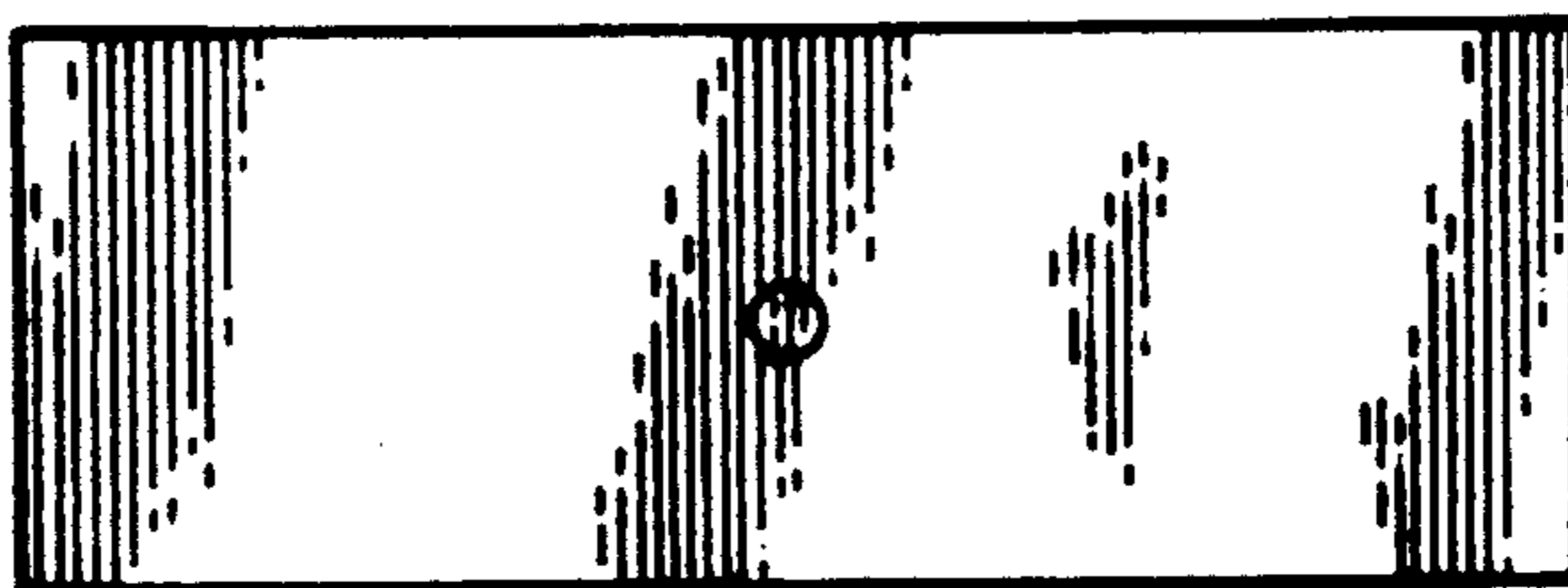


FIG. 3




FIG. 4



FIG. 5




FIG. 6




FIG. 7