



US00D345018S

United States Patent [19]

[11] Patent Number: **Des. 345,018**

Maas

[45] Date of Patent: **** Mar. 8, 1994**

[54] **FOLDING ROOM DIVIDER**

[76] Inventor: **Paul Maas**, 1387 Woodland La.,
Riverwoods, Ill. 60015

[**] Term: **14 Years**

[21] Appl. No.: **706,721**

[22] Filed: **May 29, 1991**

[52] U.S. Cl. **D25/49; D25/58**

[58] Field of Search **D6/429, 495; D8/375;**
52/71; 312/297, 258; 16/47, 18 CG, 182, 45, 29,
30; D25/49, 47, 58

3,733,758	5/1973	Maier et al.	52/71
3,866,365	2/1975	Honigman	52/70
4,047,342	9/1977	Boulva	52/71
4,161,850	7/1979	Peterson et al.	52/65
4,192,106	3/1980	Hell	52/36
4,569,163	2/1986	Long	52/36
4,759,098	7/1988	Ko	16/47
4,932,172	6/1990	Maas	52/71

Primary Examiner—A. Hugo Word
Assistant Examiner—Doris Clark
Attorney, Agent, or Firm—Quarles & Brady

[56] **References Cited**

U.S. PATENT DOCUMENTS


D. 26,227	10/1896	Selkirk	D25/49
D. 244,659	6/1977	Coles	D6/429
D. 289,243	4/1987	Arnold	D6/495
756,091	3/1904	Altick .	
1,410,225	3/1922	Seaman .	
1,731,327	10/1929	Terrisse .	
2,162,523	6/1939	Blood et al.	312/1
3,060,521	10/1962	Greco	20/4
3,330,611	7/1967	Heifetz	312/297
3,387,413	6/1968	Huey	52/69
3,402,515	9/1968	Rainaut	52/64
3,534,512	10/1970	Ballas	52/67
3,629,982	12/1971	Ballay	52/69
3,677,322	7/1972	Brorson et al.	52/71

[57] **CLAIM**

The ornamental design for a folding room divider, as shown and described.

DESCRIPTION

FIG. 1 is a perspective view taken from the left side of a folding room divider, showing my new design; FIG. 2 is a side perspective view thereof shown with the panels in an extended position; FIG. 3 is a left side elevational view thereof; FIG. 4 is a right side elevation view thereof; FIG. 5 is a front elevation view thereof; FIG. 6 is a back elevation view thereof; and, FIG. 7 is a top plan view thereof. The broken lines showing mounting brackets, a floor, and a wall are for illustrative purposes only, and form no part of the claimed design.






FIG. 1

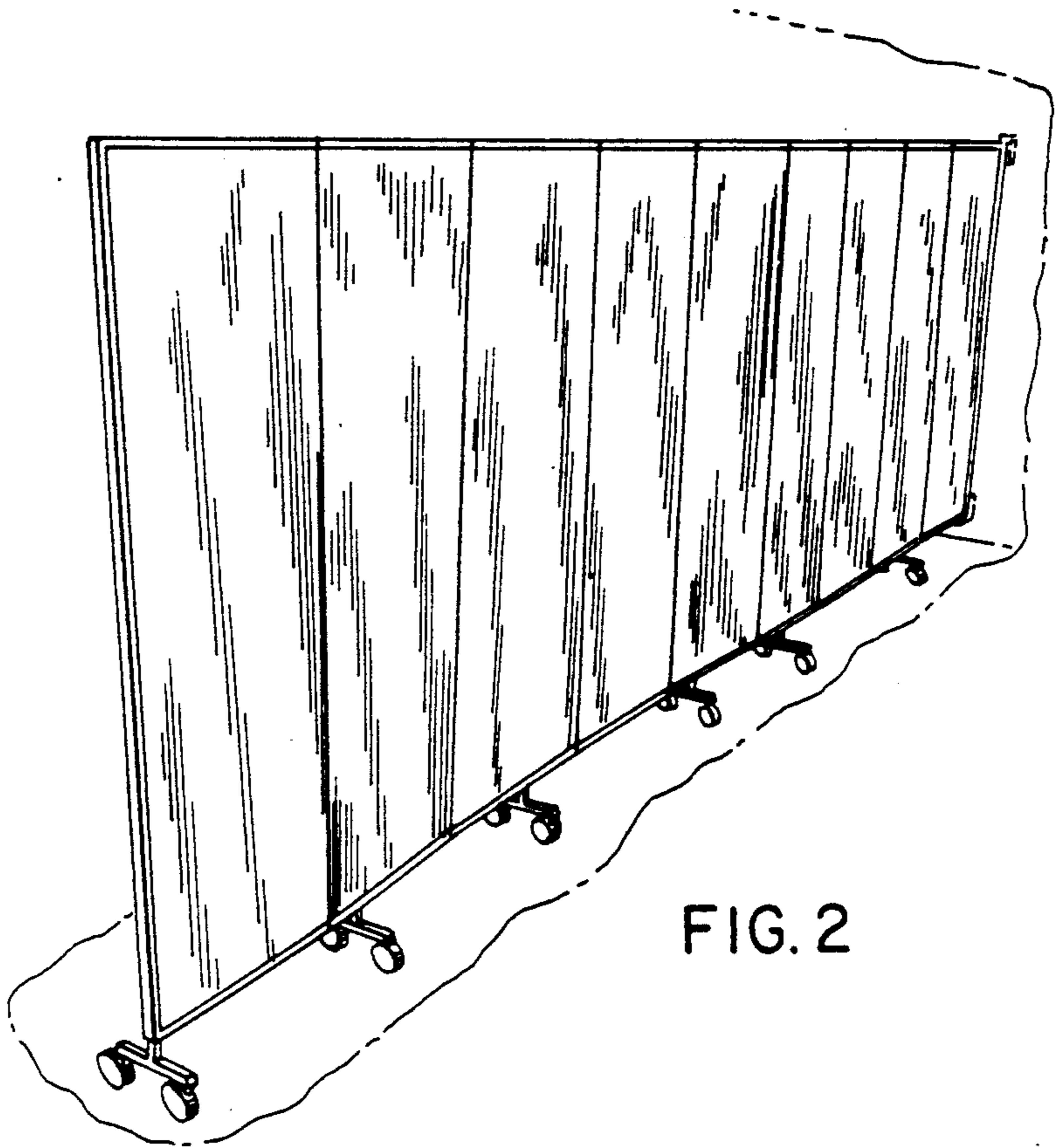


FIG. 2

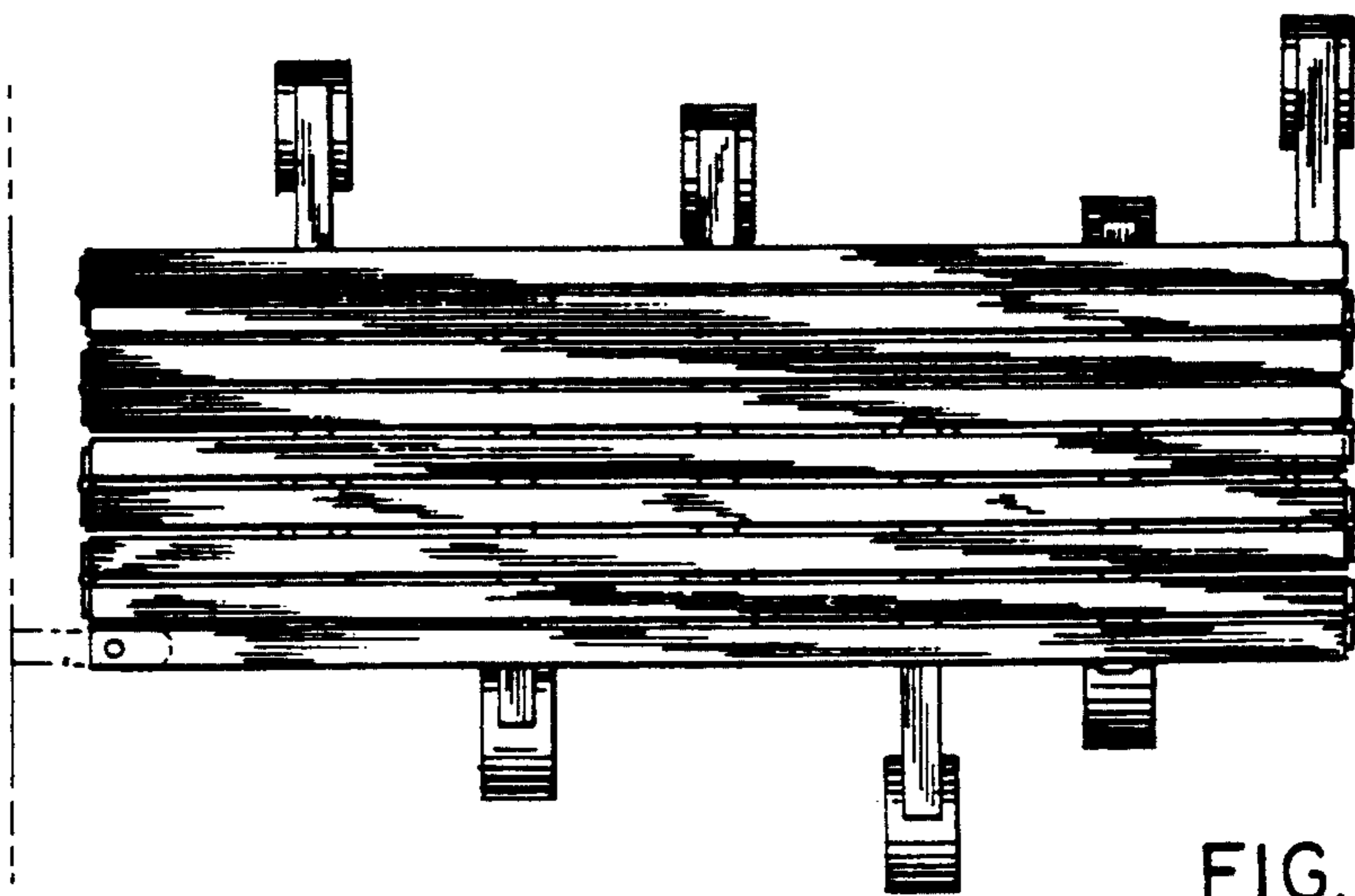


FIG. 7




FIG. 3

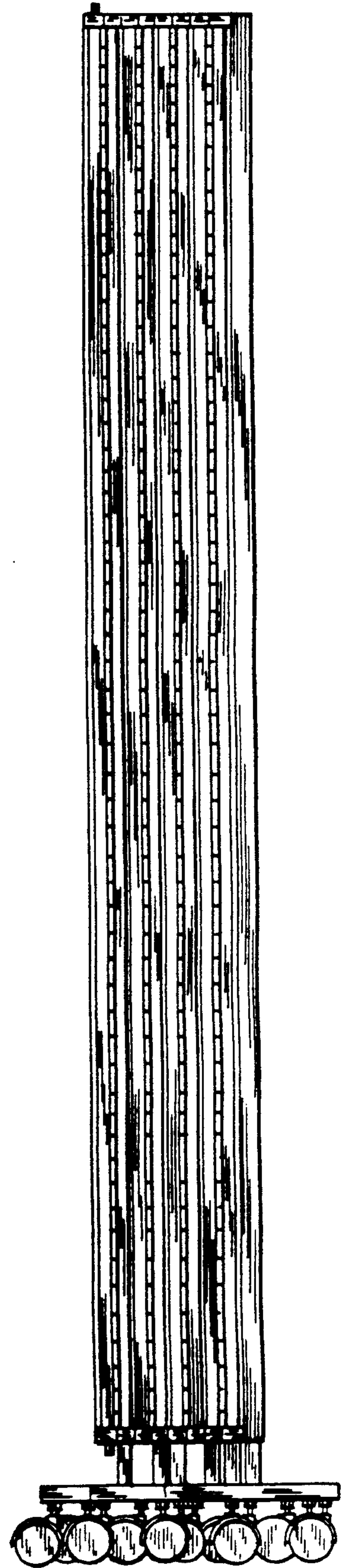


FIG. 5




FIG. 4

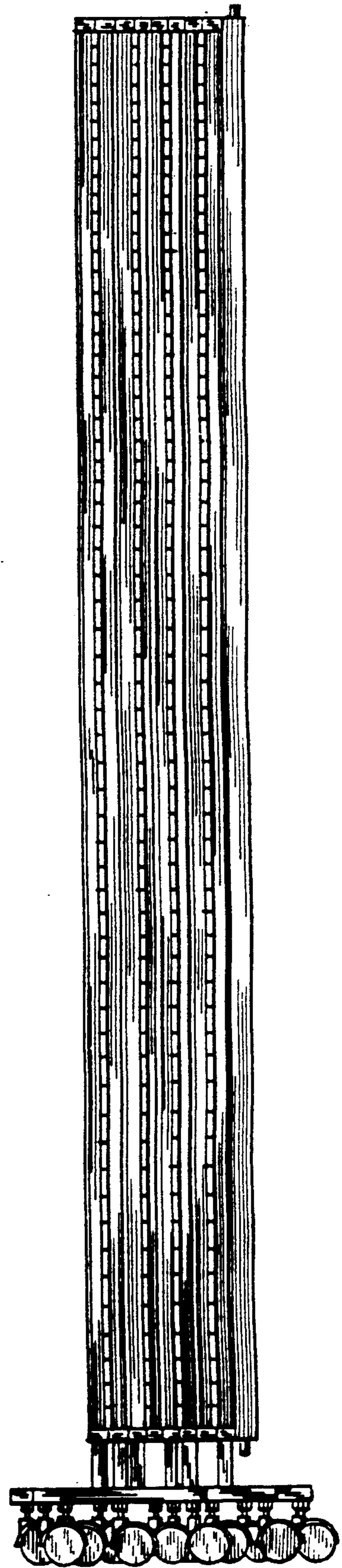


FIG. 6