



US00D345000S

United States Patent [19]
Foulke

[11] **Patent Number: Des. 345,000**
[45] **Date of Patent: ** Mar. 8, 1994**

[54] **CHANNEL RAIL BODY BOARD**

5,211,593 5/1993 Schneider et al. 441/65

[75] **Inventor: Robert W. Foulke, San Clemente, Calif.**

Primary Examiner—Kay H. Chin
Attorney, Agent, or Firm—Richard P. Crowley

[73] **Assignee: Earth and Ocean Sports, Inc., Hyannis, Mass.**

[57] **CLAIM**

The ornamental design for channel rail body board, as shown.

[**] **Term: 14 Years**

[21] **Appl. No.: 819,512**

DESCRIPTION

[22] **Filed: Jan. 10, 1992**

[52] **U.S. Cl. D21/228; D21/236**

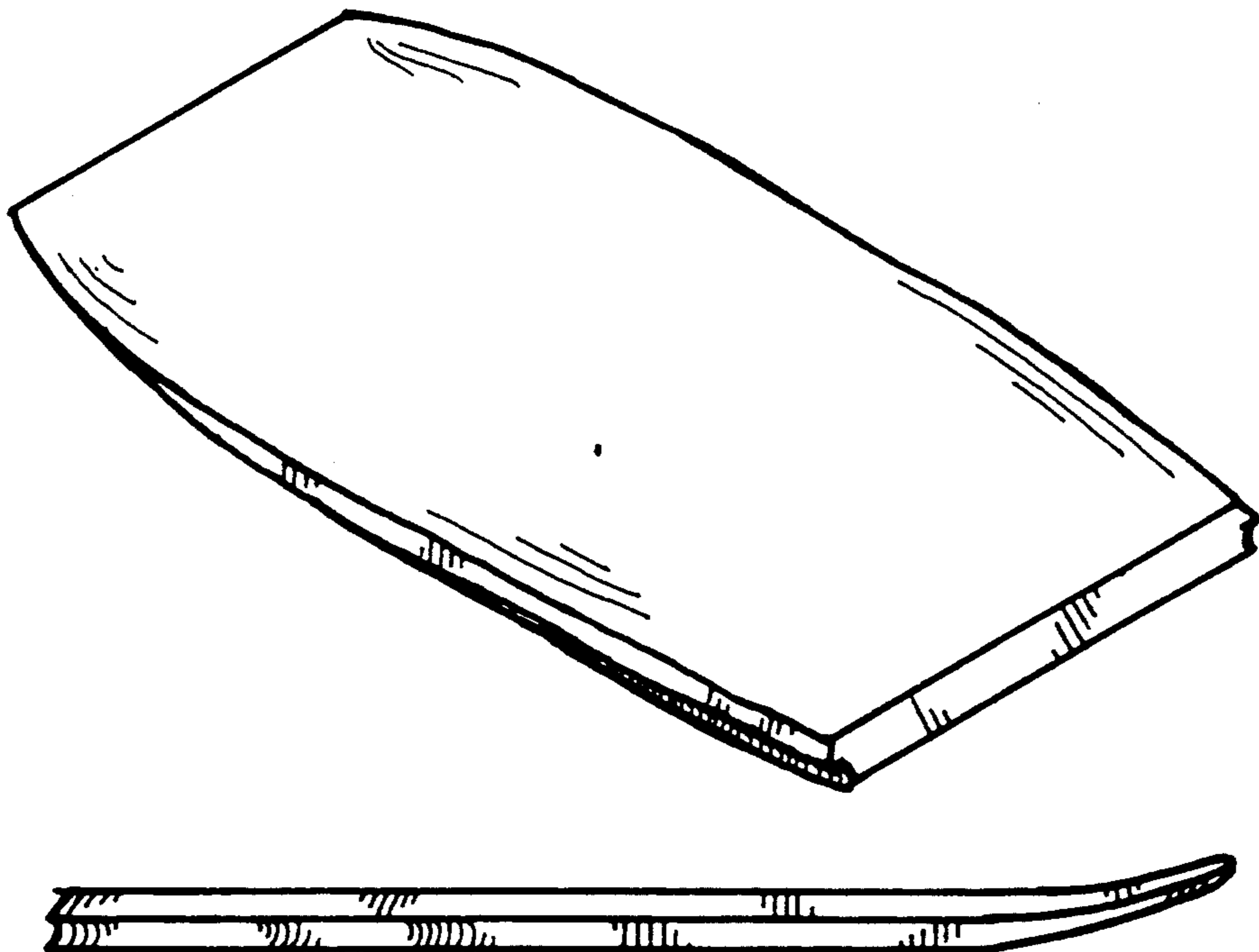
[58] **Field of Search 441/65, 68, 74; D21/236, 228, 237**

FIG. 1 is a perspective view from above of the channel rail body board showing my new design;
FIG. 2 is a side plan view of the channel rail body board of FIG. 1;
FIG. 3 is a top plan view of the channel rail body board of FIG. 1;
FIG. 4 is a bottom plan view of the channel rail body board of FIG. 1;
FIG. 5 is a rear end plan view of the channel rail body board of FIG. 1; and,
FIG. 6 is a front end plan view of the channel rail body body of FIG. 1.

[56] **References Cited**

U.S. PATENT DOCUMENTS

D. 315,770	3/1991	Shanelec	D21/236
4,395,241	7/1983	Comparetto	441/65
5,114,370	5/1992	Moran	441/65
5,116,269	5/1992	Moran	441/65






FIG. 1



FIG. 2

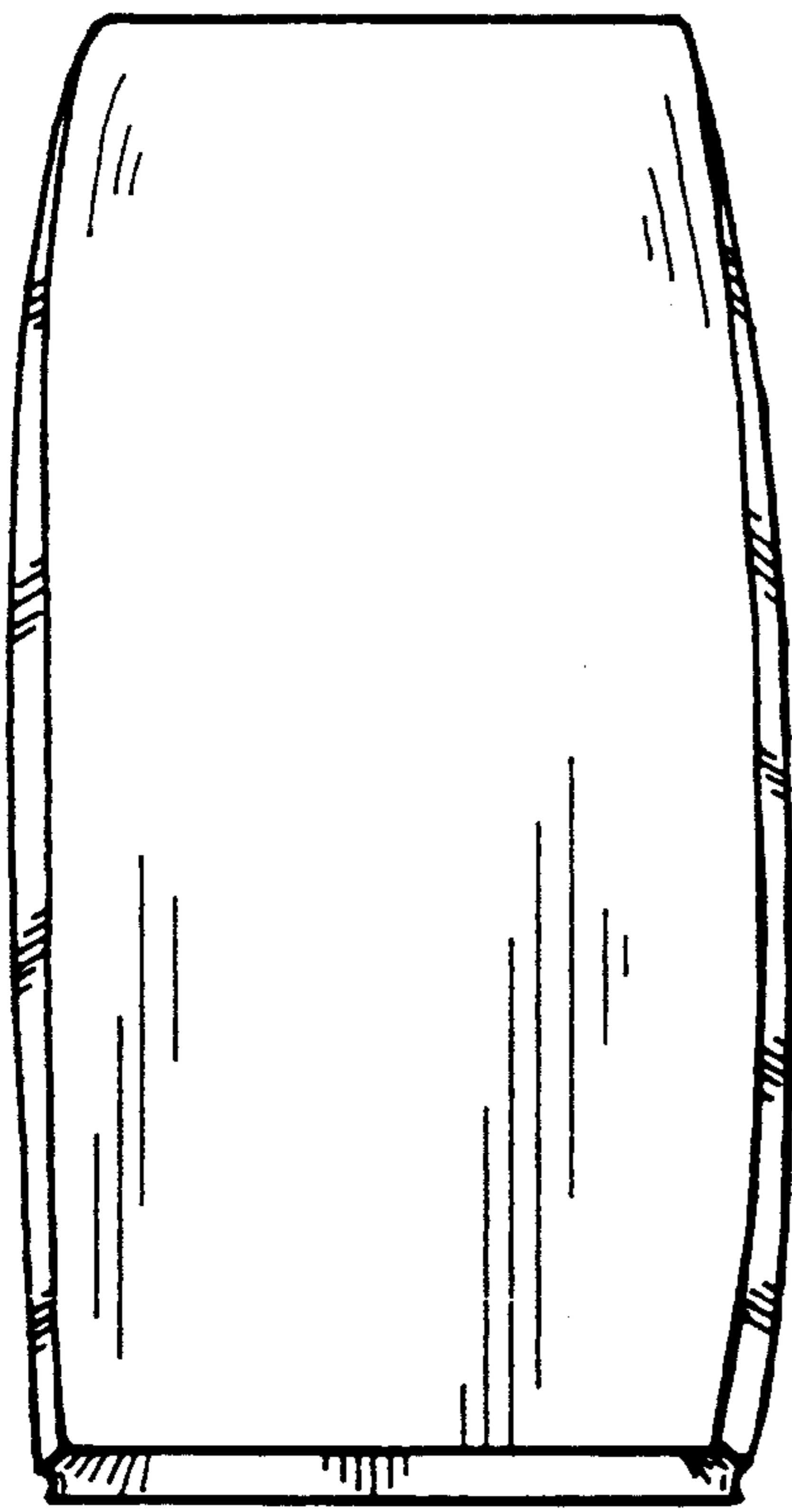


FIG. 3

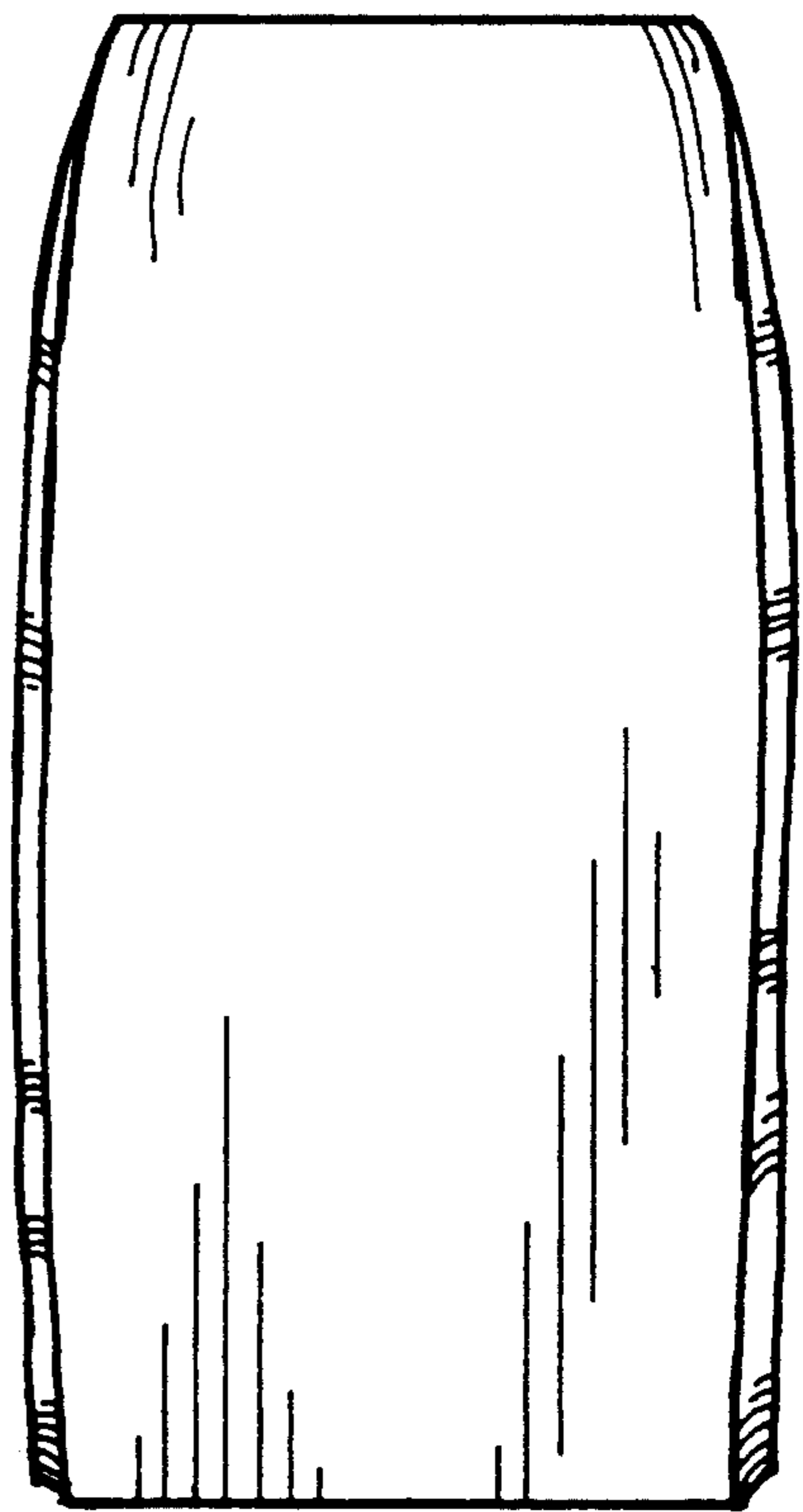


FIG. 4



FIG. 5



FIG. 6