



US00D344983S

United States Patent [19]

[11] Patent Number: **Des. 344,983**

Wegrzyn

[45] Date of Patent: **** Mar. 8, 1994**

[54] EXIT SIGN

D. 287,514 12/1986 Hellmer et al. D20/31
D. 291,705 9/1987 Hellmer et al. D20/31

[75] Inventor: **Joseph S. Wegrzyn, Stratford, Conn.**

OTHER PUBLICATIONS

[73] Assignee: **General Signal Corporation, Stamford, Conn.**

Seton Identification Products p. 90 Mar. 1989, (LGS4-L and LGS4-R).

[**] Term: **14 Years**

Primary Examiner—Wallace R. Burke
Assistant Examiner—Marcus Jackson
Attorney, Agent, or Firm—Ware, Fressola, Van Der Sluys & Adolphson

[21] Appl. No.: **883,255**

[22] Filed: **May 14, 1992**

[52] U.S. Cl. **D20/42**

[58] Field of Search 40/1, 124, 124.1, 124.2, 40/124.4, 584, 617, 618, 624; D20/10, 11, 39, 40, 41, 42

[57] CLAIM

The ornamental design for an exit sign, as shown and described.

[56] References Cited

DESCRIPTION

U.S. PATENT DOCUMENTS

- D. 209,497 12/1967 Nelson D20/11
- D. 247,795 4/1978 Darrell D20/11
- D. 248,059 5/1978 Darrell D20/11
- D. 284,982 8/1986 Collinder D20/40
- D. 287,031 12/1986 Cunitz D20/40

FIG. 1 is a front view for an exit sign showing my new design, the back view being a mirror image thereof; FIG. 2 is a top view thereof, the bottom view being a mirror image thereof; and, FIG. 3 is a left side view thereof, the right side view being a mirror image thereof.




FIG. 3

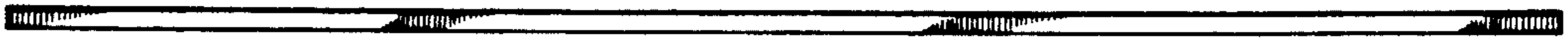


FIG. 2




FIG. 1