



US00D344978S

United States Patent [19]

[11] Patent Number: **Des. 344,978**

Monzyk

[45] Date of Patent: **** Mar. 8, 1994**

[54] **WRITING PEN**

[75] Inventor: **Ronald F. Monzyk, Washington, Mo.**

[73] Assignee: **Magnet Inc., Washington, Mo.**

[**] Term: **14 Years**

[21] Appl. No.: **1,957**

[22] Filed: **Nov. 25, 1992**

[52] U.S. Cl. **D19/42; D19/41; D19/46; D19/48; D24/189**

[58] Field of Search **401/99, 100, 116; D19/35, 36, 41-51, 54-58, 81-85; D24/189**

[56] **References Cited**

U.S. PATENT DOCUMENTS

D. 207,563	5/1967	Bailey, Jr.	D19/36
D. 229,446	11/1973	Dahl	D19/41
D. 270,193	8/1983	Klein	D19/36 X
D. 292,826	11/1987	Sproles	D24/189
D. 300,331	3/1989	Horntrich	D19/43
D. 302,985	8/1989	Vinck	D19/41

D. 305,341	1/1990	Dolan, Sr.	D19/41
D. 316,730	5/1991	Yoshida	D19/42 X
D. 322,811	12/1991	Isern	D19/36
4,706,995	11/1987	Dopp	401/6 X
4,808,172	2/1989	Murata	D24/189 X
4,815,880	3/1989	Sekiguchi	D19/36 X

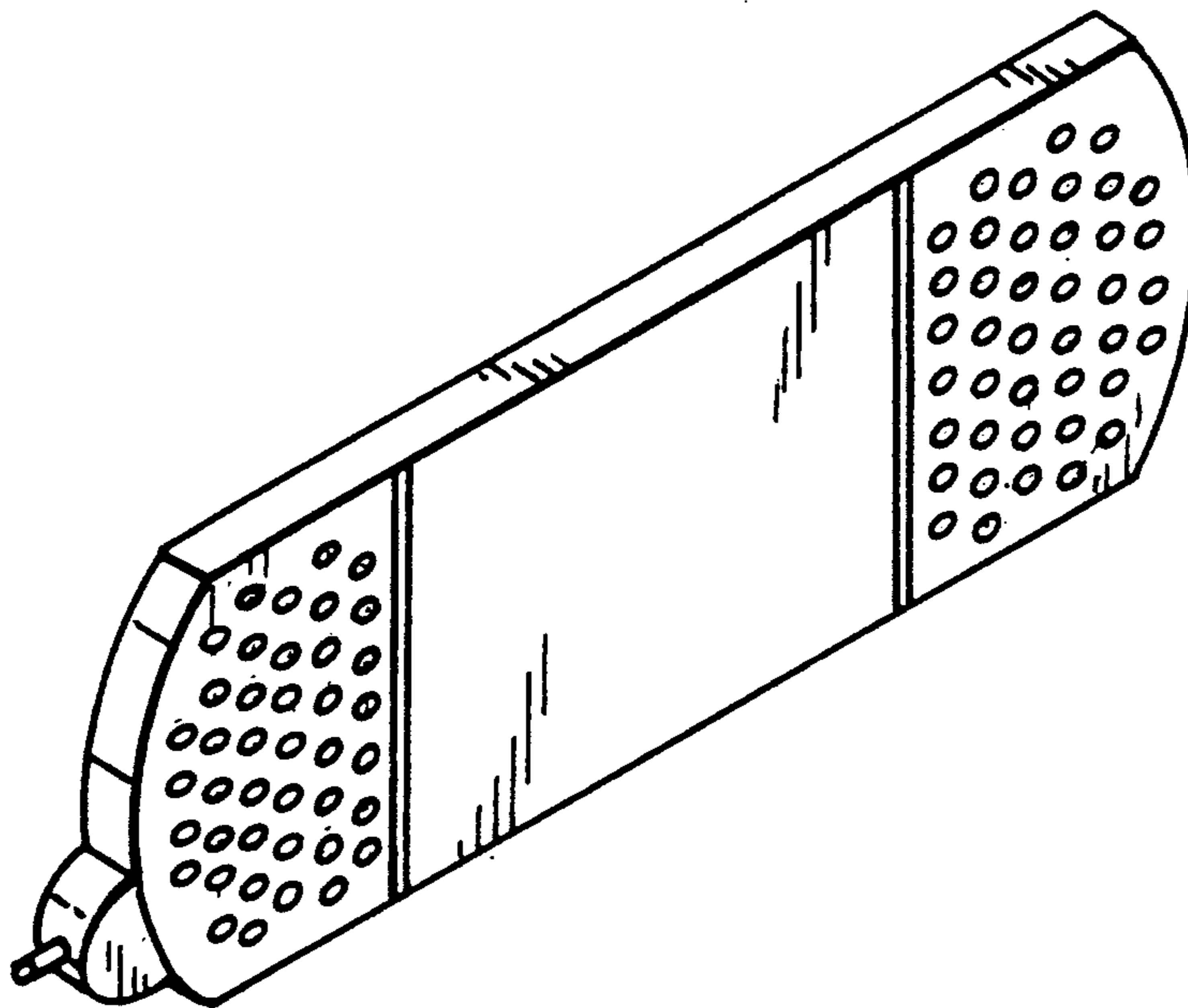
Primary Examiner—Nelson C. Holtje
Assistant Examiner—Martie Thompson
Attorney, Agent, or Firm—Rogers, Howell & Haferkamp

[57] CLAIM

The ornamental design for a writing pen, as shown and described.

DESCRIPTION

FIG. 1 is a top left front perspective view of a writing pen showing my new design;
FIG. 2 is a top plan view thereof;
FIG. 3 is a front elevational view thereof;
FIG. 4 is a left side elevational view thereof;
FIG. 5 is a right side elevational view thereof;
FIG. 6 is a bottom plan view thereof; and,
FIG. 7 is a rear elevational view thereof.



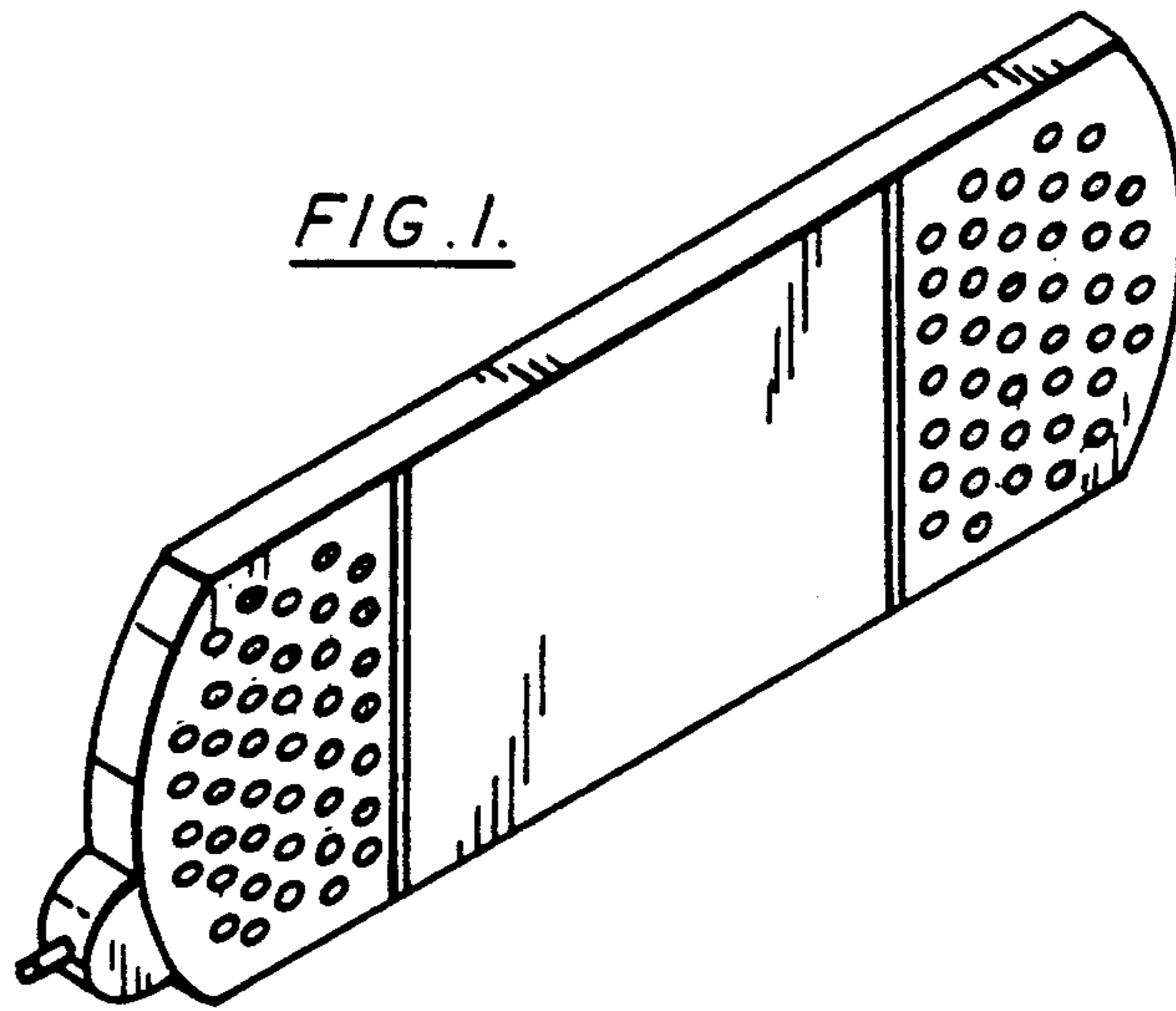


FIG. 1.



FIG. 2.



FIG. 4.

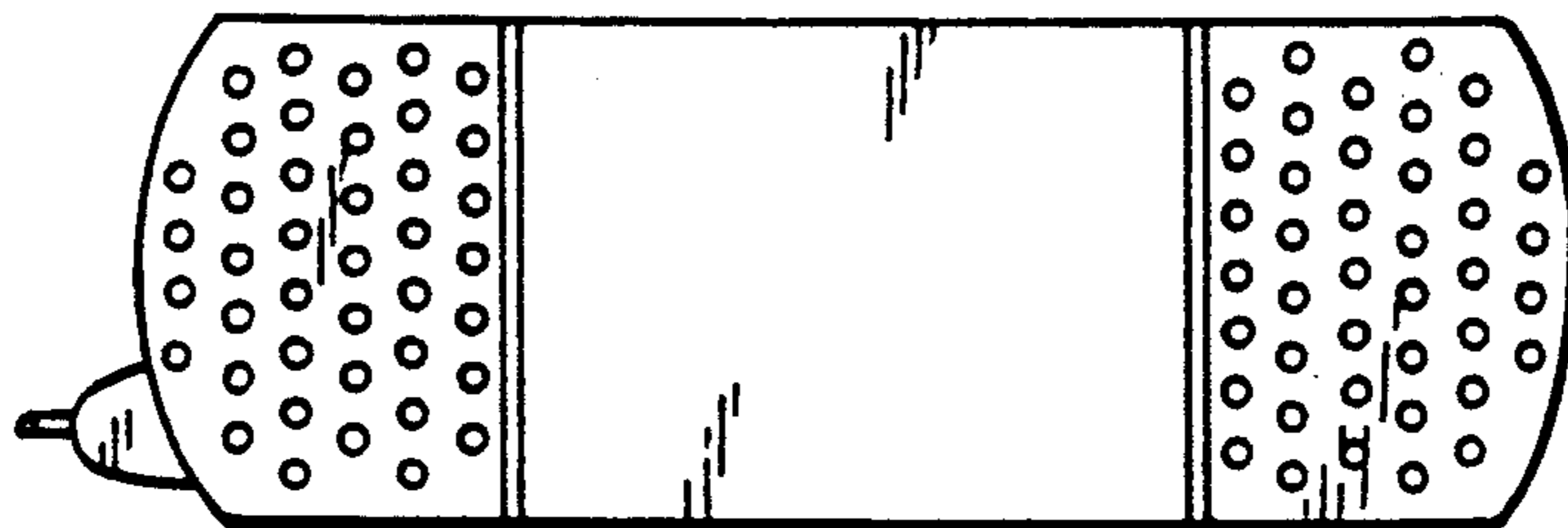


FIG. 3.



FIG. 5.



FIG. 6.

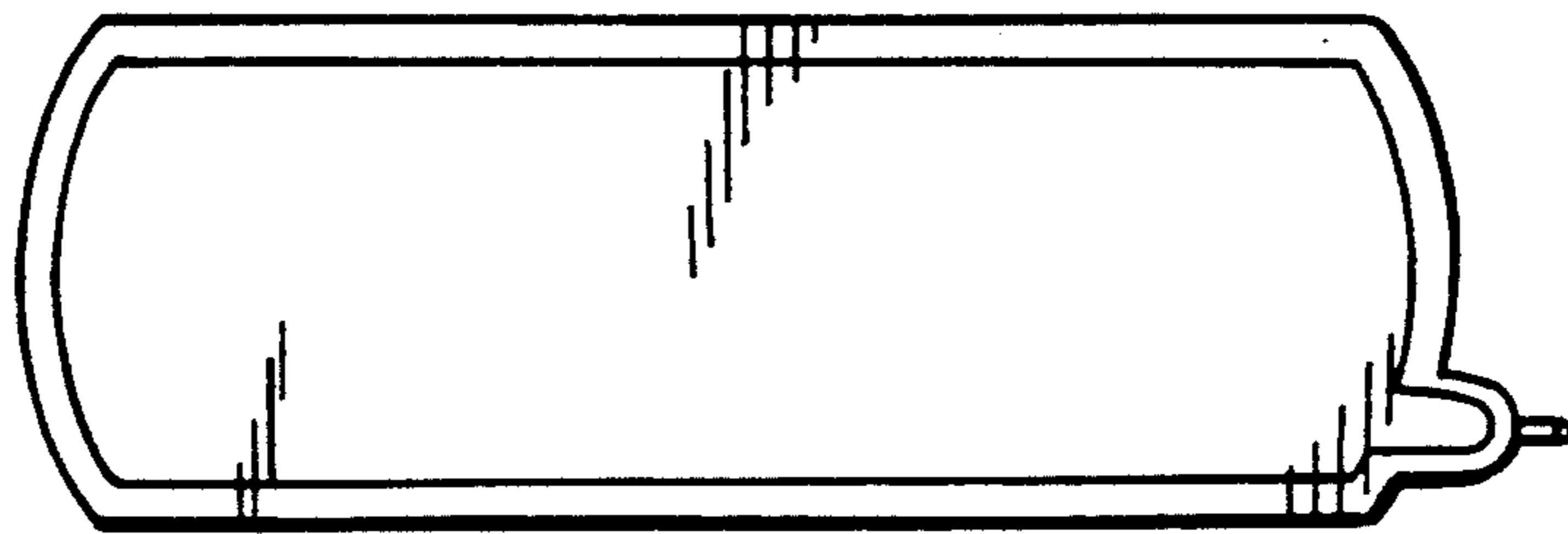


FIG. 7.