



US00D344967S

United States Patent [19]

[11] Patent Number: **Des. 344,967**

Webster

[45] Date of Patent: **** Mar. 8, 1994**

[54] **SUPPORT FOR ATTACHING BINOCULARS TO A TRIPOD**

[76] Inventor: **James A. Webster**, 7720 E. Lurlene Dr., Tucson, Ariz. 85730

[**] Term: **14 Years**

[21] Appl. No.: **894,234**

[22] Filed: **Jun. 8, 1992**

[52] U.S. Cl. **D16/136; D8/373; 248/205.2**

[58] Field of Search **D8/349, 375; 248/205.2, 248/310, 187, 105; 359/408, 429, 417, 818, 404, 409; 224/901, 909; 351/156; D16/130-136**

[56] **References Cited**

U.S. PATENT DOCUMENTS

D. 188,000	5/1960	Shanok et al.	D8/349
D. 247,297	2/1978	Adams	D16/136
1,166,343	12/1915	Fielding	359/404
2,450,927	10/1948	Allen	248/105
2,451,718	10/1948	Corrao	248/105
2,895,697	7/1959	Pagliuso	248/187
3,133,719	5/1964	Beck	359/409
3,281,106	10/1966	Bogdanovich	248/314
3,383,738	5/1968	Fox et al.	D8/349
3,531,177	9/1970	Akin	359/413
4,136,805	1/1979	Storms	248/310
4,278,320	7/1981	Carreira, Sr.	359/429

4,557,451	12/1985	Conway	248/187
4,899,189	2/1990	Frost	354/293
4,984,879	1/1991	Plunkett	359/408
4,986,644	1/1991	Yang	359/417
5,031,282	7/1991	Denaro	248/205.2
5,035,487	7/1991	Herz	359/818
5,151,778	9/1992	Conley	351/156

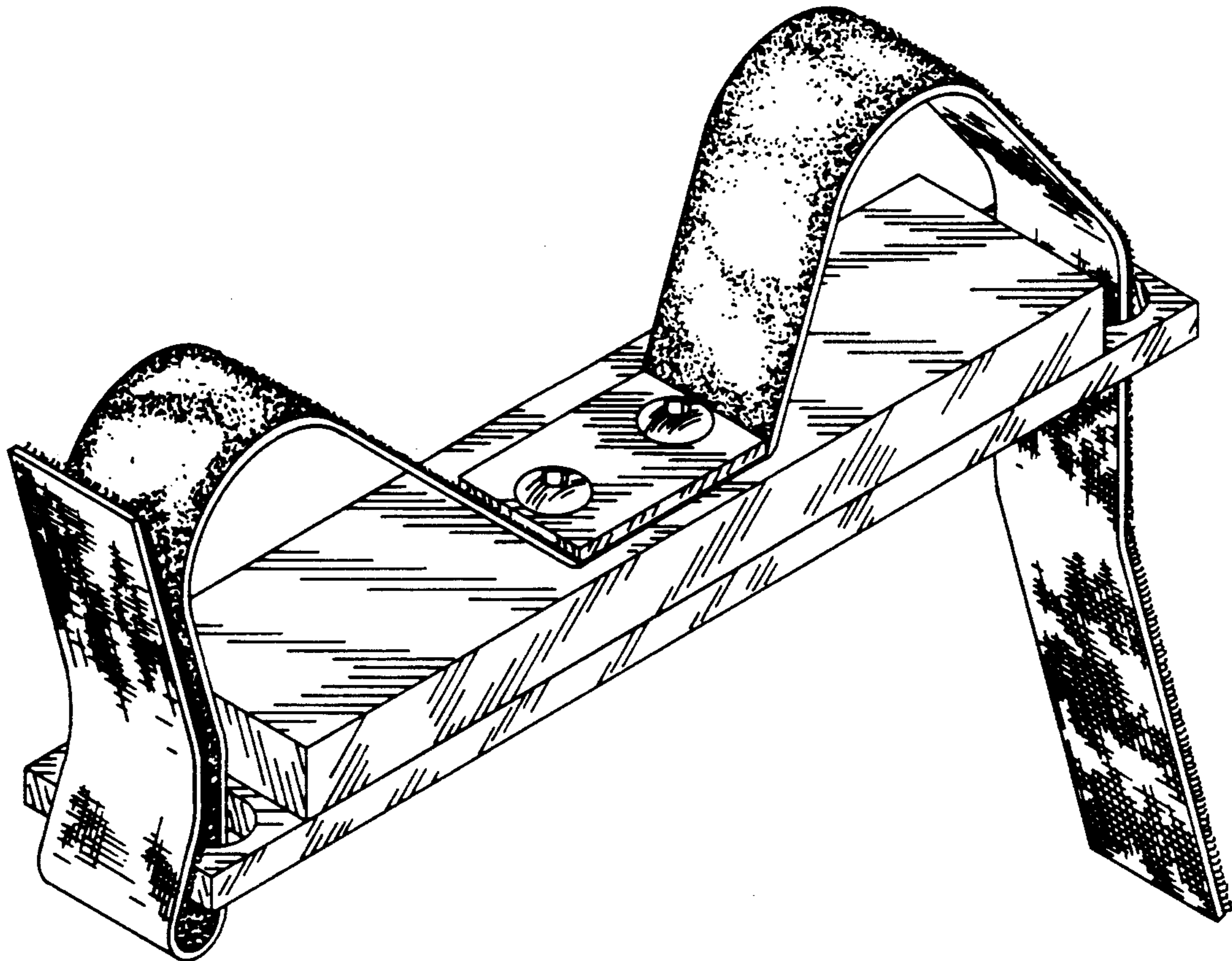
Primary Examiner—A. Hugo Word
Assistant Examiner—Cathy Anne MacCormac
Attorney, Agent, or Firm—J. Michael McClanahan

[57] **CLAIM**

The ornamental design for a support for attaching binoculars to a tripod, as shown and described.

DESCRIPTION

FIG. 1 is a perspective view of a support for attaching binoculars to a tripod, showing my new design;
 FIG. 2 is a top plan view;
 FIG. 3 is a sectional view taken through sectional line 3—3;
 FIG. 4 is a sectional view taken through sectional line 4—4;
 FIG. 5 is an end elevational view;
 FIG. 6 is a side elevation view, the opposite side being a mirror image thereof; and,
 FIG. 7 is a bottom plan view.
 FIGS. 2-7 have been drawn to a reduced scale with respect to FIG. 1.



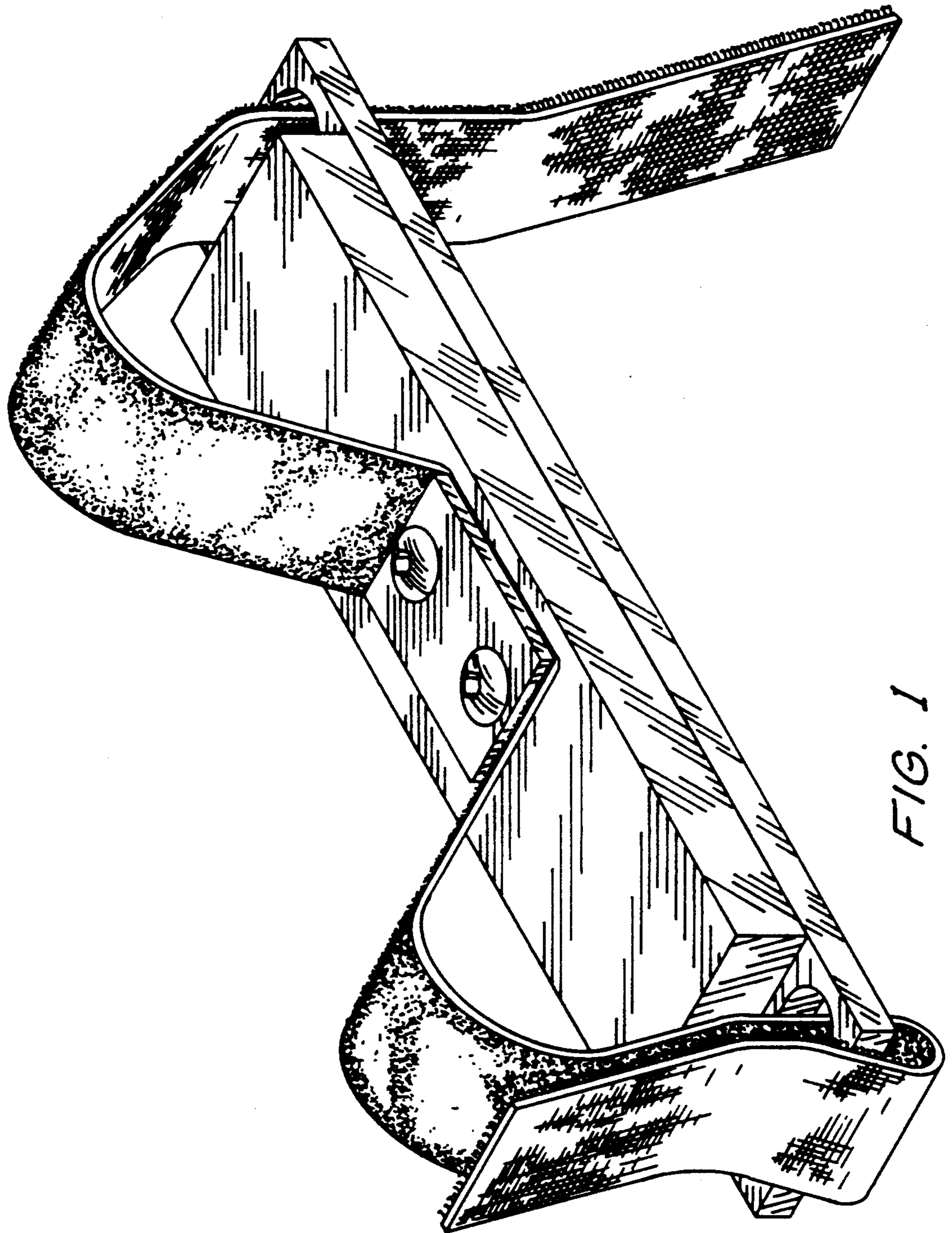


FIG. 1




FIG. 3




FIG. 4

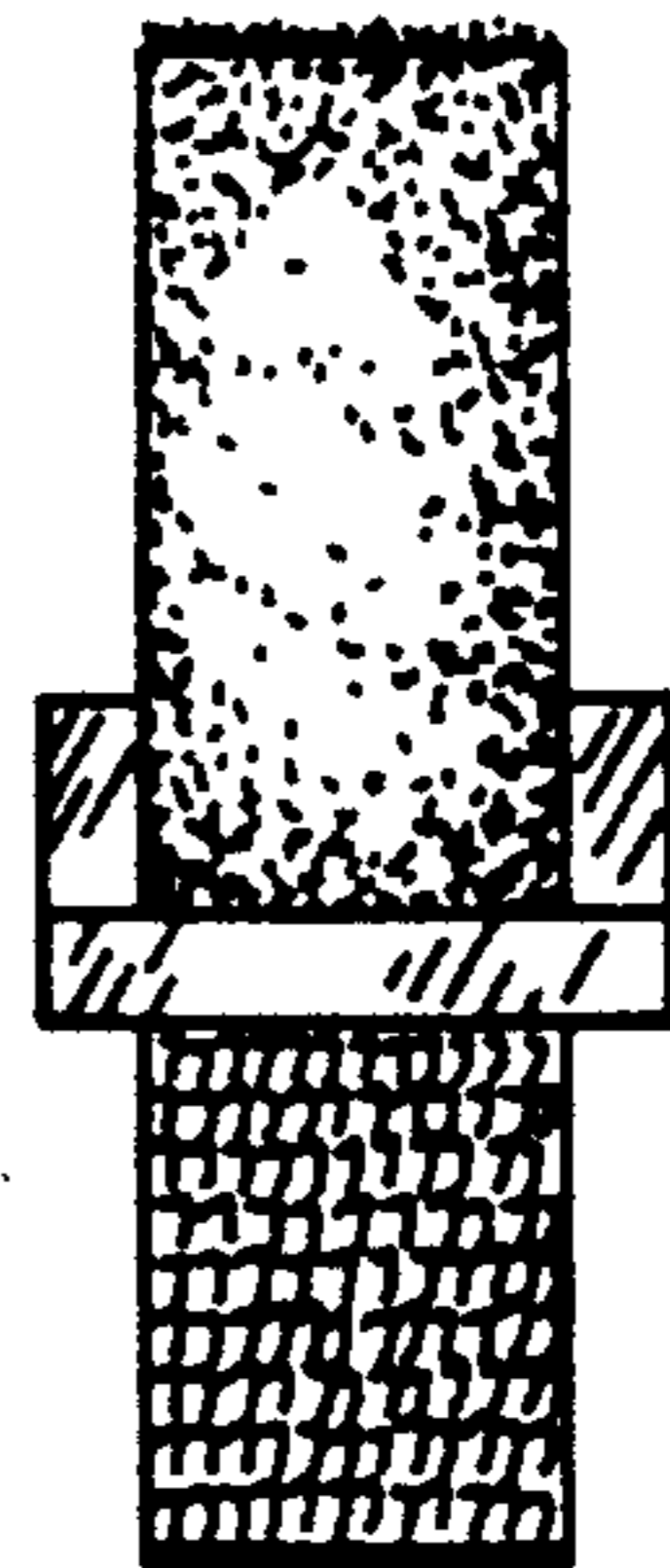


FIG. 5

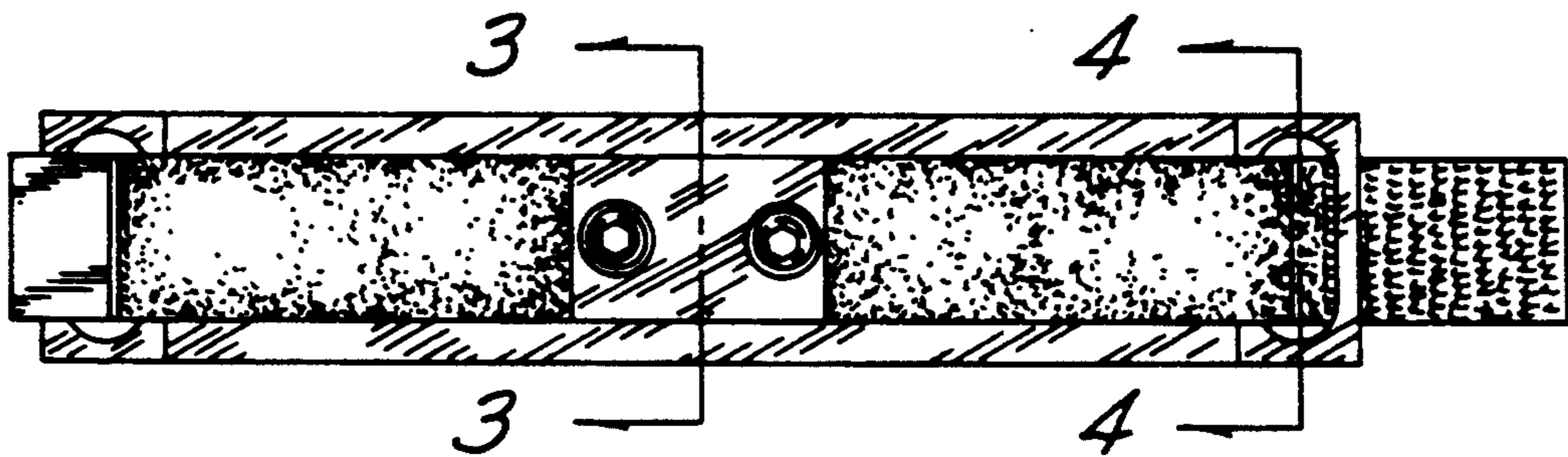


FIG. 2

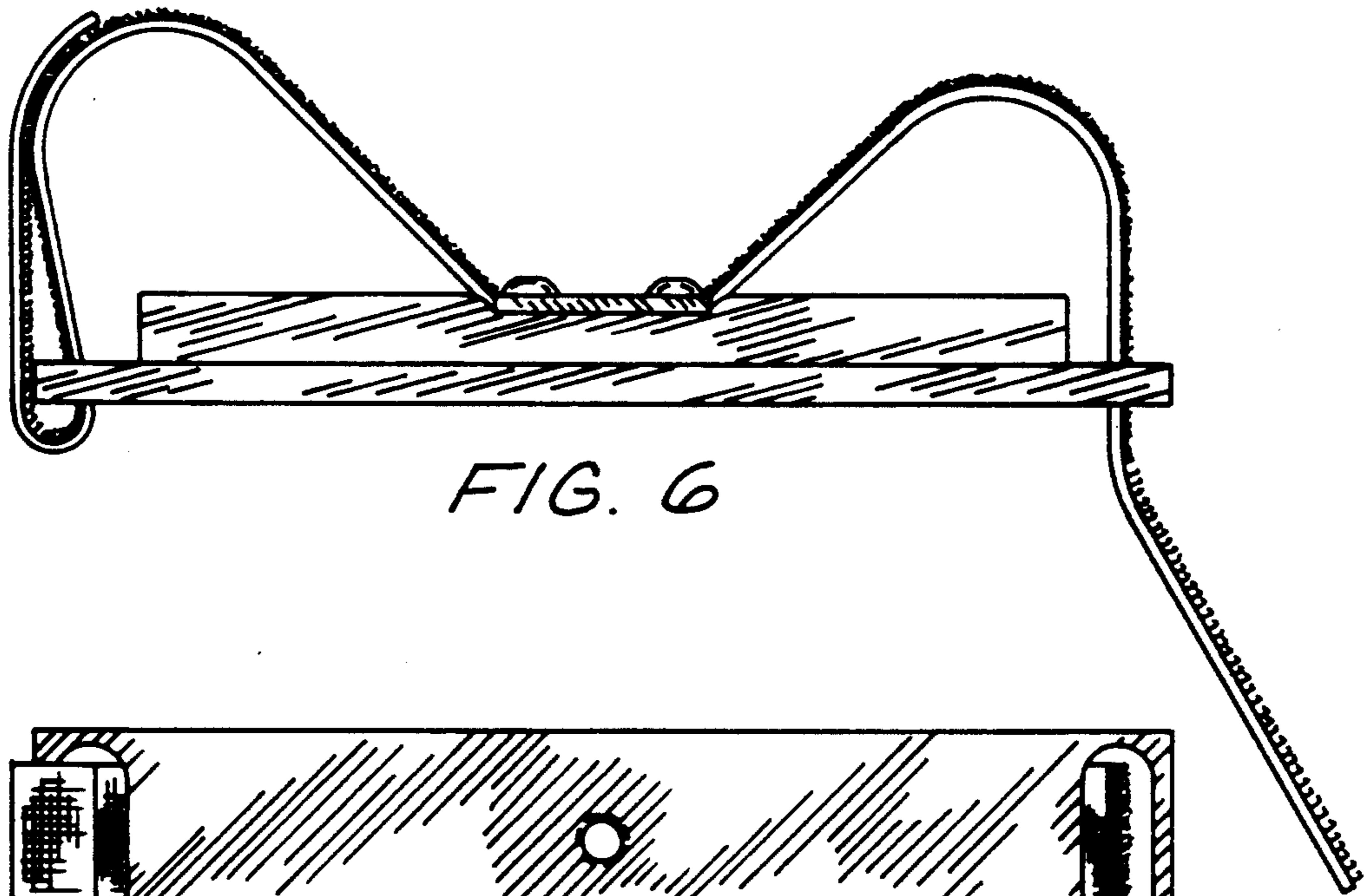


FIG. 6

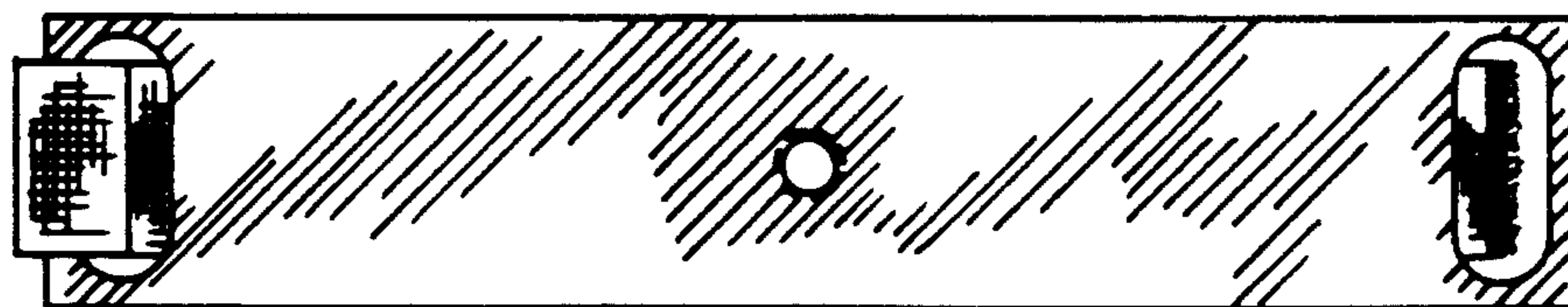


FIG. 7