



US00D344964S

United States Patent [19]
Yamazaki

[11] **Patent Number: Des. 344,964**

[45] **Date of Patent: ** Mar. 8, 1994**

[54] **BALL BEARING FOR RECTILINEAR SLIDING**

[75] **Inventor: Mitsuru Yamazaki, Ojiya, Japan**

[73] **Assignee: Nippon Bearing Co., Ltd., Niigata, Japan**

[**] **Term: 14 Years**

[21] **Appl. No.: 444**

[22] **Filed: Oct. 14, 1992**

[52] **U.S. Cl. D15/143**

[58] **Field of Search 29/898.03; 384/18, 40-45, 384/49, 25, 39; D15/143**

[56] **References Cited**

U.S. PATENT DOCUMENTS

4,934,835	6/1990	Albert	384/43
5,102,235	4/1992	Mugglestone	384/43 X
5,131,125	7/1992	Coron	384/45 X

FOREIGN PATENT DOCUMENTS

742459 5/1988 Japan .
750593 8/1988 Japan .

Primary Examiner—Alan P. Douglas
Assistant Examiner—Antoine D. Davis
Attorney, Agent, or Firm—Sughrue, Mion, Zinn, Macpeak & Seas

[57] **CLAIM**

The ornamental design for a ball bearing for rectilinear sliding, as shown.

DESCRIPTION

FIG. 1 is an elevational view of a ball bearing for rectilinear sliding showing my new design;
FIG. 2 is a rear view thereof;
FIG. 3 is a right side view thereof;
FIG. 4 is a left side view thereof;
FIG. 5 is a top plan view thereof;
FIG. 6 is a bottom plan view thereof;
FIG. 7 is a sectional view thereof taken on the line 7—7 of FIG. 1; and,
FIG. 8 is a sectional view thereof taken on line 8—8 of FIG. 3.




FIG. 1

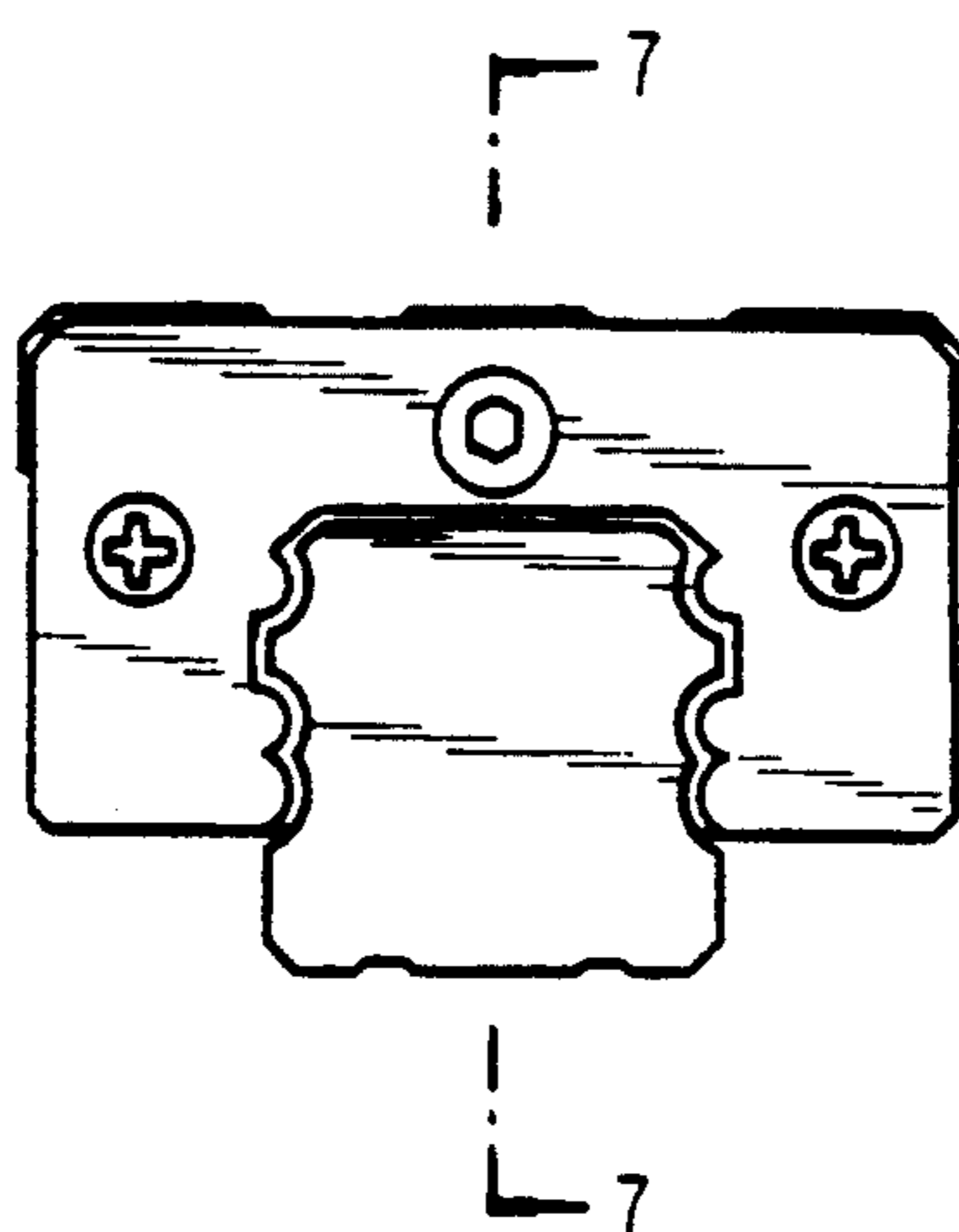


FIG. 2




FIG. 8

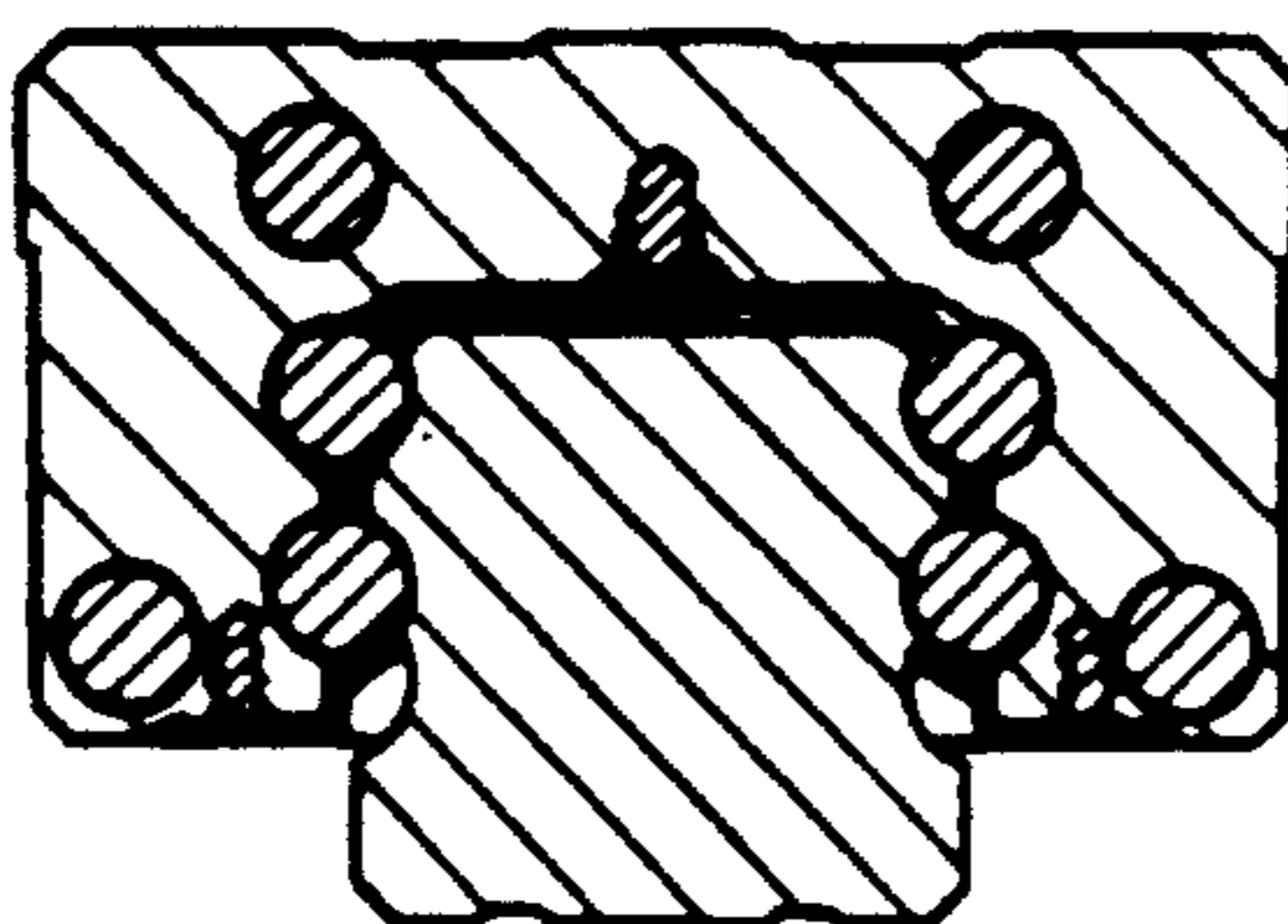


FIG. 3

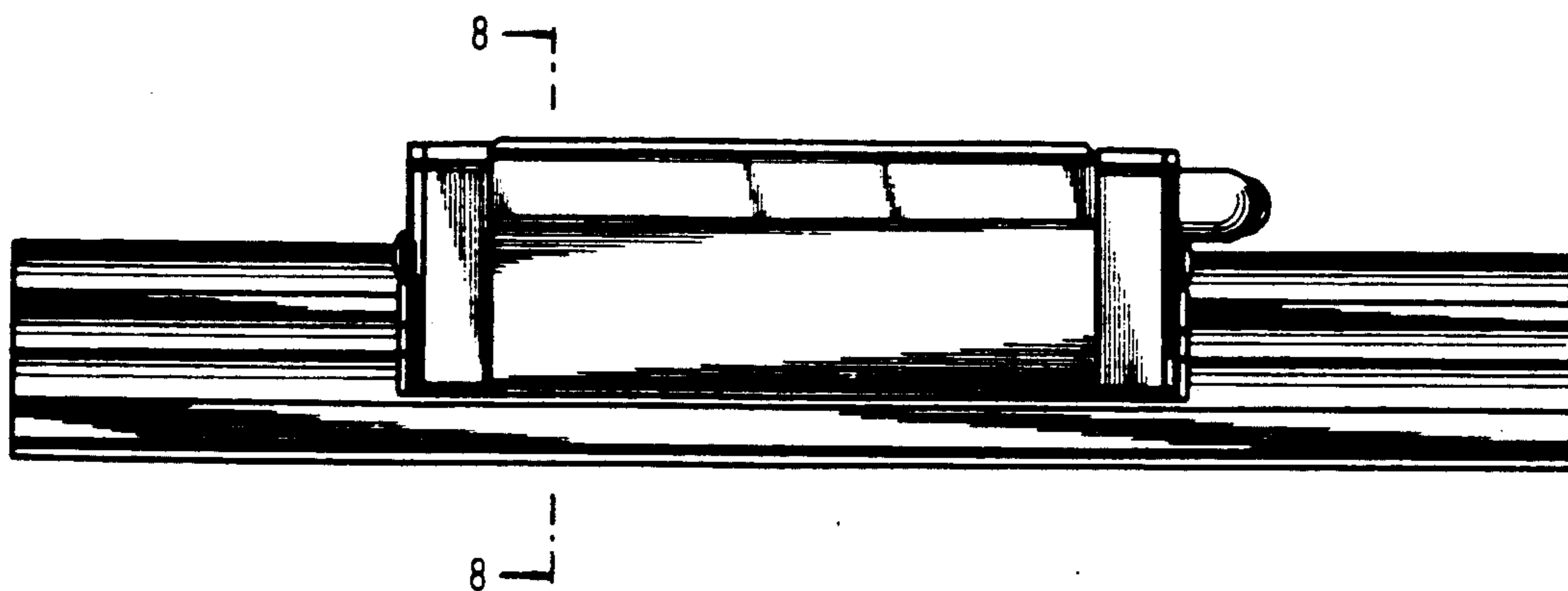


FIG. 4




FIG. 7

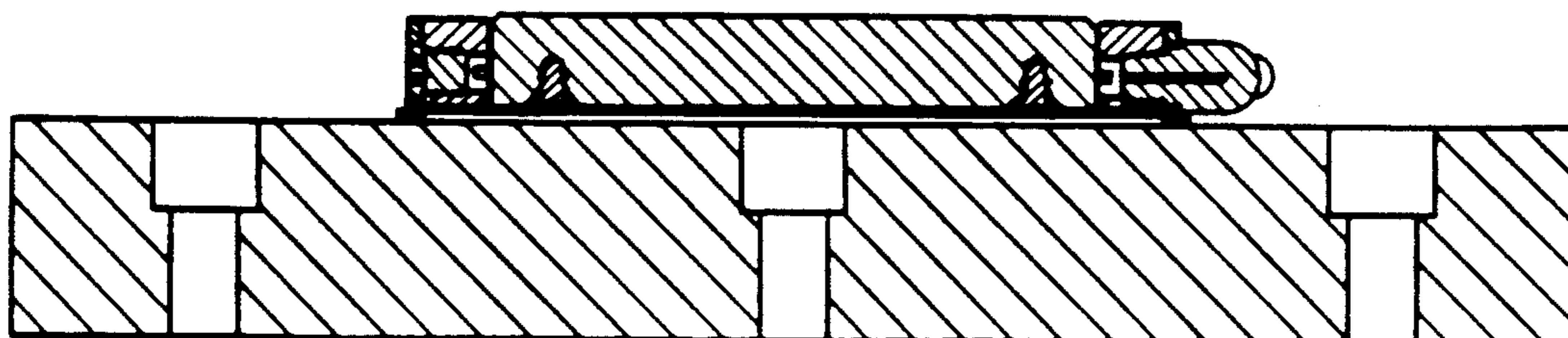


FIG. 5

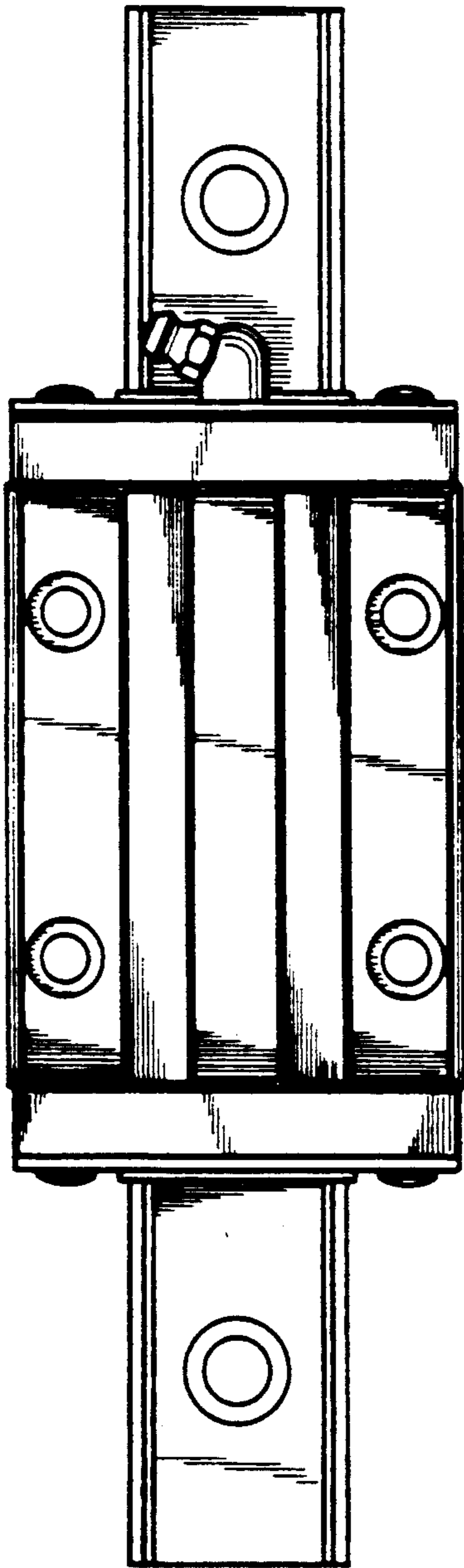


FIG. 6

