



US00D344958S

# United States Patent [19]

[11] Patent Number: **Des. 344,958**

Patterson et al.

[45] Date of Patent: **\*\* Mar. 8, 1994**

## [54] VEHICLE COWLING

[75] Inventors: **Jon M. Patterson**, Wauwatosa, Wis.;  
**James H. Weitz**, Ridgewood, N.J.;  
**Daniel R. Nickles**, Hewitt, N.J.;  
**William E. Crookes**, Waldwick, N.J.

[73] Assignee: **Deere & Company**, Moline, Ill.

[\*\*] Term: **14 Years**

[21] Appl. No.: **828,599**

[22] Filed: **Jan. 31, 1992**

[52] U.S. Cl. .... **D15/17**

[58] Field of Search ..... 56/13.4, 16.7, 17.5,  
56/202, 255, 294, 320.1, 320.2; D15/14-18, 23

## [56] References Cited

### U.S. PATENT DOCUMENTS

D. 213,124	1/1969	Koeber et al. ....	D15/15
D. 227,392	6/1973	Skyer et al. ....	D15/15
D. 248,655	7/1978	Klein .....	D15/15
D. 284,968	8/1986	Watanabe et al. ....	D15/15
D. 293,683	1/1988	Mizushima et al. ....	D15/15
5,171,055	12/1992	Hutchison et al. ....	D15/15

### OTHER PUBLICATIONS

Deere & Company, *John Deere Riding Mowers*, 8 pages, 1991, published in U.S.A.

Deere & Company, *John Deere F700 Series Front Mowers*, 4 pages, 1992, published in U.S.A.

Deere & Company, *John Deere F500 Series Front Mowers*, 8 pages, 1991, published in U.S.A.

Deere & Company, *John Deere Front Mowers F1145/F900 Series*, 8 pages, 1992, published in U.S.A.

Kubota Tractor Corporation, *Kubota Lawn Tractors T1400H/T1600H/T1700HX*, 16 pages, Feb. 1991, published in U.S.A.

American Honda Motor Co. Inc., *Honda Utility Tractor*, 6 pages, 1987, published in U.S.A.

Ford New Holland, Inc., *Ford 8-to 18-hp Lawn, Yard and Garden Tractors, Riding Mowers*, 20 pages, 1989, published in U.S.A.

Ariens Company, *Ariens Tractors*, 16 pages, 1987, published in U.S.A.

The Murray Ohio Manufacturing Company, *The Clear Cut Choice*, 1987, 40 pages, 1987, published in U.S.A.

Ford, *Fact Sheet Ford Riser Mower Tractors*, 2 pages, Jun. 1980, published in U.S.A.

Primary Examiner—Bernard Ansher

Assistant Examiner—Sandra Morris

## [57] CLAIM

The ornamental design for a vehicle cowling, as shown and described.

## DESCRIPTION


FIG. 1 is a left side perspective view of a vehicle cowling, showing our design, the broken lines showing a tractor is for illustrative purposes only and forms no part of the claimed design;

FIG. 2 is a front elevational view thereof;

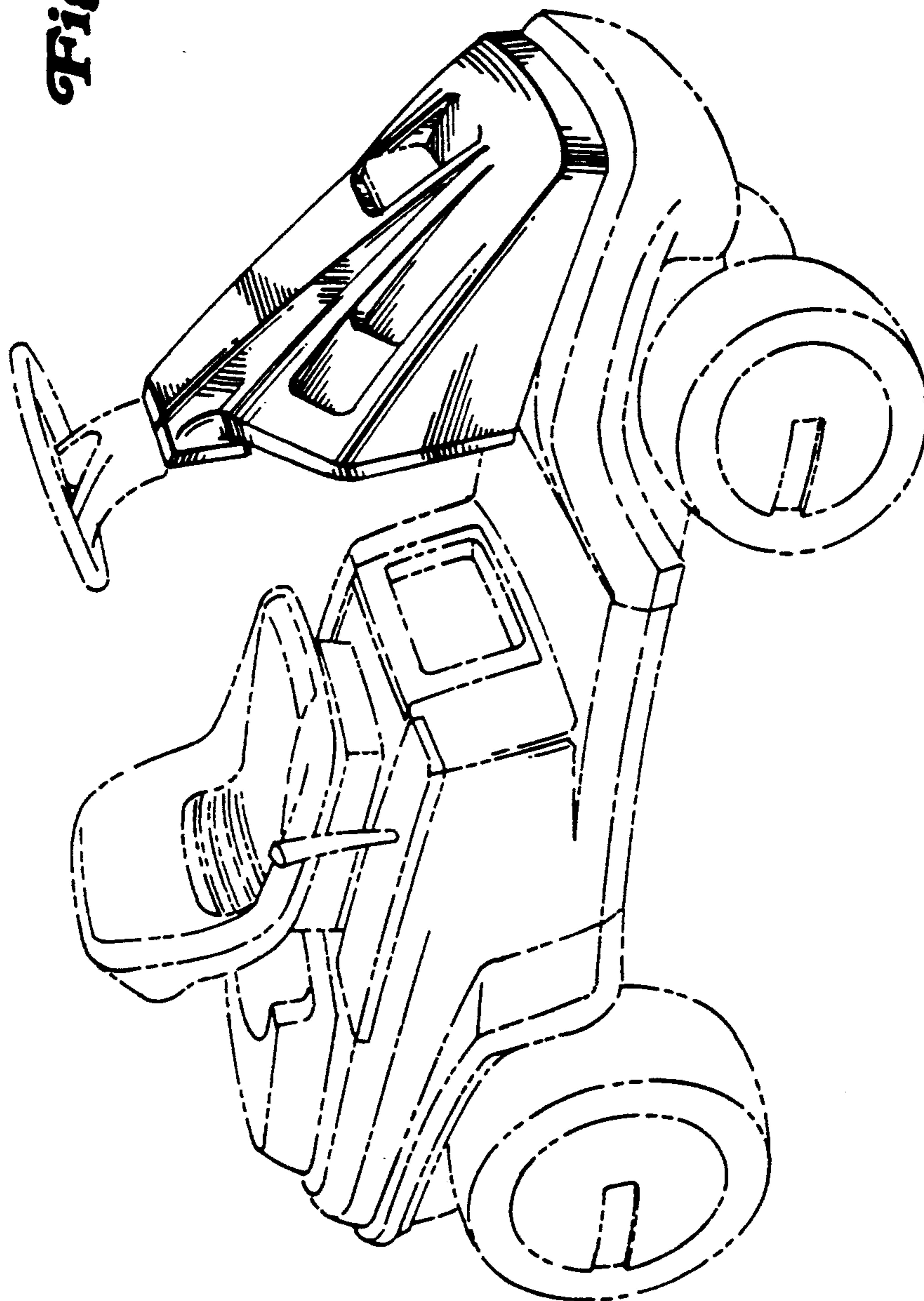
FIG. 3 is a top plan view thereof;

FIG. 4 is a left side elevational view thereof; and,

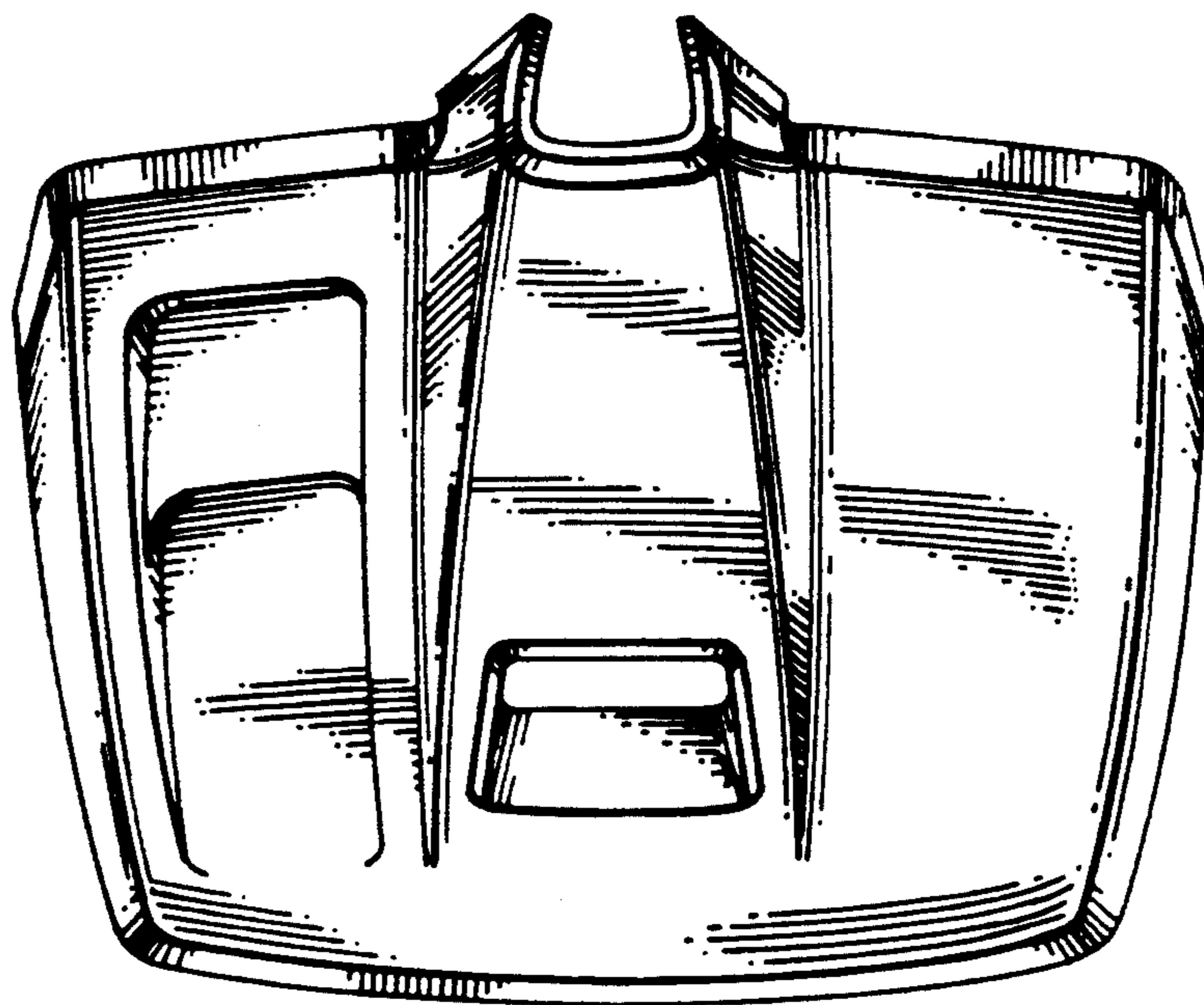
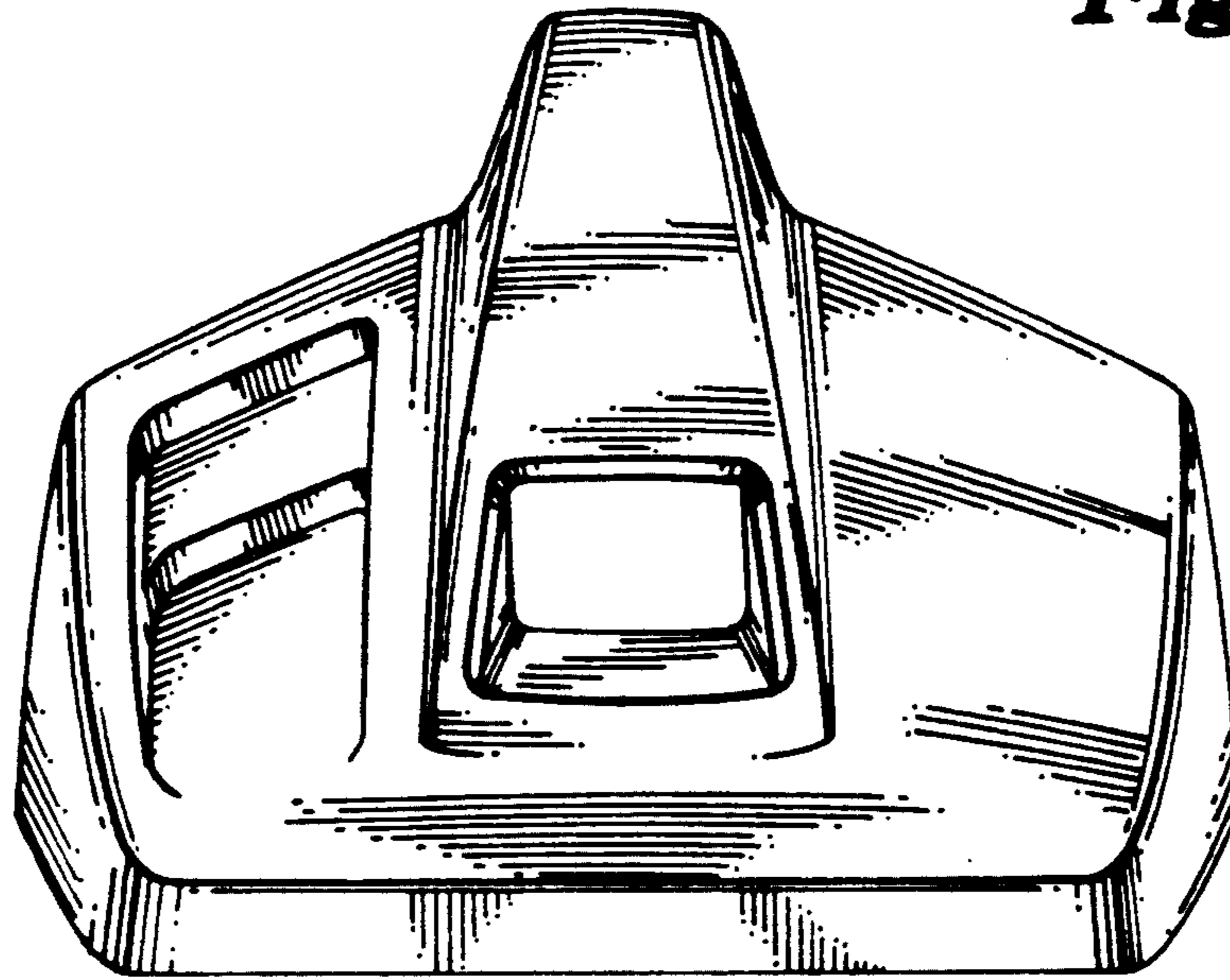
FIG. 5 is a right side elevational view thereof.



**Fig. 1**

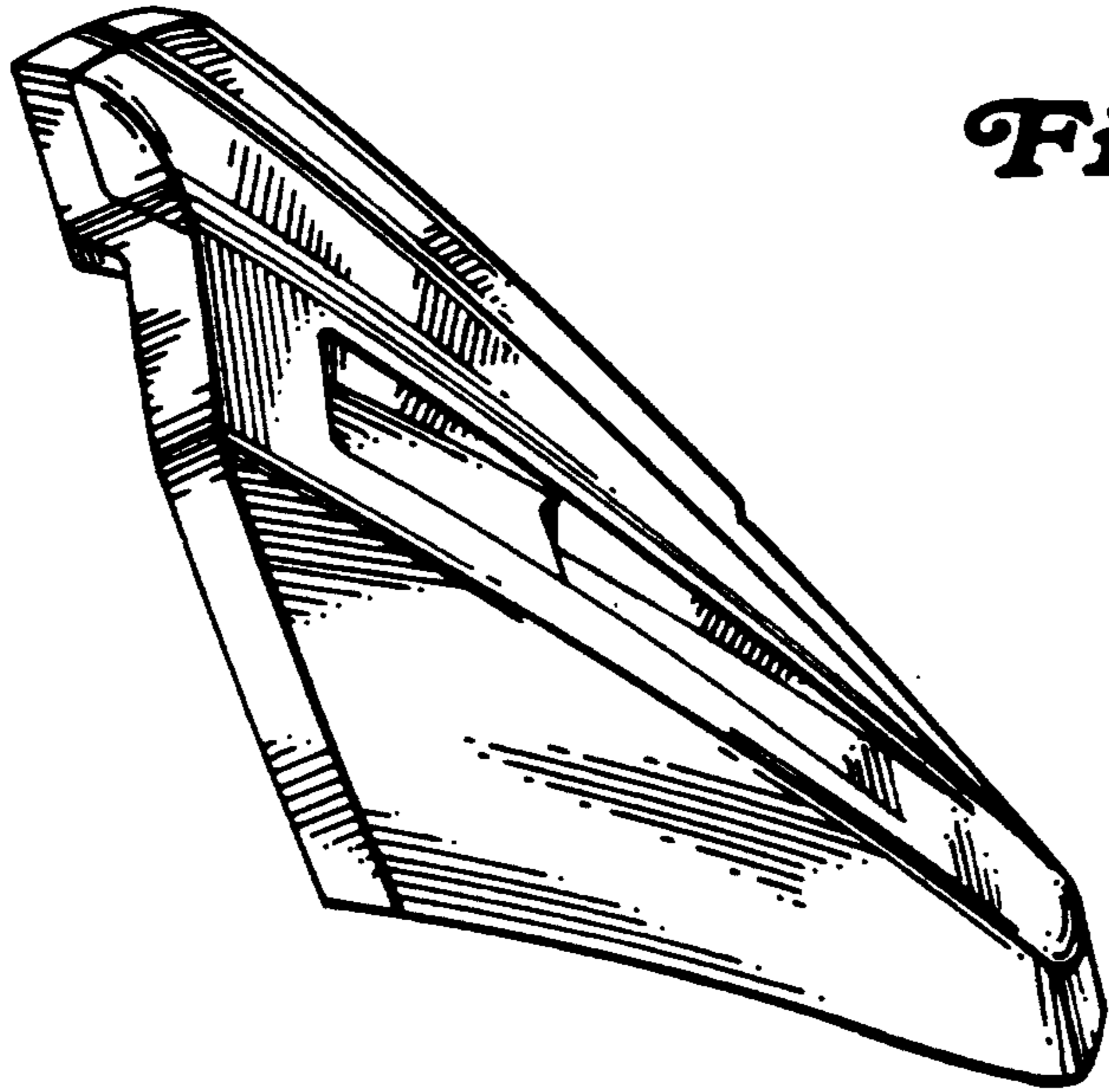


*Fig. 2*

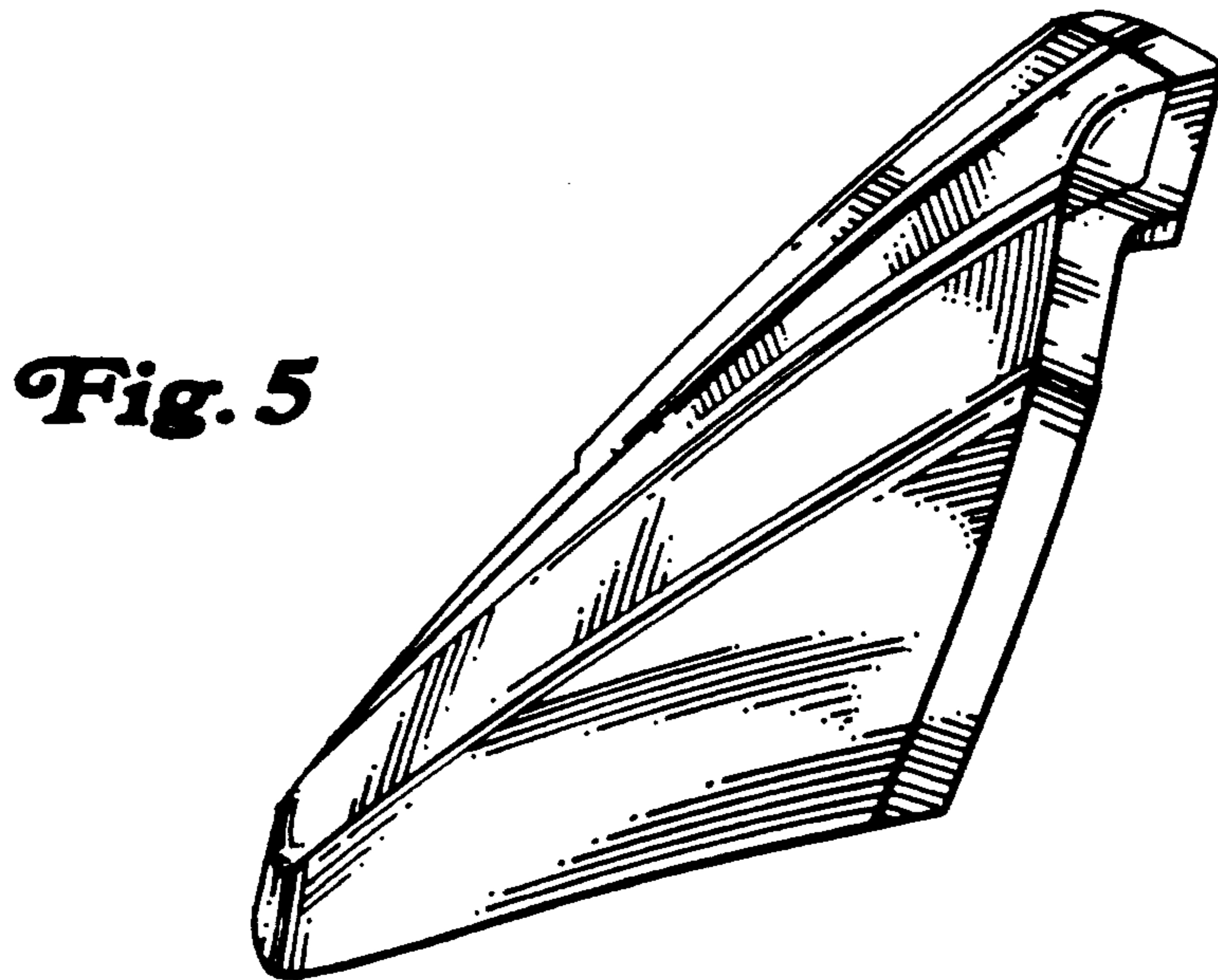


*Fig. 3*





**Fig. 4**



**Fig. 5**