



US00D344951S

United States Patent [19] Christie

[11] Patent Number: **Des. 344,951**
[45] Date of Patent: **** Mar. 8, 1994**

[54] **SPEAKER CABINET**

[75] Inventor: **Cary L. Christie**, Bell Canyon, Calif.

[73] Assignee: **Infinity Systems, Inc.**, Chatsworth, Calif.

[**] Term: **14 Years**

[21] Appl. No.: **813,410**

[22] Filed: **Dec. 19, 1991**

[52] U.S. Cl. **D14/216**

[58] Field of Search 181/144, 148, 150, 153,
181/157, 199; 381/189; D14/204, 210, 216

[56] **References Cited**

U.S. PATENT DOCUMENTS

- D. 217,354 4/1970 Lane D14/212
- D. 228,920 10/1973 Iida D14/214
- D. 292,702 11/1987 White et al. D14/212
- D. 303,970 10/1989 Collins et al. D14/204

D. 315,562 3/1991 Brown D14/216

FOREIGN PATENT DOCUMENTS

0821054 11/1951 Fed. Rep. of Germany 181/153

Primary Examiner—Bernard Ansher

Assistant Examiner—Sandra Morris

Attorney, Agent, or Firm—Jones, Day, Reavis & Pogue

[57] **CLAIM**

The ornamental design for a speaker cabinet, as shown and described.

DESCRIPTION

FIG. 1 is a top plan view of a speaker cabinet, showing my new design;

FIG. 2 is a front elevational view thereof;

FIG. 3 is a perspective view showing the side, front, and top of the speaker cabinet; and,

FIG. 4 is a perspective view showing the side, rear, and bottom of the speaker cabinet.

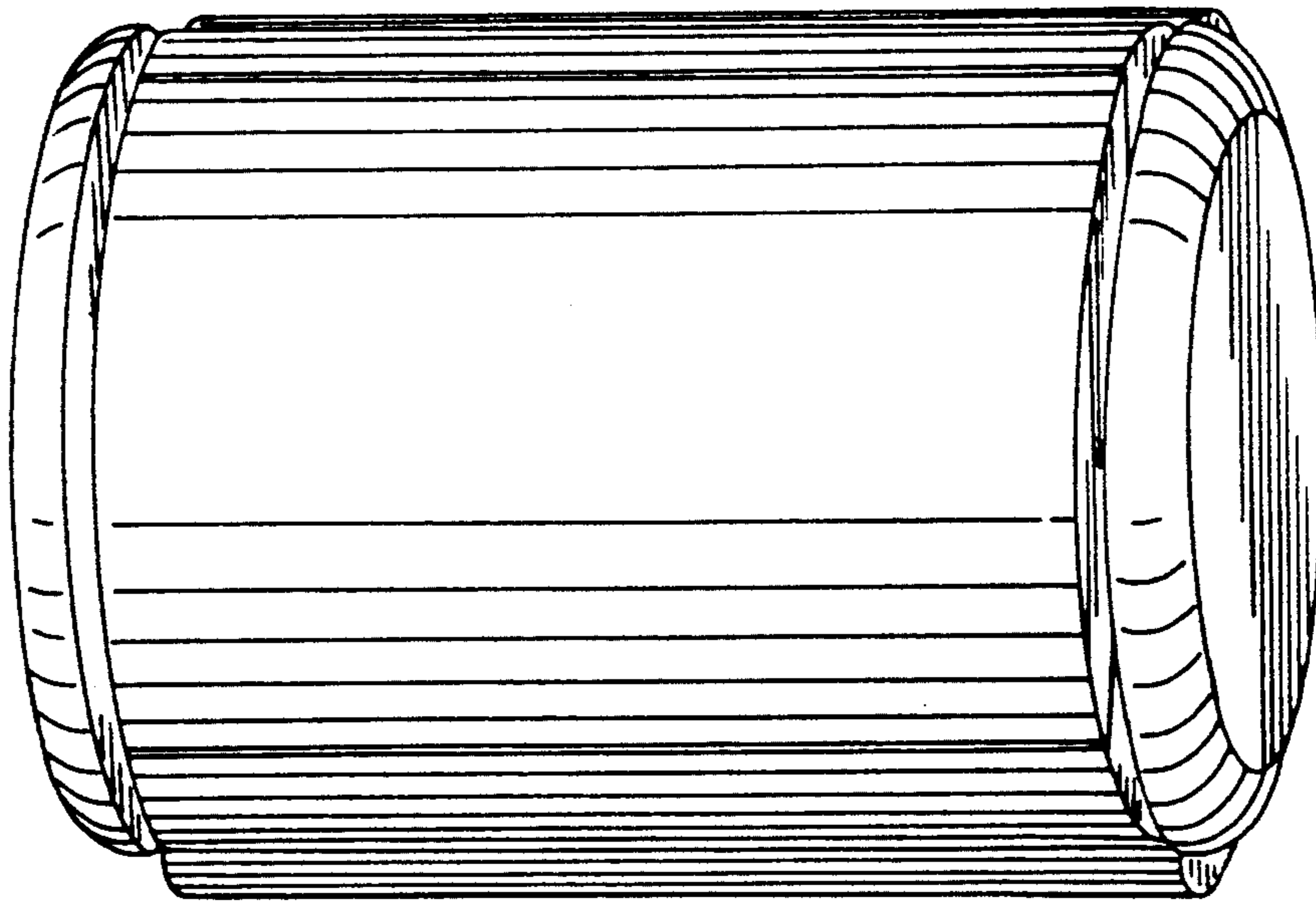


FIG. 2




FIG. 1

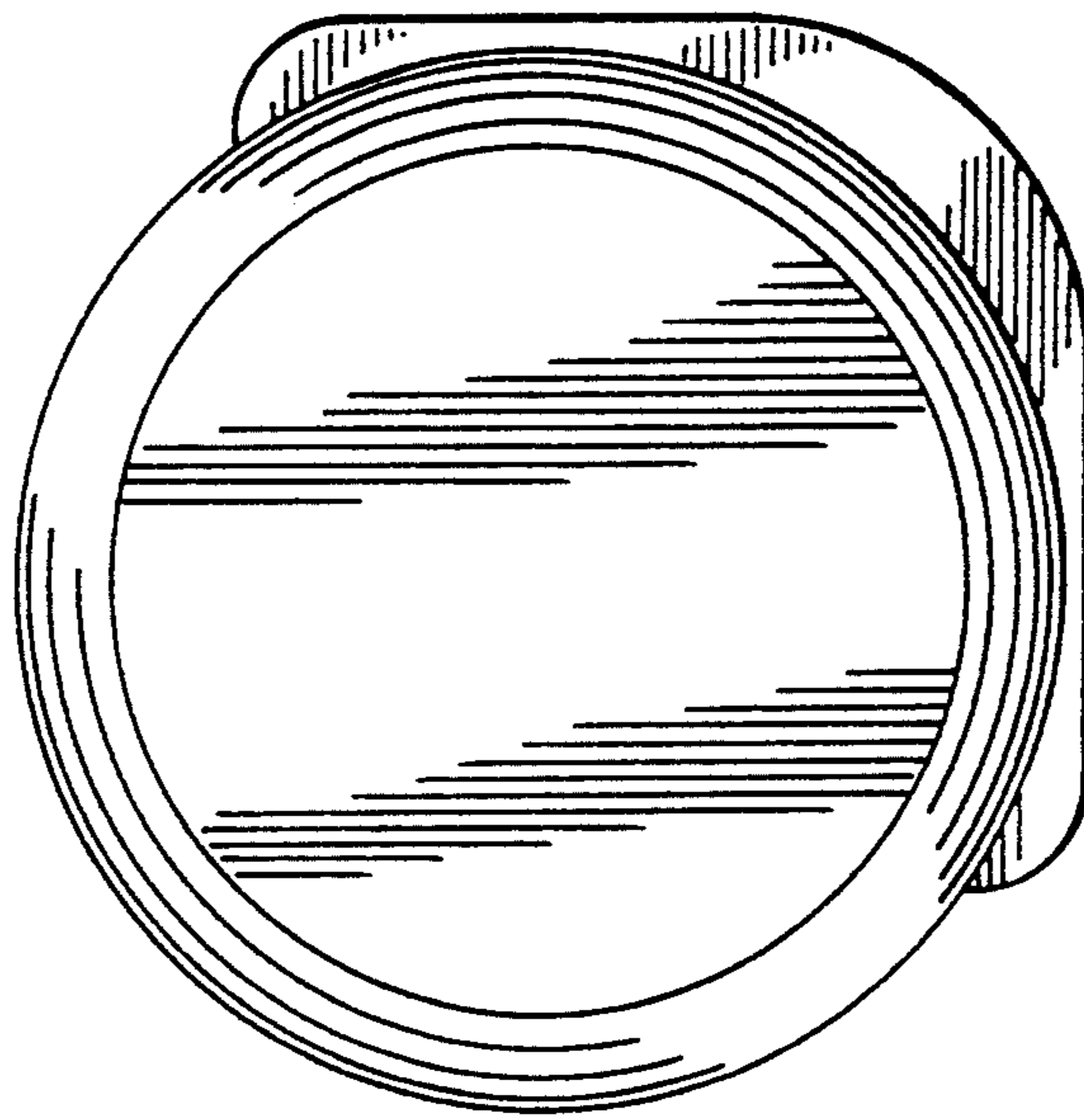


FIG. 4

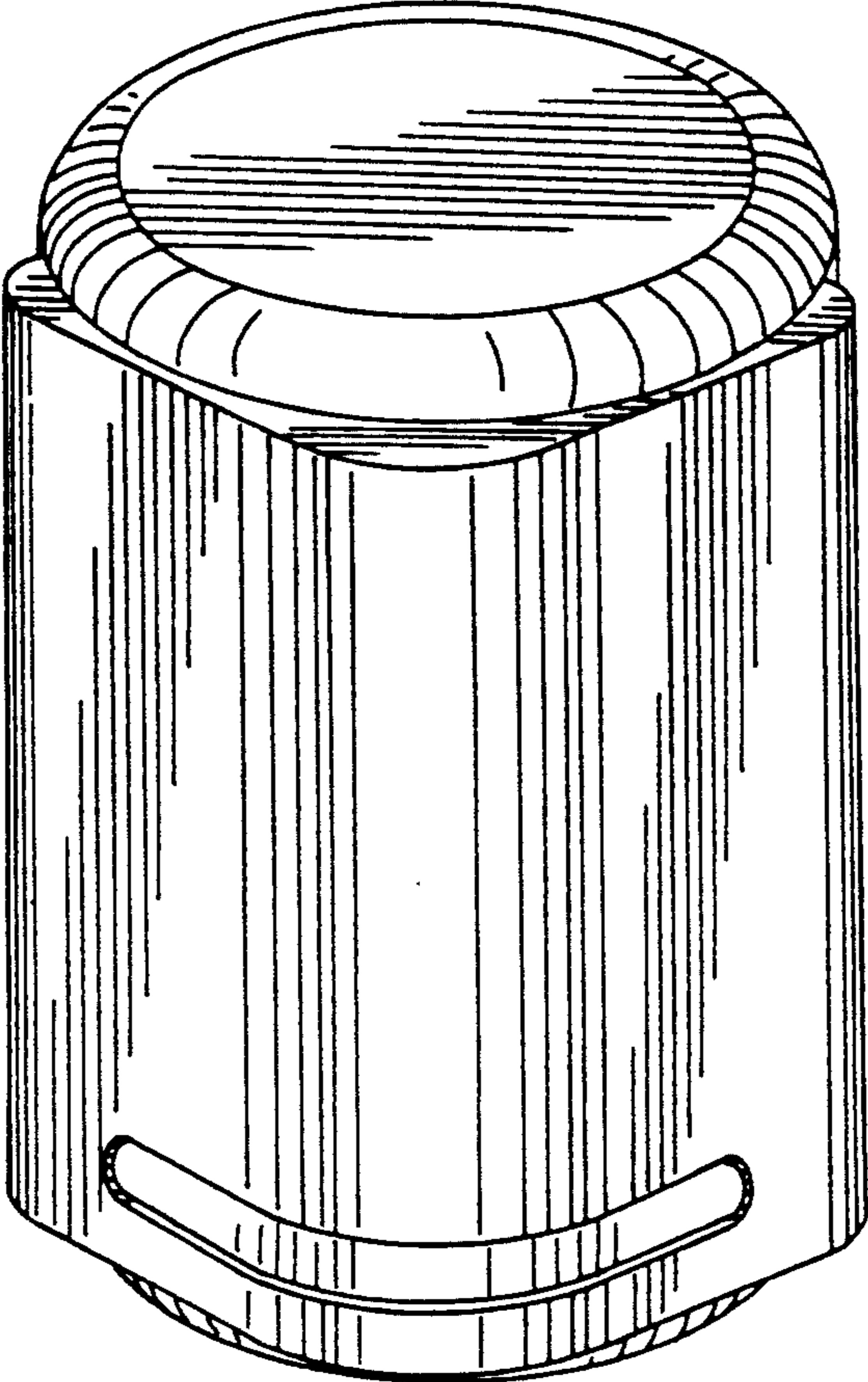


FIG. 3

