



US00D344943S

**United States Patent** [19]

[11] **Patent Number: Des. 344,943**

**Kajita et al.**

[45] **Date of Patent: \*\* Mar. 8, 1994**

[54] **PORTABLE RADIO TELEPHONE**

[75] **Inventors: Takashi Kajita, Takaidohigashi; Takaharu Ando, Ryugasaki; Tadao Nakamura, Yokohama; Masahiko Happo, Tokyo, all of Japan**

[73] **Assignee: Kabushiki Kaisha Toshiba, Kawasaki, Japan**

[\*\*] **Term: 14 Years**

[21] **Appl. No.: 948,857**

[22] **Filed: Sep. 15, 1992**

[52] **U.S. Cl. .... D14/138**

[58] **Field of Search ..... 379/58-61, 379/433, 434, 419, 428, 440; D14/137, 138, 140, 142, 147, 148, 149-151, 240, 241, 247, 248**

[56] **References Cited**

**U.S. PATENT DOCUMENTS**

D. 282,364	1/1986	Takahashi et al. ....	D14/138
D. 314,573	2/1991	Kobayashi et al. ....	D14/147 X
D. 326,452	5/1992	Roegner .....	D14/138
D. 336,472	6/1993	Lin .....	D14/138
D. 337,326	7/1993	Kim .....	D14/147
4,885,797	12/1989	Leather et al. ....	D14/138

**OTHER PUBLICATIONS**

Korean Official Gazette No. 99988 published Mar. 16, 1990.

Japanese Official Gazette No. 761032 published May 2, 1989.

Japanese Official Gazette No. 709324 published Jul. 16, 1987.

U.S. Pat. No. Des. 321,183 published Oct. 29, 1991.

Swedish Official Gazette No. Mans nr 90-0290 published Nov. 14, 1990.

*Primary Examiner*—Alan P. Douglas

*Assistant Examiner*—Jeffrey Asch

*Attorney, Agent, or Firm*—Oblon, Spivak, McClelland, Maier & Neustadt

[57] **CLAIM**

The ornamental design for a portable radio telephone, as shown.

**DESCRIPTION**

FIG. 1 is a front, bottom, and left side perspective view of a portable radio telephone showing our new design, the broken line showing of displayed characters being for illustrative purposes only;

FIG. 2 is a front elevational view thereof;

FIG. 3 is a top plan view thereof;

FIG. 4 is a bottom plan view thereof;

FIG. 5 is a left side elevational view thereof;

FIG. 6 is a right side elevational view thereof; and,

FIG. 7 is a rear elevational view thereof.

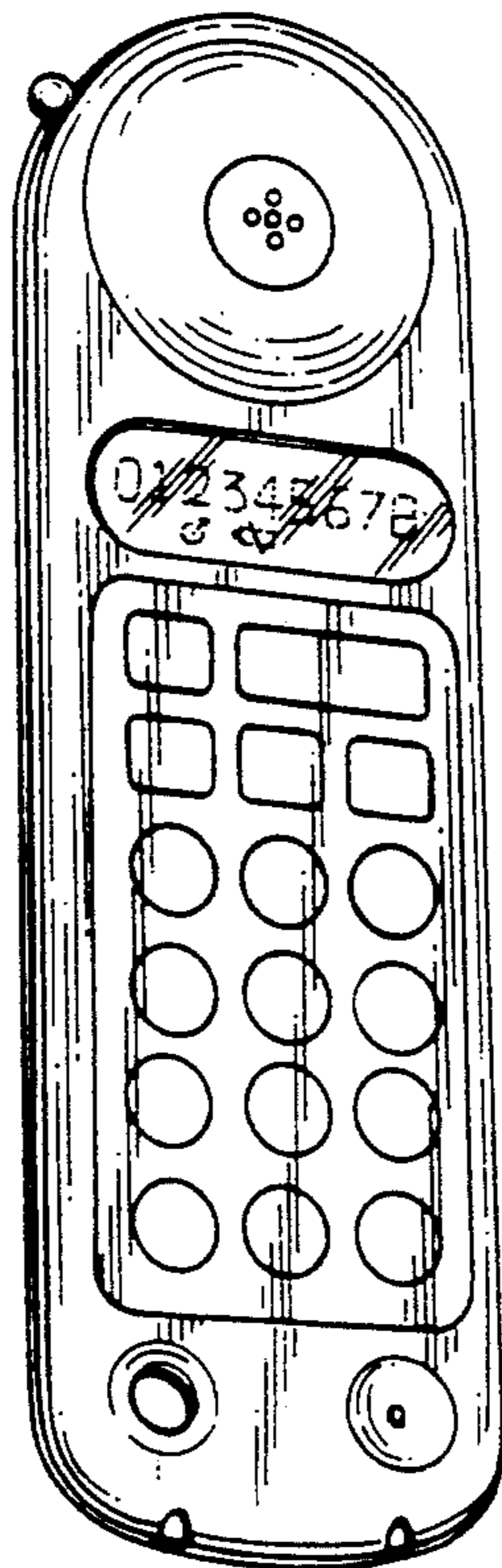


FIG. 1

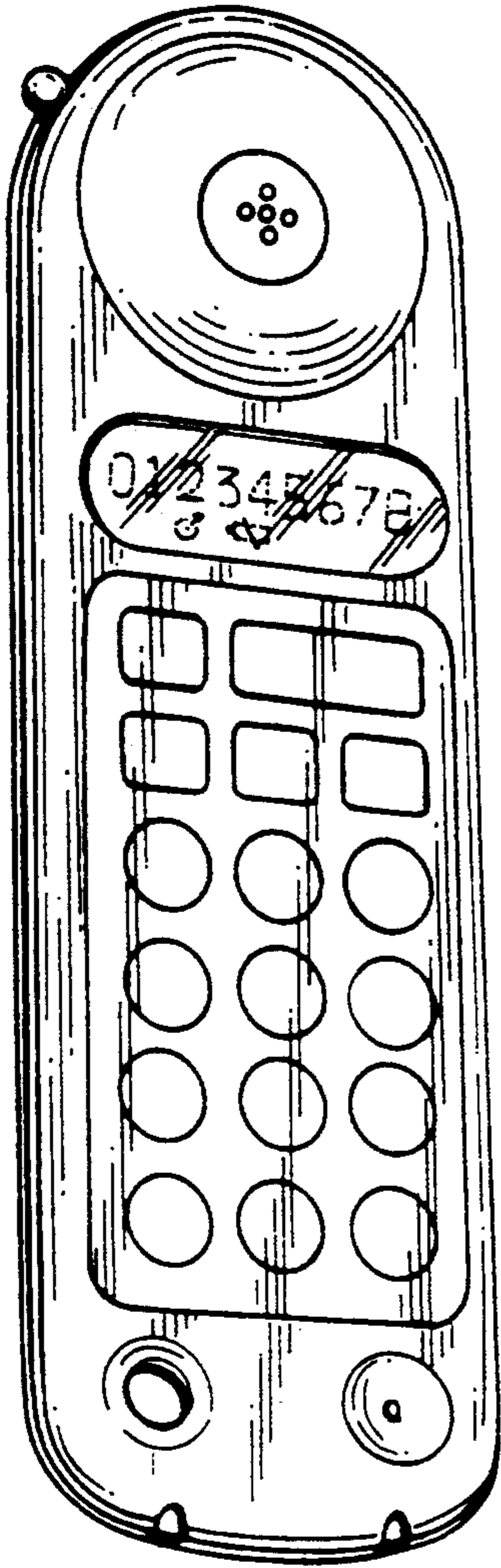


FIG. 2

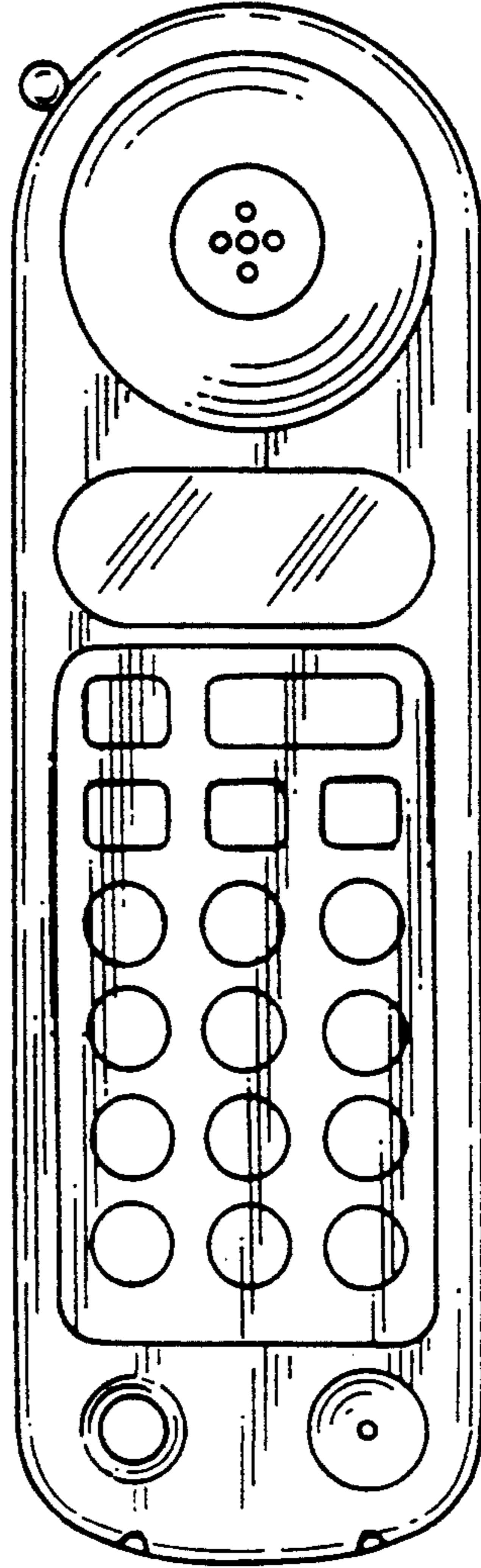


FIG. 3



FIG. 4




FIG. 5

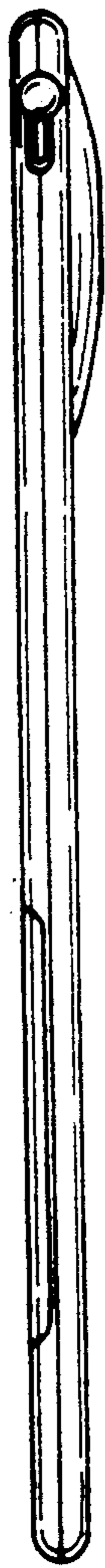


FIG. 6



FIG. 7

