



US00D344913S

# United States Patent [19]

[11] Patent Number: **Des. 344,913**

Fetterman et al.

[45] Date of Patent: **\*\* Mar. 8, 1994**

- [54] **RAILWAY GONDOLA CAR**
- [75] Inventors: **Donald B. Fetterman, Arlington;**  
**Stephen W. Smith, Dallas, both of**  
**Tex.**
- [73] Assignee: **Trinity Industries, Inc., Dallas, Tex.**
- [\*\*] Term: **14 Years**
- [21] Appl. No.: **2,354**
- [22] Filed: **Dec. 9, 1992**

3,713,400	1/1973	Teoli .....	105/406.1
3,964,399	6/1976	Miller et al. ....	105/406.1
4,212,252	7/1980	Hart et al. ....	105/406.1
4,254,714	3/1981	Heap .....	105/406.1
4,361,097	11/1982	Jones et al. ....	105/406.1
4,617,868	10/1986	Wahlstrom et al. ....	105/282
4,637,320	1/1987	Paton et al. ....	105/406.1
4,911,082	3/1990	Richmond .....	105/406.1
4,930,427	6/1990	Ritter et al. ....	105/406.1
5,178,074	1/1993	Fetterman et al. ....	105/406.1

### Related U.S. Application Data

- [63] Continuation-in-part of Ser. No. 795,495, Nov. 21, 1991, Pat. No. 5,178,074.
- [52] U.S. Cl. .... **D12/41**
- [58] Field of Search ..... 105/406.1, 247, 248,  
105/249, 359, 360; D12/39

### References Cited

#### U.S. PATENT DOCUMENTS

45,834	1/1865	Keeler .....	105/259
719,868	2/1903	Randel .....	105/248
1,054,087	2/1913	Campbell .....	105/243
1,069,763	8/1913	Campbell .....	105/243
1,412,660	4/1922	Kuehner .....	105/249
1,434,517	11/1922	Wingert .....	105/247
1,627,256	5/1927	Smith .....	105/248
3,376,832	4/1968	Flowers .....	105/364
3,474,740	10/1969	Varnes .....	105/360

### FOREIGN PATENT DOCUMENTS

1242683 12/1959 France .

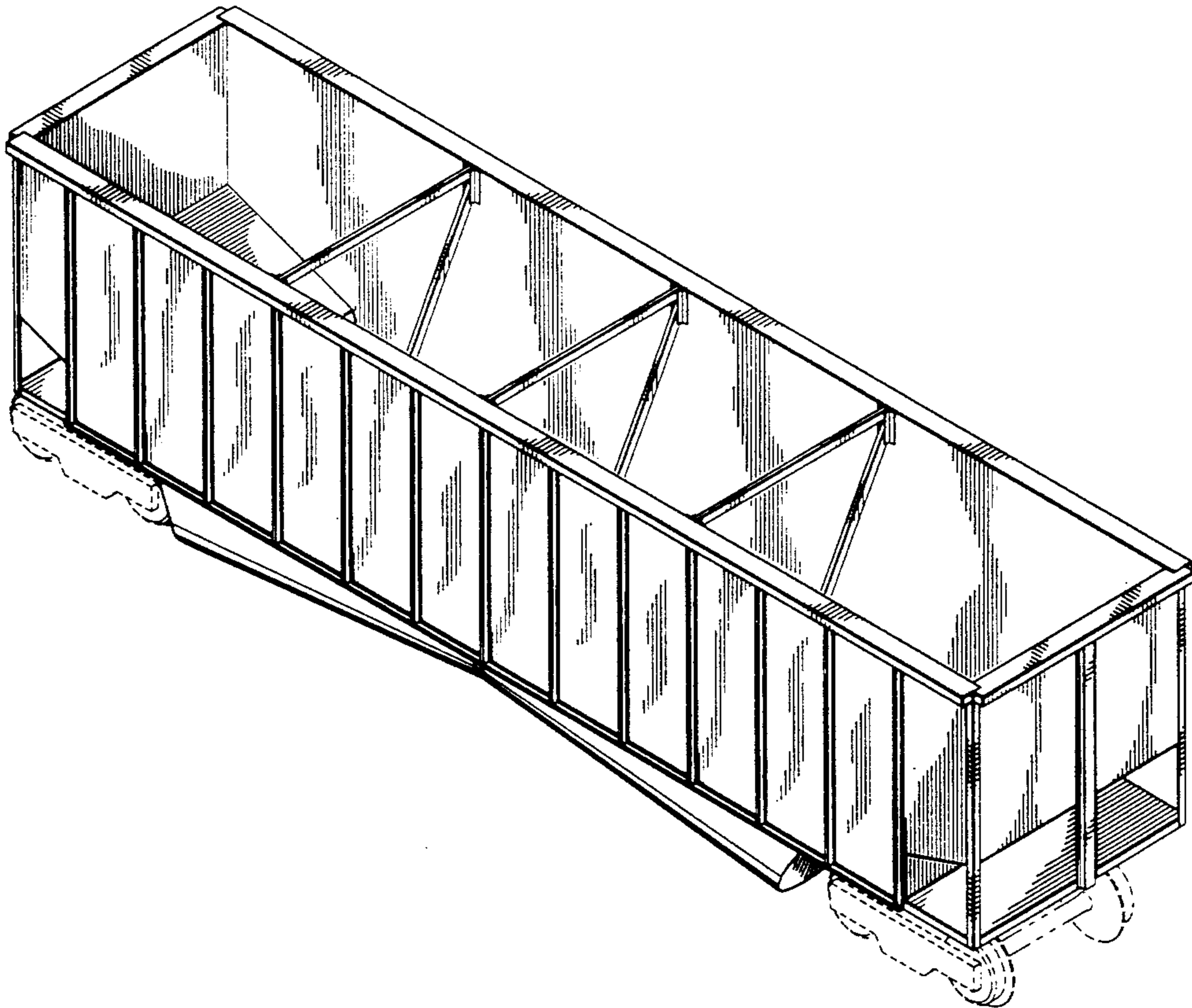
*Primary Examiner*—Wallace R. Burke  
*Assistant Examiner*—M. Brown  
*Attorney, Agent, or Firm*—Baker & Botts

### [57] CLAIM

The ornamental design for a railway gondola car, as shown.

### DESCRIPTION

FIG. 1 is a perspective view of the railway gondola car, showing our new design;  
 FIG. 2 is a right side elevational view thereof, the left side elevational view being a mirror image thereof;  
 FIG. 3 is a top plan view thereof;  
 FIG. 4 is a bottom view thereof; and,  
 FIG. 5 is an end elevational view thereof.  
 The broken lines are for illustrative purposes only and form no part of the claimed design.



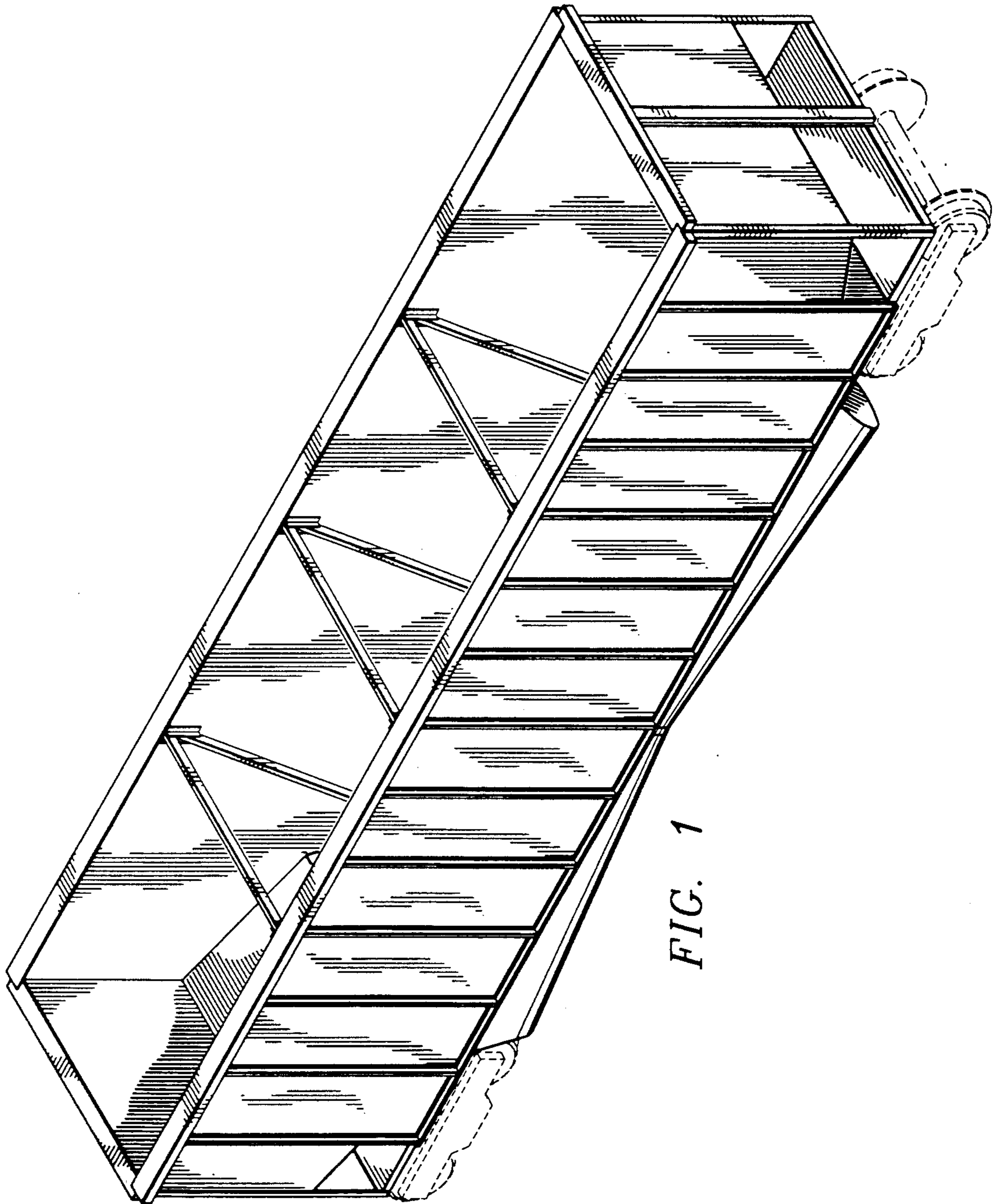


FIG. 1

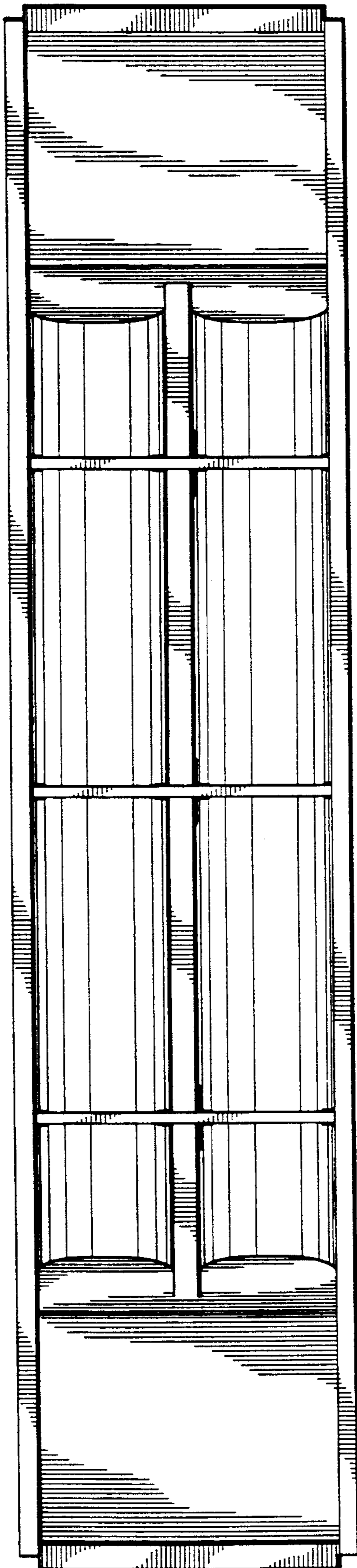


FIG. 3

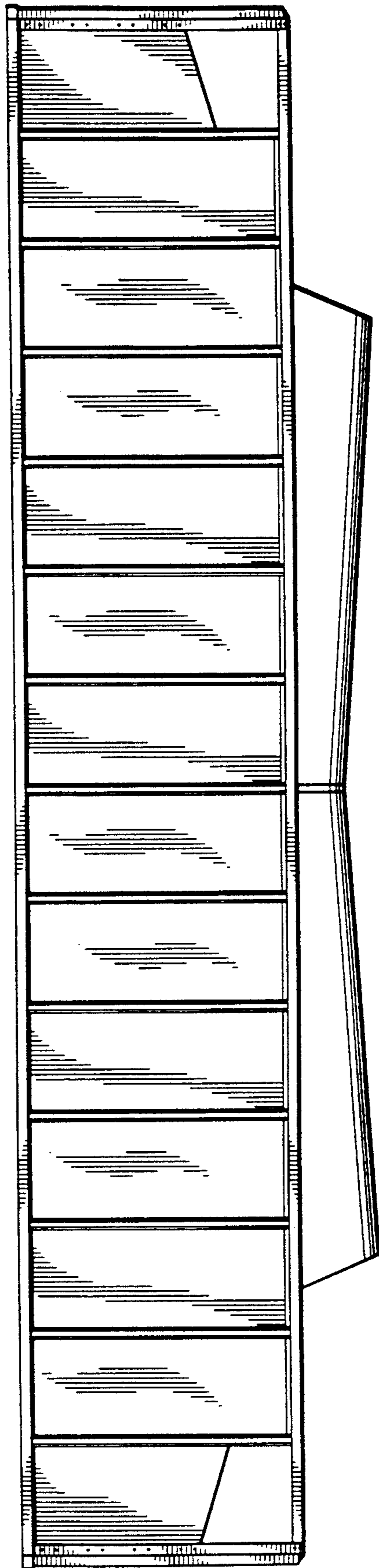


FIG. 2

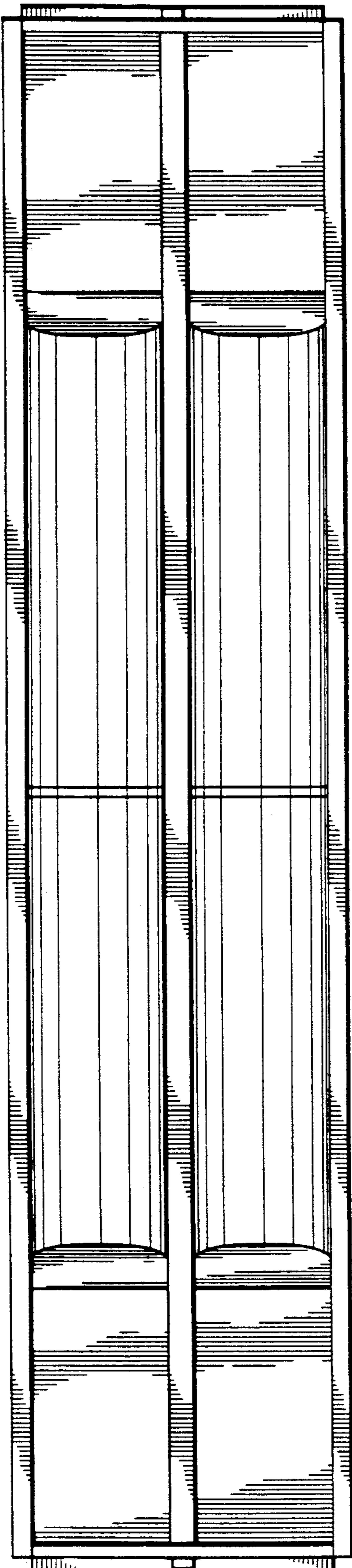


FIG. 4

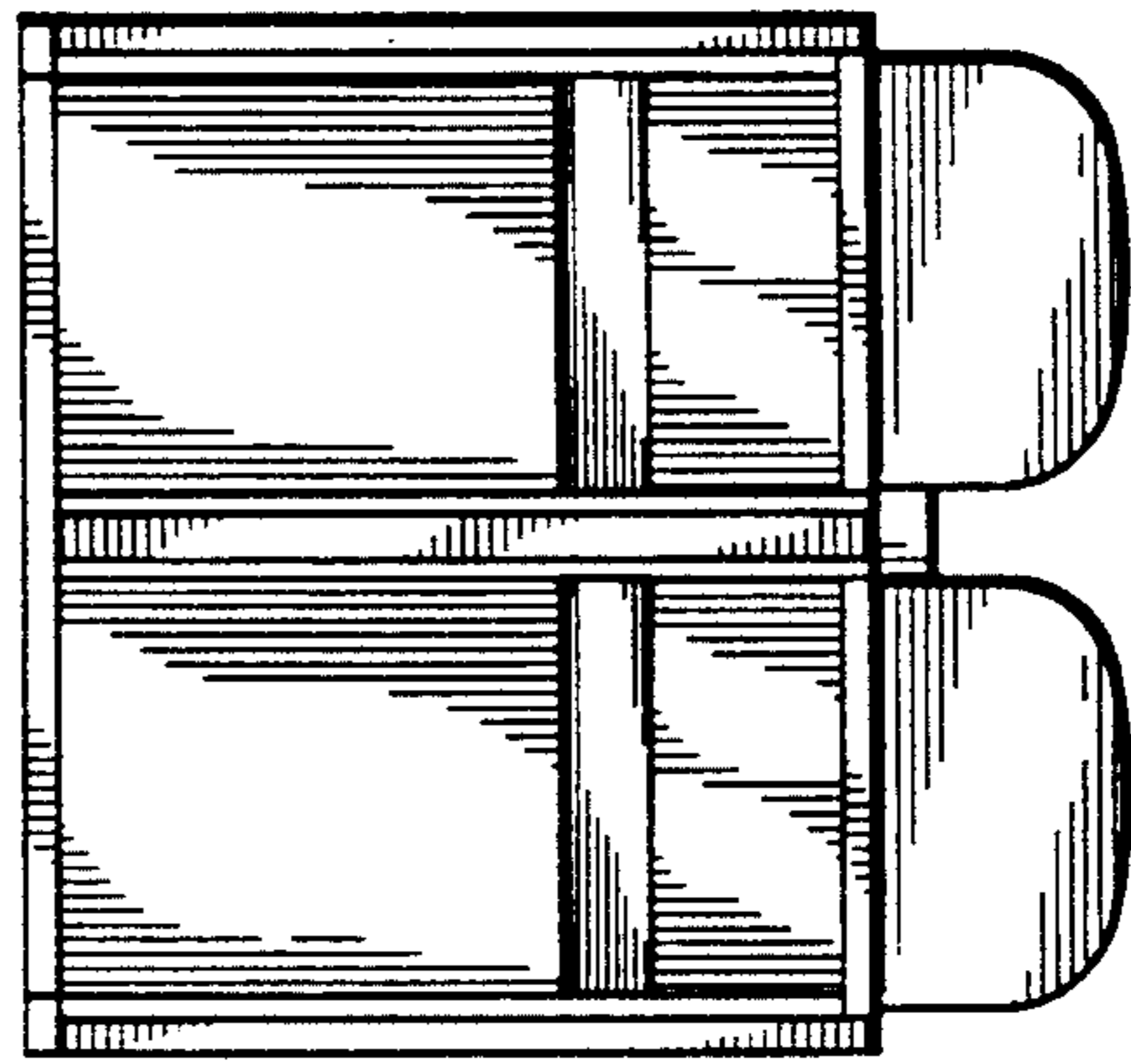


FIG. 5