



US00D344903S

United States Patent [19]

[11] Patent Number: Des. 344,903

Gampp, Jr. et al.

[45] Date of Patent: ** Mar. 8, 1994

[54] **BIPOLAR PROBE**

4,568,444 2/1986 Nakamura et al. 204/416 X

[75] Inventors: **Kurt W. Gampp, Jr.**, Ellisville; **Gregg D. Scheller**, Chesterfield, both of Mo.

Primary Examiner—Alan P. Douglas

Assistant Examiner—Antoine D. Davis

[73] Assignee: **Surgical Technologies, Inc.**, St. Louis, Mo.

Attorney, Agent, or Firm—Polster, Lieder, Woodruff & Lucchesi

[**] Term: **14 Years**

[57] **CLAIM**

[21] Appl. No.: **1,926**

The ornamental design for a bipolar probe, as shown and described.

[22] Filed: **Nov. 25, 1992**

DESCRIPTION

[52] U.S. Cl. **D10/78**

[58] Field of Search 324/72.5, 158 P, 15 F;
439/481, 482; 606/4, 5, 6; 128/898, 899;
D10/80; D24/150

FIG. 1 is a perspective view of a bipolar probe showing our new design;

FIG. 2 is a top plan view thereof;

FIG. 3 is a bottom plan view thereof;

FIG. 4 is a left side elevational view thereof;

FIG. 5 is a right side elevational view thereof;

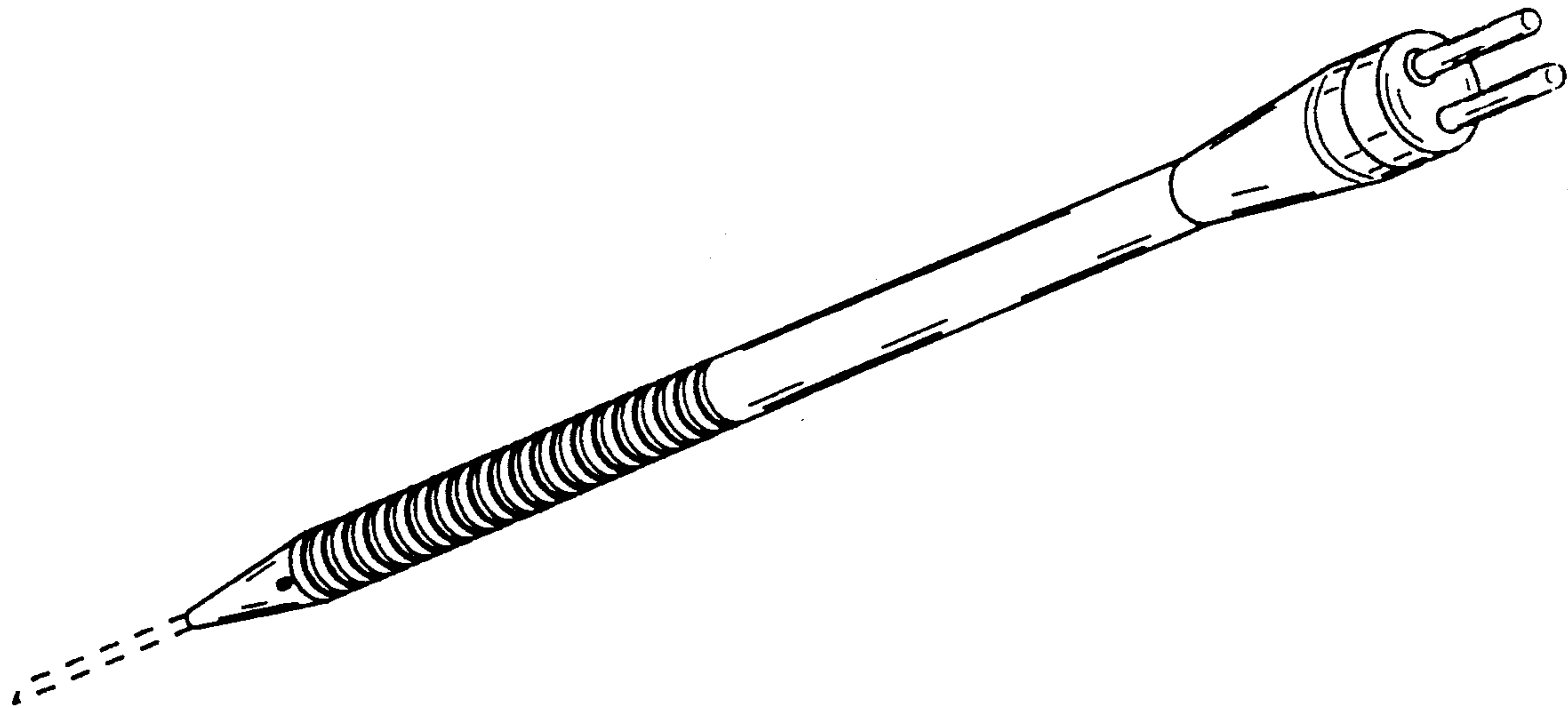
FIG. 6 is a rear elevational view thereof; and,

FIG. 7 is a front elevational view thereof.

[56] **References Cited**

U.S. PATENT DOCUMENTS

D. 311,346 10/1990 Gross D10/80



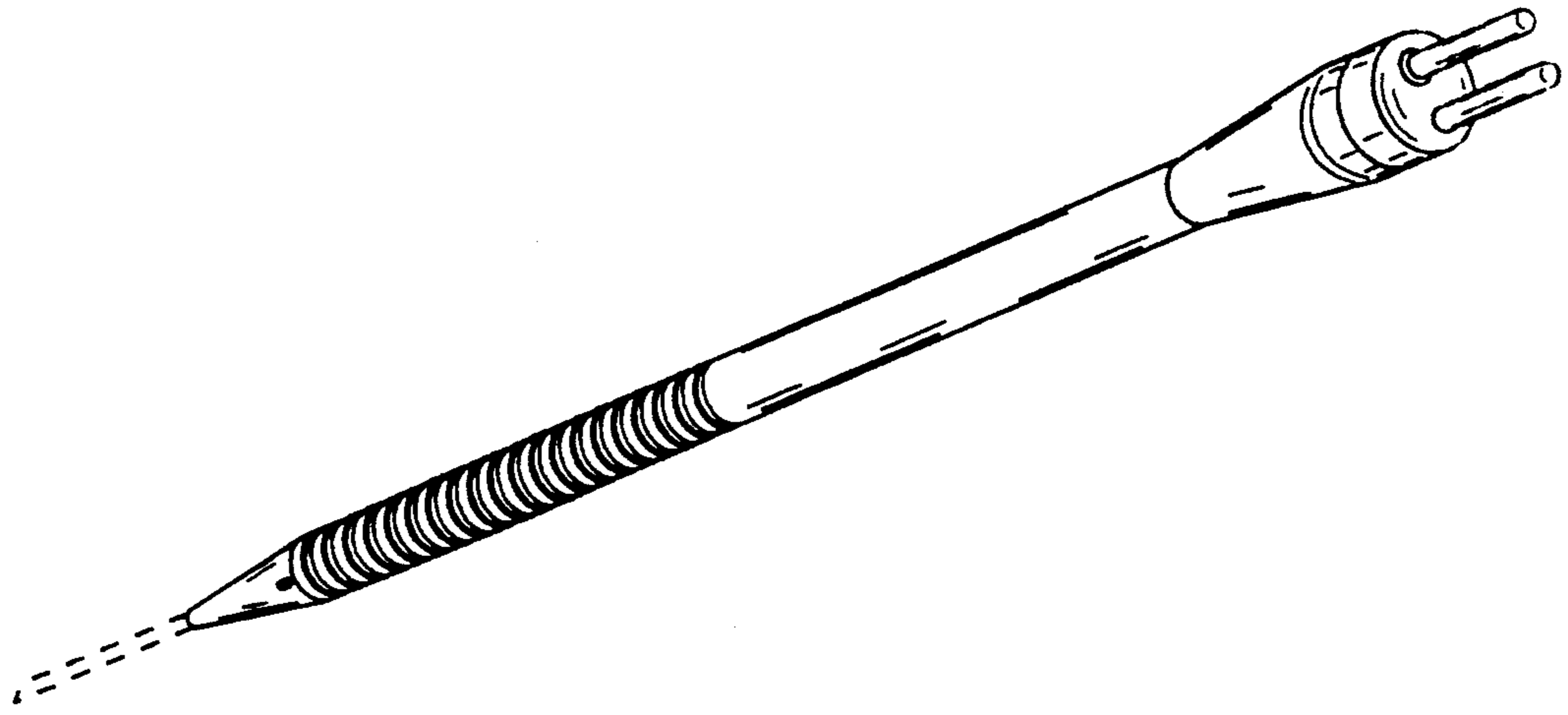


FIG. 1



FIG. 2

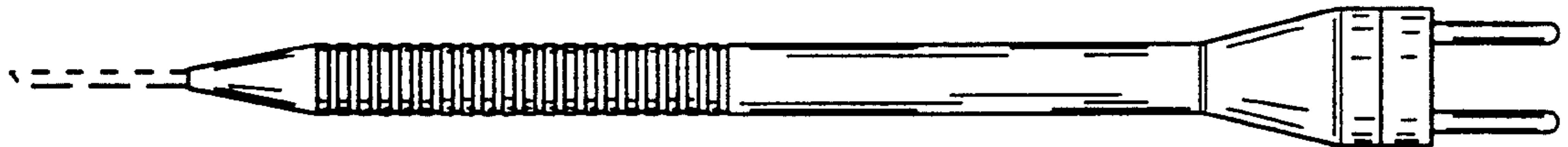


FIG. 3

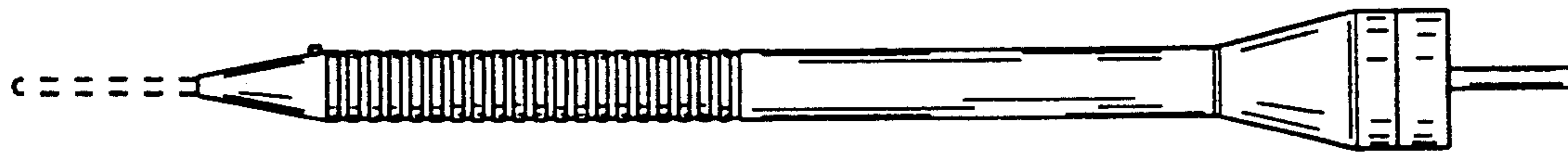


FIG. 4

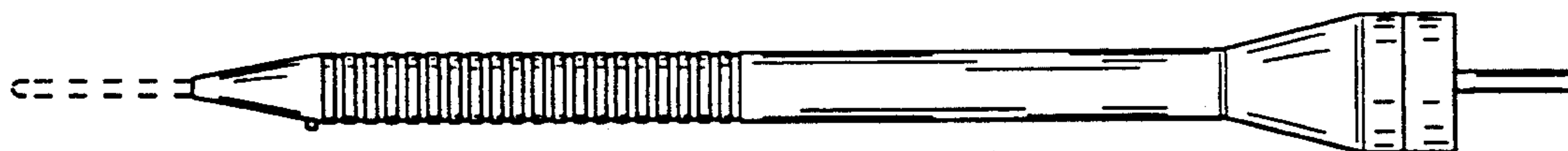


FIG. 5

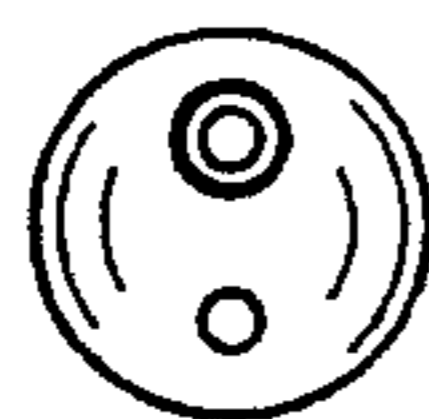


FIG. 6

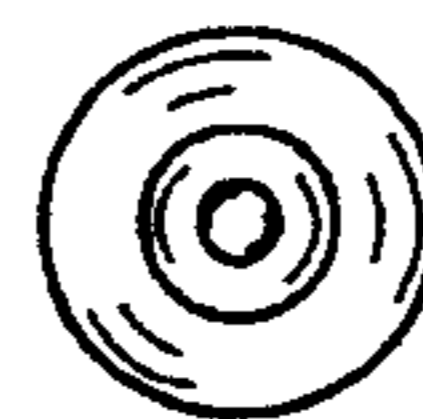


FIG. 7