



US00D344866S

# United States Patent [19]

[11] Patent Number: **Des. 344,866**

Lee

[45] Date of Patent: **\*\* Mar. 8, 1994**

[54] DECORATIVE END FRAME FOR A BED

[76] Inventor: **Yuk-Ching Lee**, No. 115,  
Chung-Tai-Tung Rd., N. Dist.,  
Taichung City, Taiwan

[\*\*] Term: **14 Years**

[21] Appl. No.: **881,123**

[22] Filed: **May 11, 1992**

[52] U.S. Cl. .... **D6/507; D6/508**

[58] Field of Search ..... **D6/382-384,**  
**D6/388-395, 505-508; 5/279.1-281, 414, 416,**  
**905, 53.1**

[56] **References Cited**

**U.S. PATENT DOCUMENTS**

D. 29,552	10/1898	Kimball	.....	D6/505
D. 34,191	3/1901	Frank	.....	106/507
D. 286,347	10/1986	Porro	.....	D6/507
D. 328,540	8/1992	Ma	.....	D6/506 X

**OTHER PUBLICATIONS**

*Furniture Today*, Apr. 10, 1989, p. 130, Bed at top left.  
*Spiegel-Spring* 1983, p. 261, Headboard.


*Primary Examiner*—Nelson C. Holtje  
*Assistant Examiner*—J. E. Seeger  
*Attorney, Agent, or Firm*—Brumbaugh, Graves,  
Donohue & Raymond

[57] **CLAIM**

The ornamental design for decorative end frame for a bed, as shown and described.

**DESCRIPTION**

FIG. 1 is a perspective view of decorative end frame for a bed showing my new design;  
FIG. 2 is a front elevational view thereof;  
FIG. 3 is a rear elevational view thereof;  
FIG. 4 is a left side elevational view thereof;  
FIG. 5 is a right side elevational view thereof;  
FIG. 6 is a top plan view thereof; and,  
FIG. 7 is a bottom plan view thereof.






FIG. 1




FIG. 2



FIG. 3



FIG. 4



FIG. 5




FIG. 6




FIG. 7