



US00D344851S

# United States Patent [19]

[11] Patent Number: **Des. 344,851**

Thomas

[45] Date of Patent: **\*\* Mar. 8, 1994**

[54] LUGGAGE

D. 313,887	1/1991	Senitt	.....	D3/45
D. 315,444	3/1991	Maddocks	.....	D3/724 X
D. 337,888	8/1993	Meyers et al.	.....	D3/76

[76] Inventor: **Phelan R. Thomas, 4500 Bel Aire Rd., Des Moines, Iowa 50310**

*Primary Examiner—Bernard Ansher*  
*Assistant Examiner—Paula Mortimer*

[\*\*] Term: **14 Years**

[57] **CLAIM**

[21] Appl. No.: **919,571**

The ornamental design for luggage, as shown and described.

[22] Filed: **Jul. 27, 1992**

[52] U.S. Cl. .... **D3/271**

[58] Field of Search ..... **D3/76, 72, 71, 66, 45, D3/44, 47; 190/110, 111, 112, 115, 109; D21/162**

**DESCRIPTION**

[56] **References Cited**

**U.S. PATENT DOCUMENTS**

D. 169,419	4/1953	Campbell	.....	D21/162 X
D. 182,586	4/1958	Goldstein	.....	D3/45
D. 256,188	8/1980	Davidson	.....	D3/76 X

FIG. 1 is a perspective view of luggage in accordance with the present design;


FIG. 2 is a side elevational view of the luggage showing my new design;


FIG. 3 is a top plan view thereof;

FIG. 4 is an end elevational view thereof;


FIG. 5 is an opposite end elevational view thereof; and,

FIG. 6 is a bottom plan view thereof.

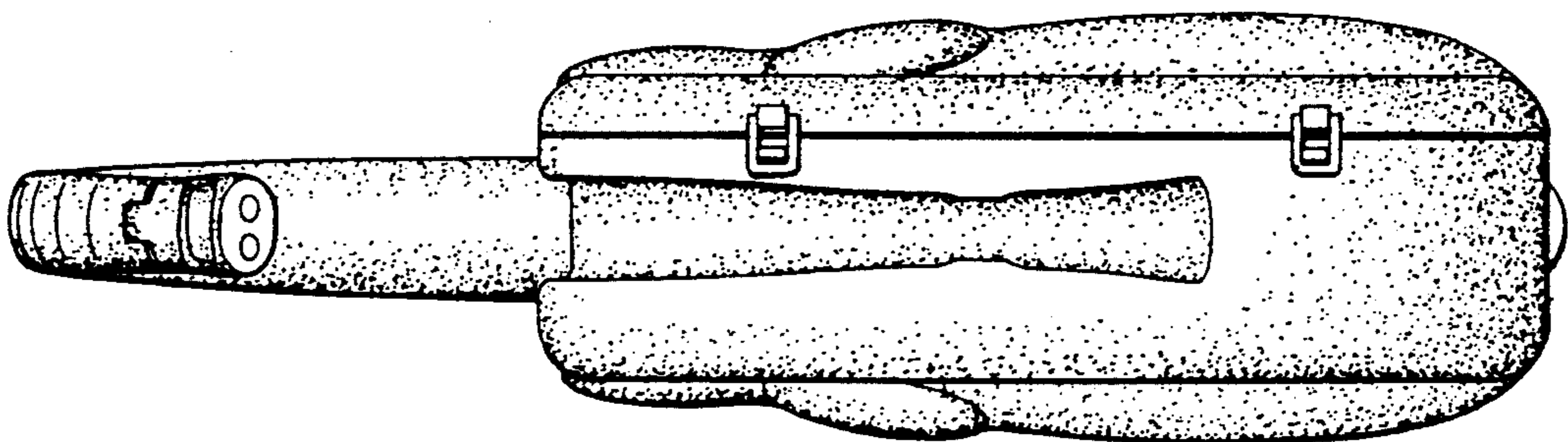




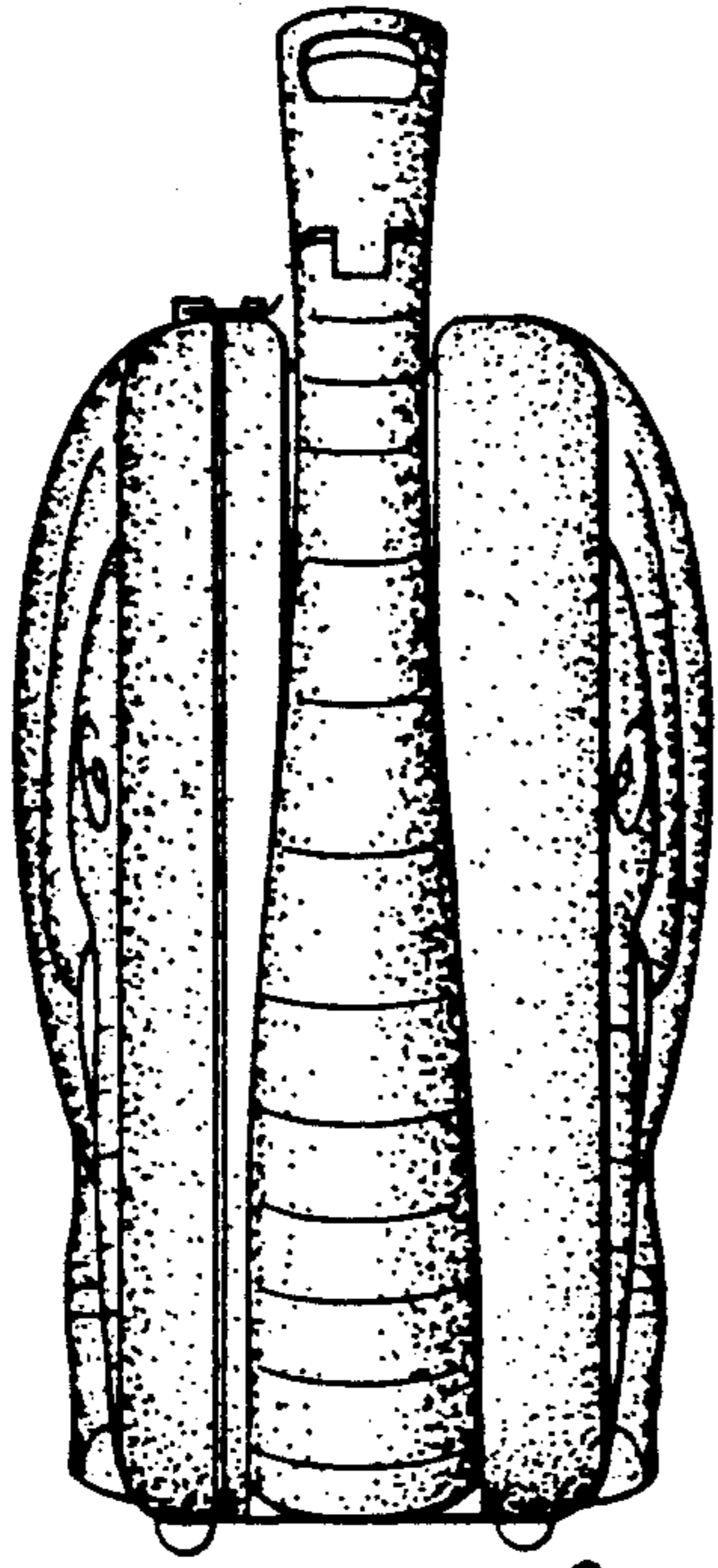
*Fig. 1*



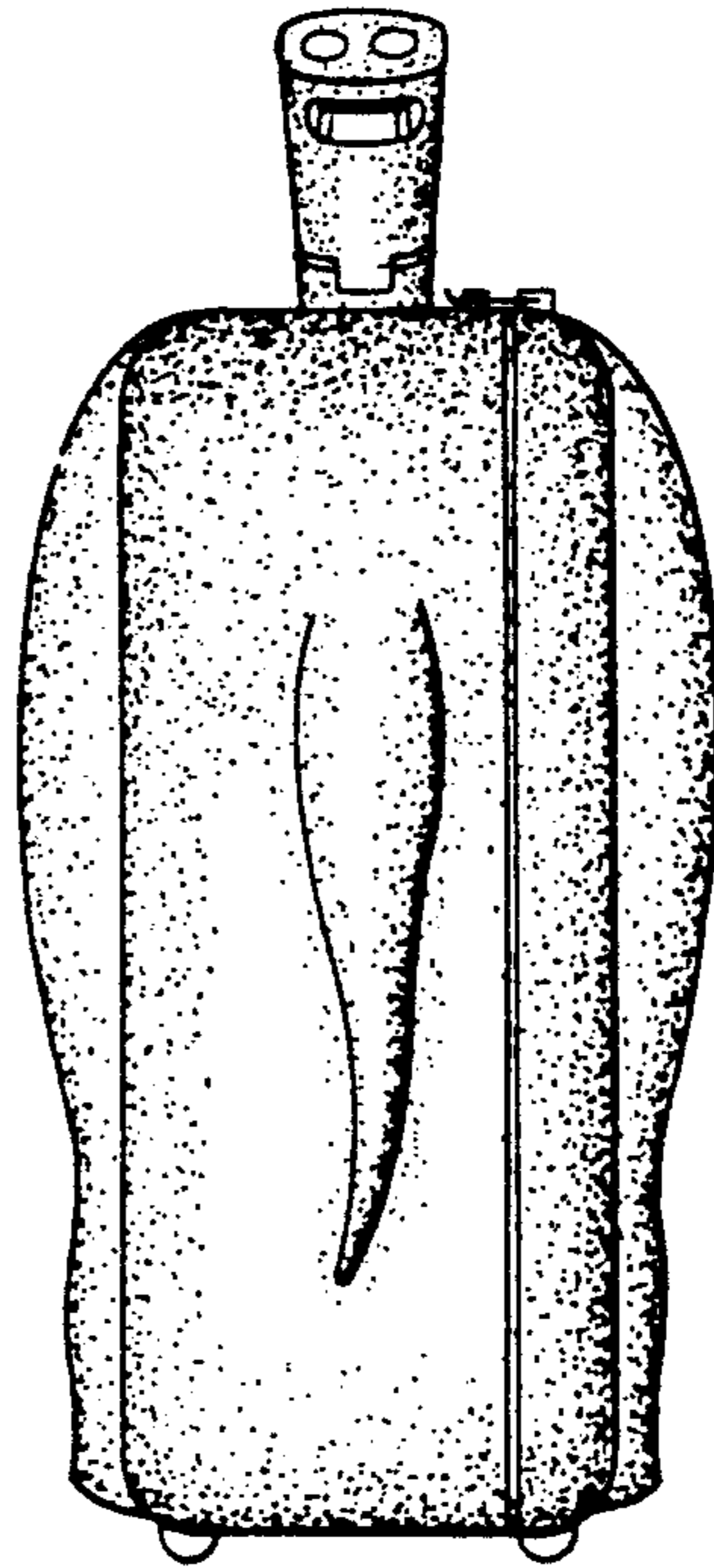
*Fig. 2*



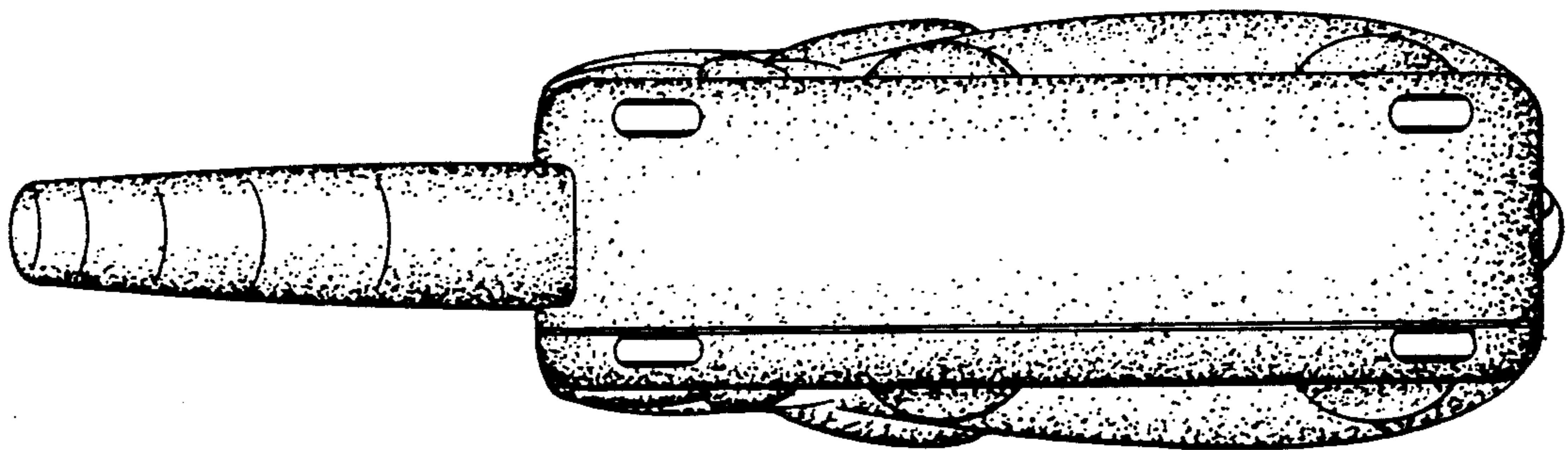
*Fig. 3*



*Fig. 4*



*Fig. 5*



*Fig. 6*