



US00D344848S

United States Patent [19] Smith

[11] Patent Number: **Des. 344,848**

[45] Date of Patent: **** Mar. 8, 1994**

[54] **SHOE MIDSOLE**

[75] Inventor: **Wilson W. Smith, Beaverton, Oreg.**

[73] Assignee: **Nike, Inc., Beaverton, Oreg.**

[**] Term: **14 Years**

[21] Appl. No.: **6,407**

[22] Filed: **Mar. 26, 1993**

[52] U.S. Cl. **D2/977**

[58] Field of Search **D2/264, 265, 271, 277, D2/308-314, 317-323; 36/43-45, 25 R, 28, 29, 30 R, 32 R, 83, 84, 89, 100-107, 112-114, 132, 136, 137**

[56] **References Cited**

U.S. PATENT DOCUMENTS

| | | | | |
|------------|---------|-----------------|-------|---------|
| D. 324,131 | 2/1992 | Lucas | | D2/314 |
| D. 329,532 | 9/1992 | Greene | | D2/318 |
| D. 329,739 | 9/1992 | Hatfield | | D2/318 |
| D. 329,936 | 10/1992 | Lucas | | D2/314 |
| D. 330,112 | 10/1992 | Hatfield et al. | | D2/320 |
| D. 331,143 | 11/1992 | McDonald | | D2/314 |
| D. 333,551 | 3/1993 | Bailey | | D2/314 |
| D. 335,015 | 4/1993 | Lozano | | D2/314 |
| 5,048,203 | 9/1991 | Kling | | 36/32 R |
| 5,131,173 | 7/1992 | Anderie | | 36/25 R |

OTHER PUBLICATIONS

Nike Spring 1993 Footwear Catalog, p. 86 (published May 1992).

Primary Examiner—Louis S. Zarfes

Attorney, Agent, or Firm—Banner, Birch, McKie & Beckett

[57] **CLAIM**

The ornamental design for a shoe midsole, as shown and described.

DESCRIPTION

FIG. 1 is a side elevational view of one side of a shoe midsole showing my new design;

FIG. 2 is a side elevational view of the other side of the shoe midsole shown in FIG. 1;

FIG. 3 is a front elevational view of the shoe midsole shown in FIG. 1;

FIG. 4 is a rear elevational view of the shoe midsole shown in FIG. 1;

FIG. 5 is a cross sectional view taken along line 5—5 in FIG. 1;

FIG. 6 is a partial cross section taken along line 6—6 in FIG. 1;

FIG. 7 is a partial cross section taken along line 7—7 in FIG. 1;


FIG. 8 is a partial cross section taken along line 8—8 in FIG. 1;

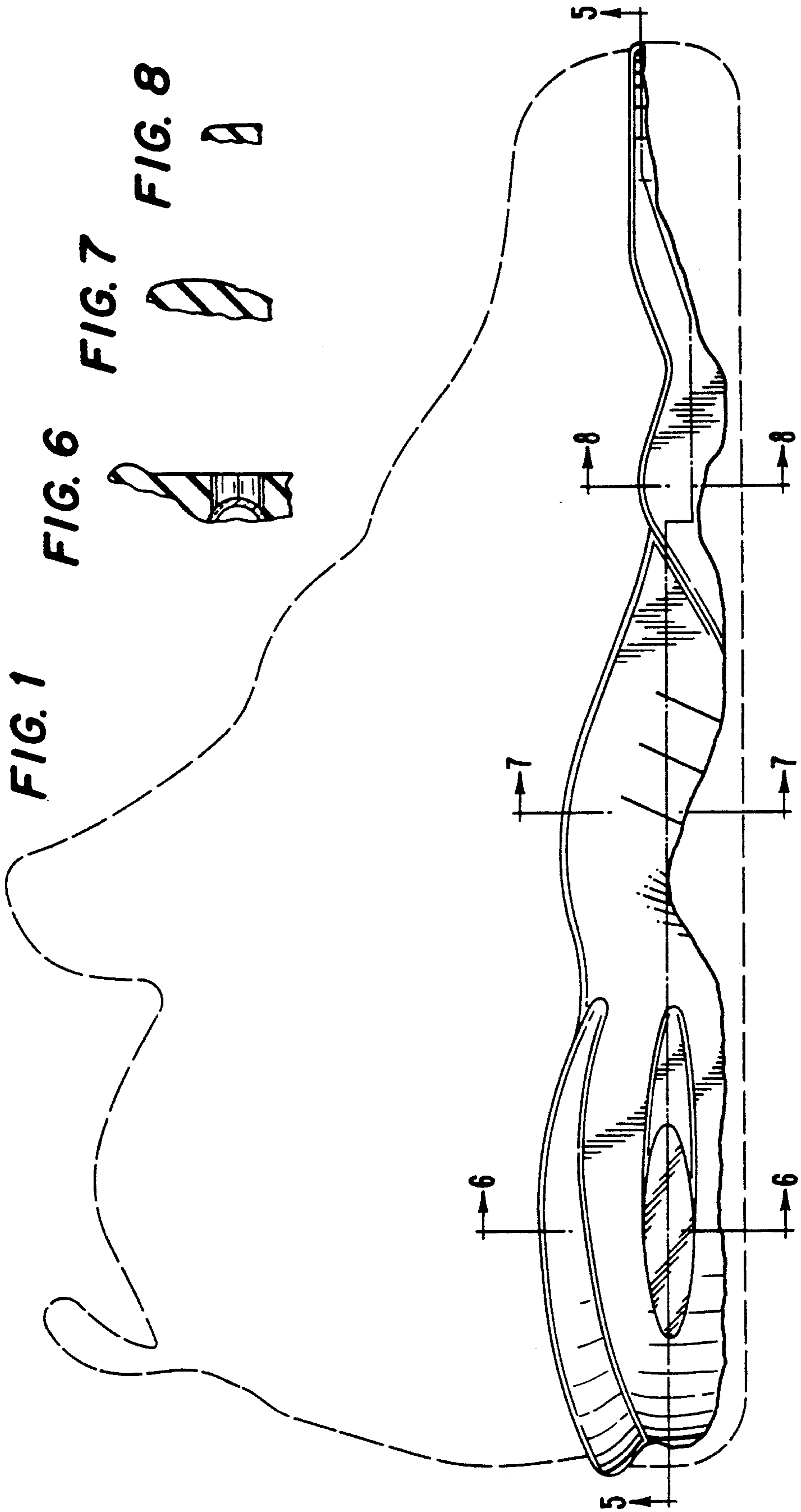
FIG. 9 is a partial cross section taken along line 9—9 in FIG. 2;

FIG. 10 is a partial cross section taken along line 10—10 in FIG. 2; and,

FIG. 11 is a partial cross section taken along line 11—11 in FIG. 2.

The broken line showing of a shoe upper and outsole is for illustrative purposes and forms no part of the claimed design.





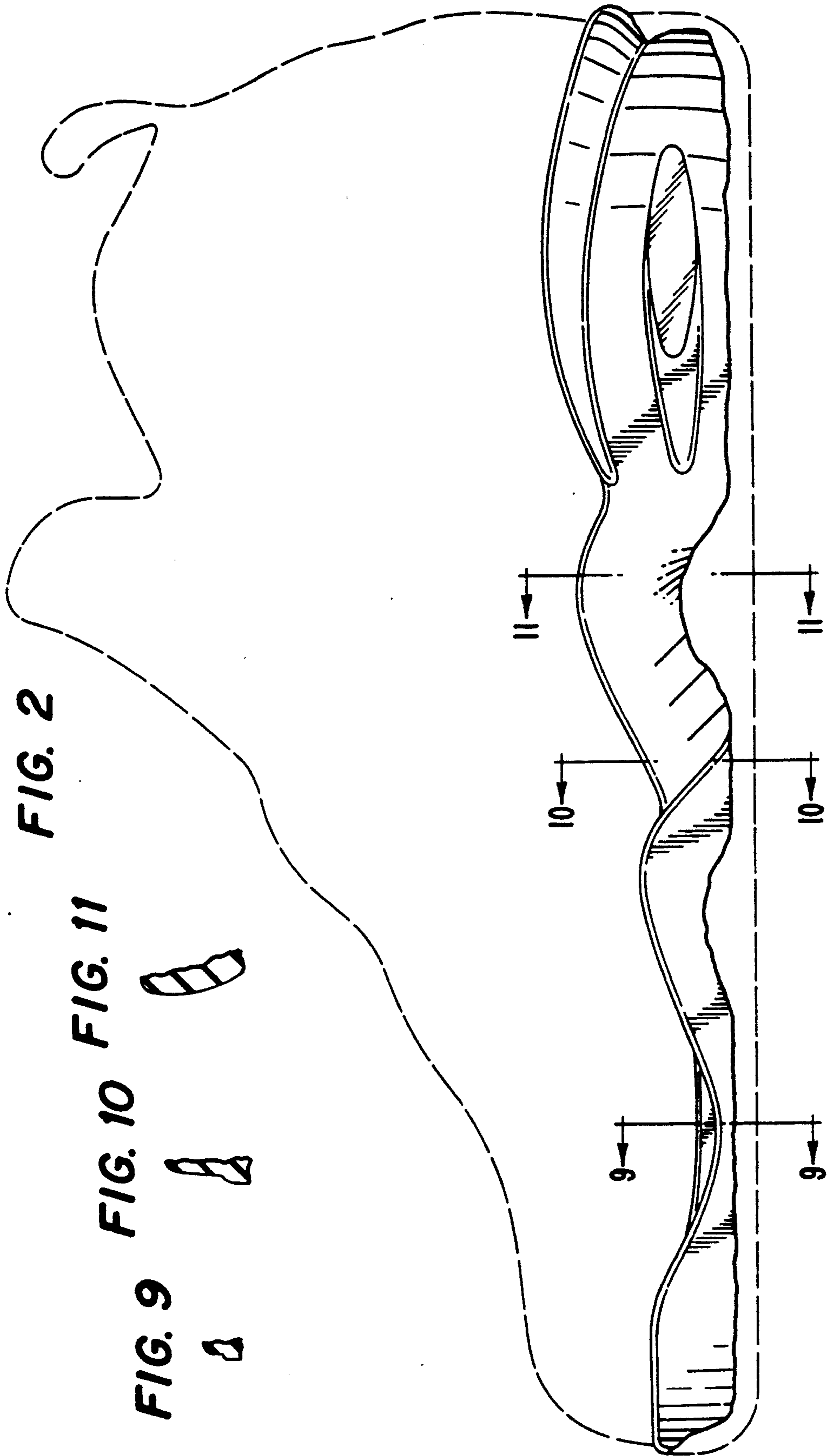


FIG. 2

FIG. 11

FIG. 10

FIG. 9



FIG. 4

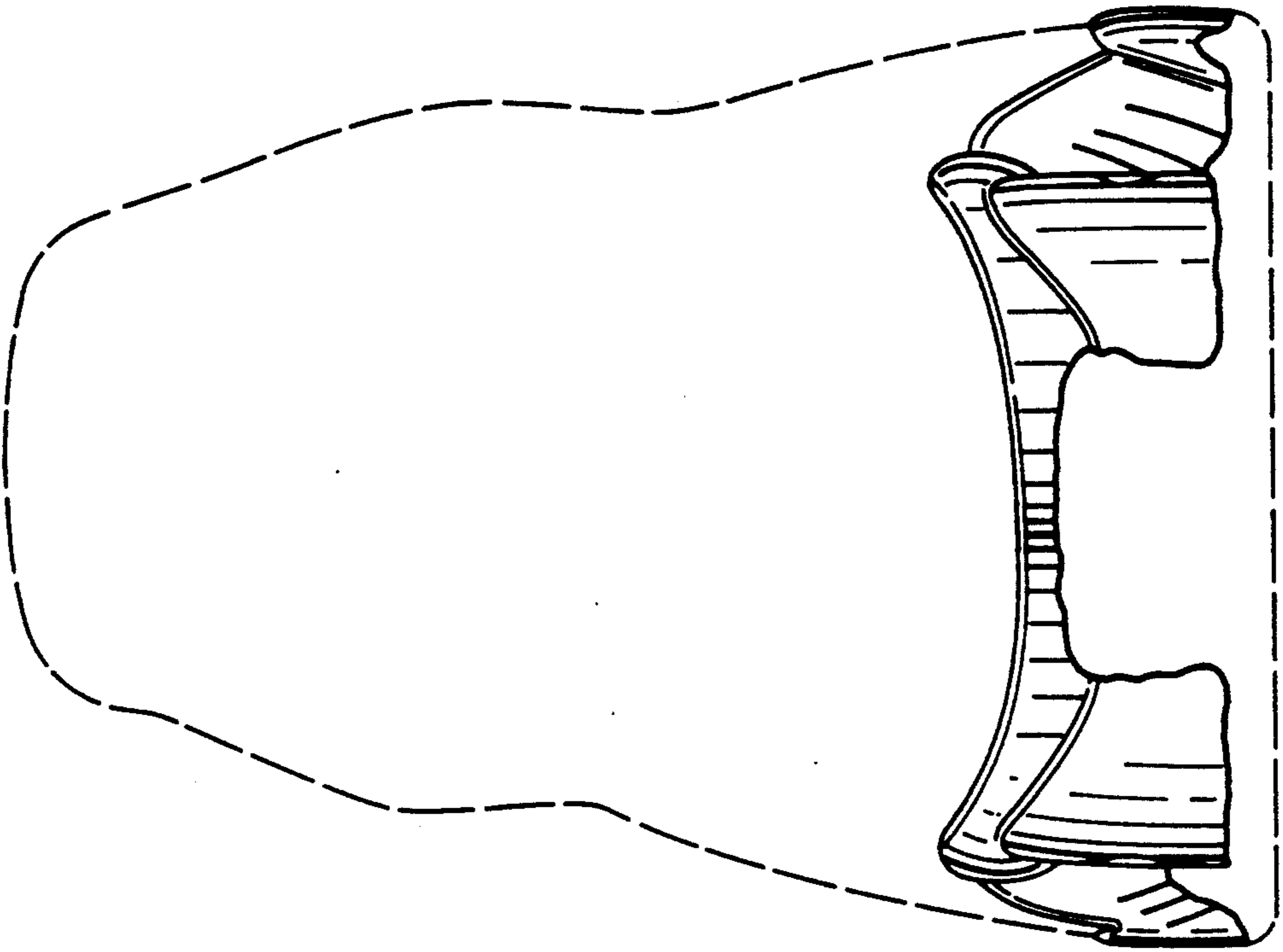


FIG. 3

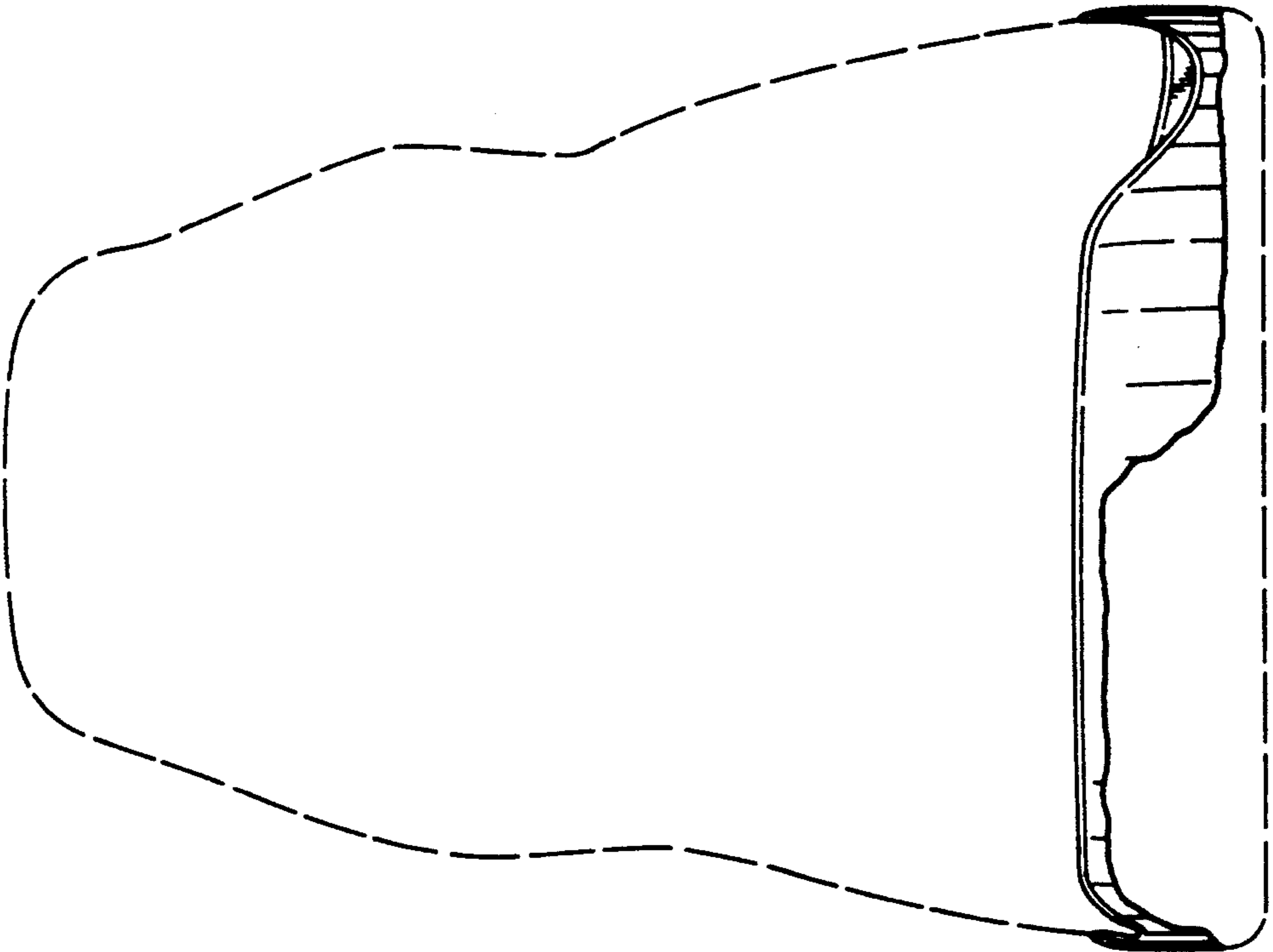


FIG. 5

