



US00D344847S

# United States Patent [19]

Mancebo

[11] Patent Number: **Des. 344,847**

[45] Date of Patent: **\*\* Mar. 8, 1994**

[54] **MULTI-SPORT SHOE**

[76] Inventor: **Joseph Mancebo**, 1 Sherwood Ave.,  
Leamington Ontario, Canada, N8H  
4V1

[\*\*] Term: **14 Years**

[21] Appl. No.: **881,564**

[22] Filed: **May 14, 1992**

[52] U.S. Cl. .... **D2/902**

[58] Field of Search ..... **D2/264, 265, 272, 274,**  
**D2/308-314, 317; 36/25 R, 30 R, 32 R, 59 R,**  
**59 C, 83, 45, 84, 89, 100-107, 112-114, 132, 136**

[56] **References Cited**

**U.S. PATENT DOCUMENTS**

D. 223,329	4/1972	Oshima	.....	D2/310
D. 324,763	3/1992	Kayano	.....	D2/317
D. 326,352	5/1992	Feller et al.	.....	D2/314
D. 328,518	8/1992	Kiyosawa	.....	D2/317

D. 330,108	10/1992	Kazapowski	.....	D2/310 X
4,559,723	12/1985	Hamy et al.	.....	36/114 X
4,642,917	2/1987	Ungar	.....	36/59 C
4,669,204	6/1987	Tanel	.....	36/59 C
4,748,750	6/1988	George	.....	36/59 R
5,191,727	3/1993	Barry et al.	.....	36/114 X

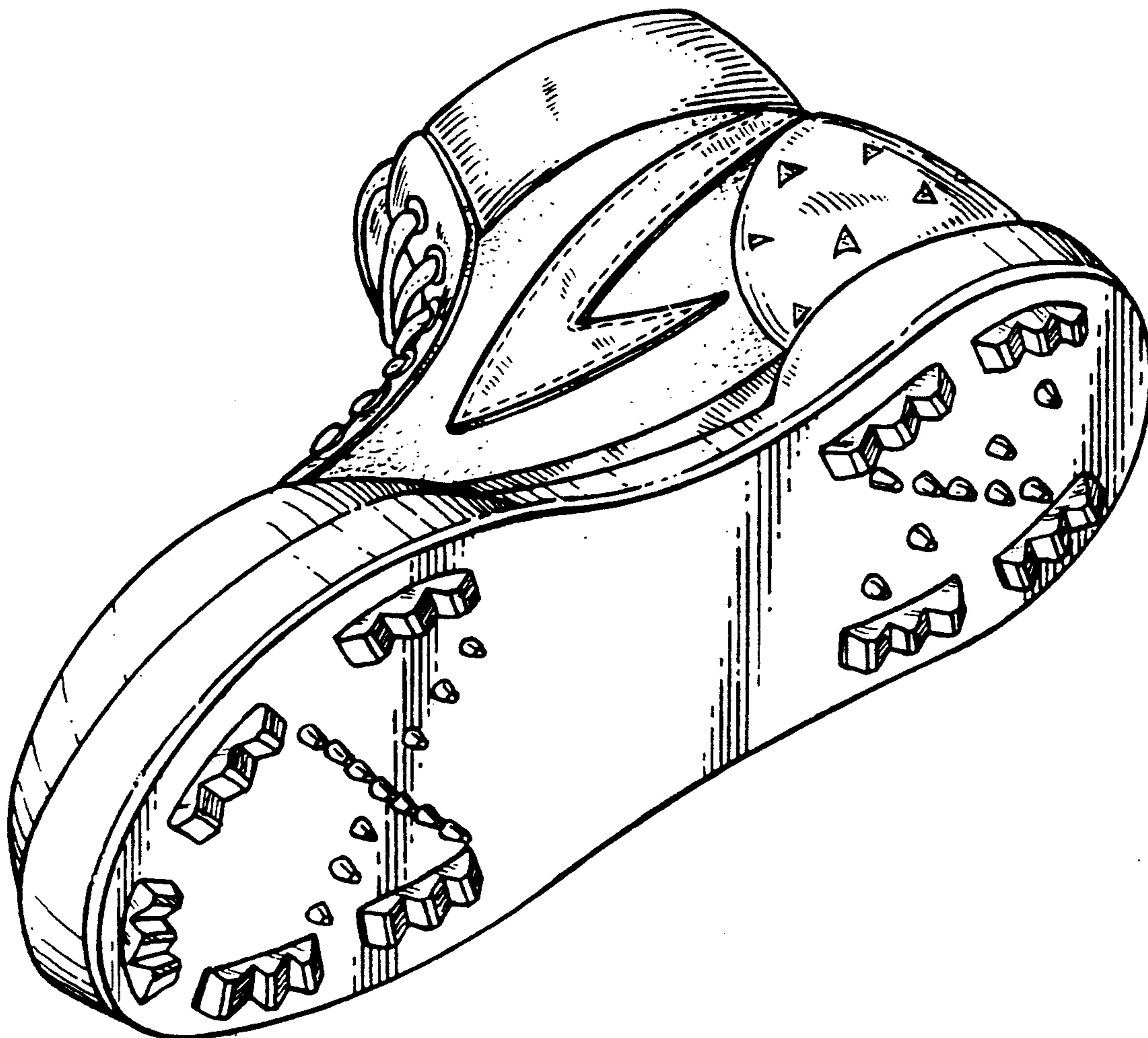
*Primary Examiner*—Louis S. Zarfaz  
*Attorney, Agent, or Firm*—Terry M. Gernstein

[57] **CLAIM**

The ornamental design for a multi-sport shoe, as shown and described.

**DESCRIPTION**

FIG. 1 is a bottom front side perspective view of a multi-sport shoe showing my new design;  
FIG. 2 is a front end elevational view thereof;  
FIG. 3 is a rear end elevational view thereof;  
FIG. 4 is a top plan view thereof;  
FIG. 5 is a bottom view thereof; and,  
FIG. 6 is a side elevational view thereof, the side opposite being a mirror image of the side shown in FIG. 6.



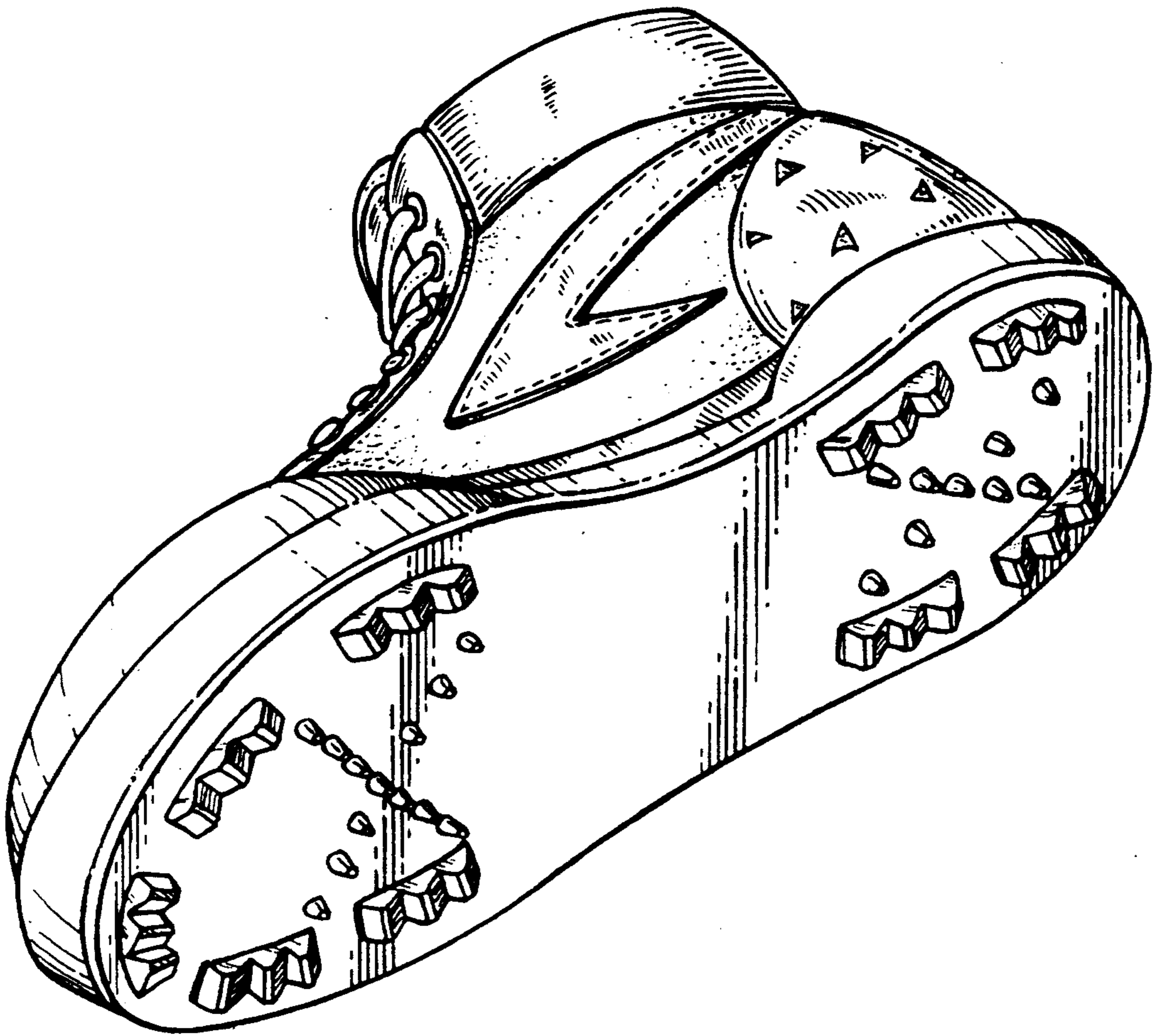


FIG. 1



FIG. 2



FIG. 3

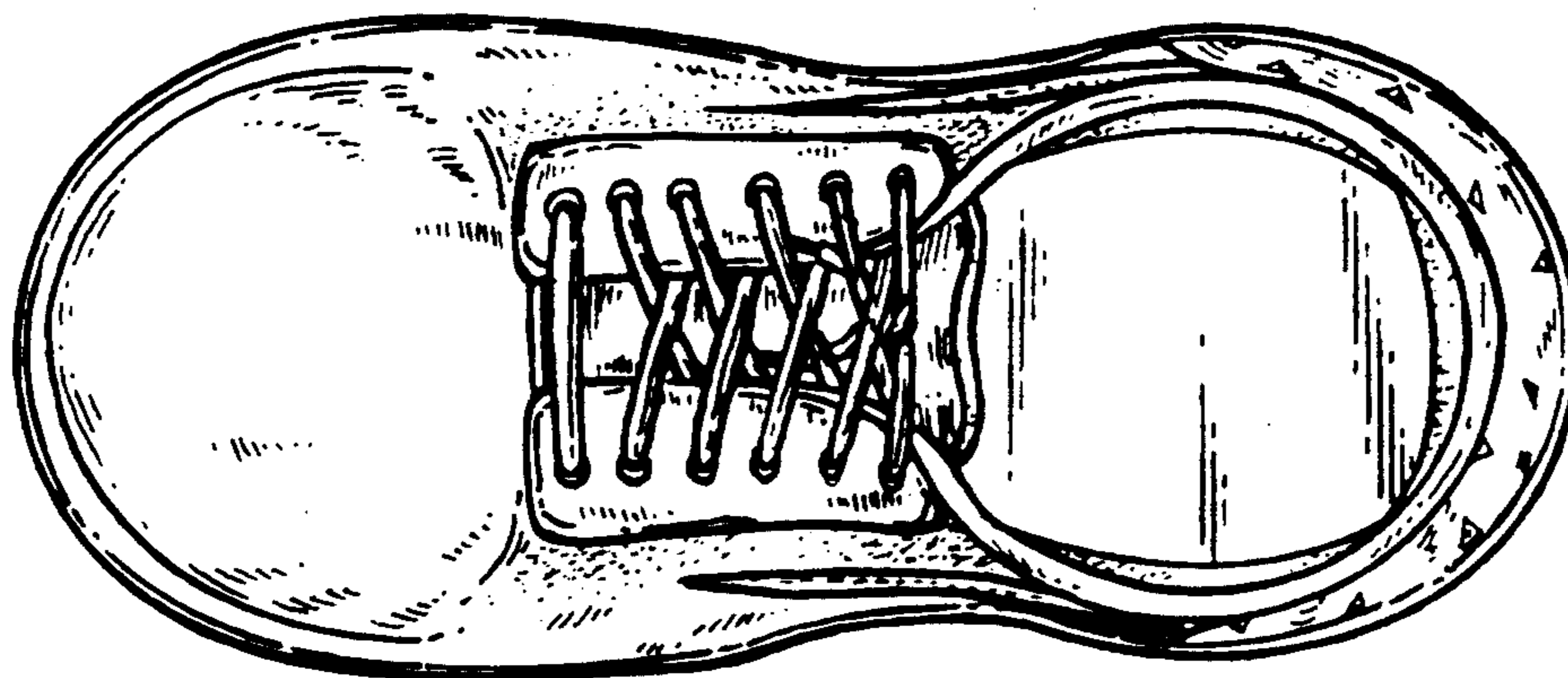


FIG. 4

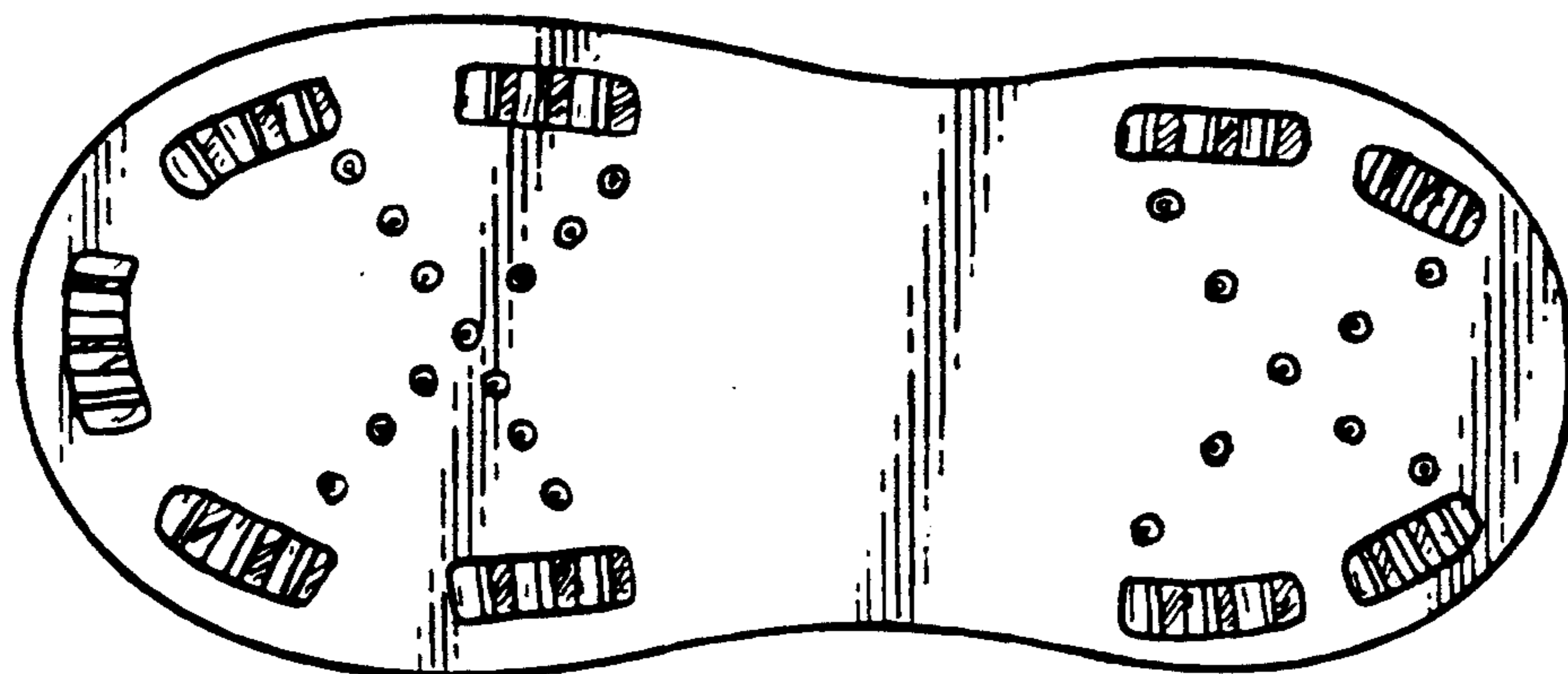


FIG. 5






FIG. 6