



US00D344833S

United States Patent [19]

Apter et al.

[11] Patent Number: **Des. 344,833**

[45] Date of Patent: **** Mar. 1, 1994**

[54] **HAND TRUCK**

[75] Inventors: **Allen Apter; Carl Apter**, both of Ambler; **Lee Smeltz**, Telford; **Ray Hernandez**, Bethlehem, all of Pa.

[73] Assignee: **Wesco Manufacturing Co.**, Lansdale, Pa.

[**] Term: **14 Years**

[21] Appl. No.: **1,443**

[22] Filed: **Nov. 10, 1992**

| | | | |
|-----------|--------|-----------------|-----------|
| 2,385,514 | 9/1945 | Hawkins | 214/65.4 |
| 2,710,106 | 6/1955 | Hanson | 280/47.21 |
| 2,820,643 | 1/1958 | Cohn | 280/34 |
| 2,827,190 | 3/1958 | Spitzmesser | 214/621 |
| 2,922,658 | 1/1960 | Manahan | 280/47.29 |
| 2,949,314 | 8/1960 | Strohmaier | 280/36 |
| 3,075,662 | 1/1963 | Da Prato et al. | 214/375 |
| 3,642,301 | 2/1972 | Crawford | 280/47.12 |
| 3,661,414 | 5/1972 | Roth | 294/59 |
| 3,791,542 | 2/1974 | Mauch | 214/370 |
| 4,335,990 | 6/1982 | Apter et al. | 414/457 |
| 4,653,765 | 3/1987 | Smalley et al. | 280/47.2 |
| 4,756,540 | 7/1988 | Crawford | 280/47.21 |

Related U.S. Application Data

[62] Division of Ser. No. 564,985, Aug. 9, 1990.

[52] U.S. Cl. **D34/26; D34/24**

[58] Field of Search 280/47.12, 47.27, 47.29, 280/47.24, 34, 5.32, 10, 47.33; D34/12, 24, 25, 26

References Cited

U.S. PATENT DOCUMENTS

| | | | |
|------------|---------|----------------|--------|
| D. 166,005 | 2/1952 | Summerhill | D3/3 |
| 1,274,152 | 7/1918 | Ellis | . |
| 1,738,096 | 12/1929 | Cole | . |
| 1,866,887 | 7/1932 | Gleason et al. | . |
| 2,222,142 | 11/1940 | Doty | 280/56 |

Primary Examiner—Kay H. Chin

Attorney, Agent, or Firm—Panitch Schwarze Jacobs & Nadel

[57] **CLAIM**

The ornamental design for a hand truck, as shown and described.

DESCRIPTION

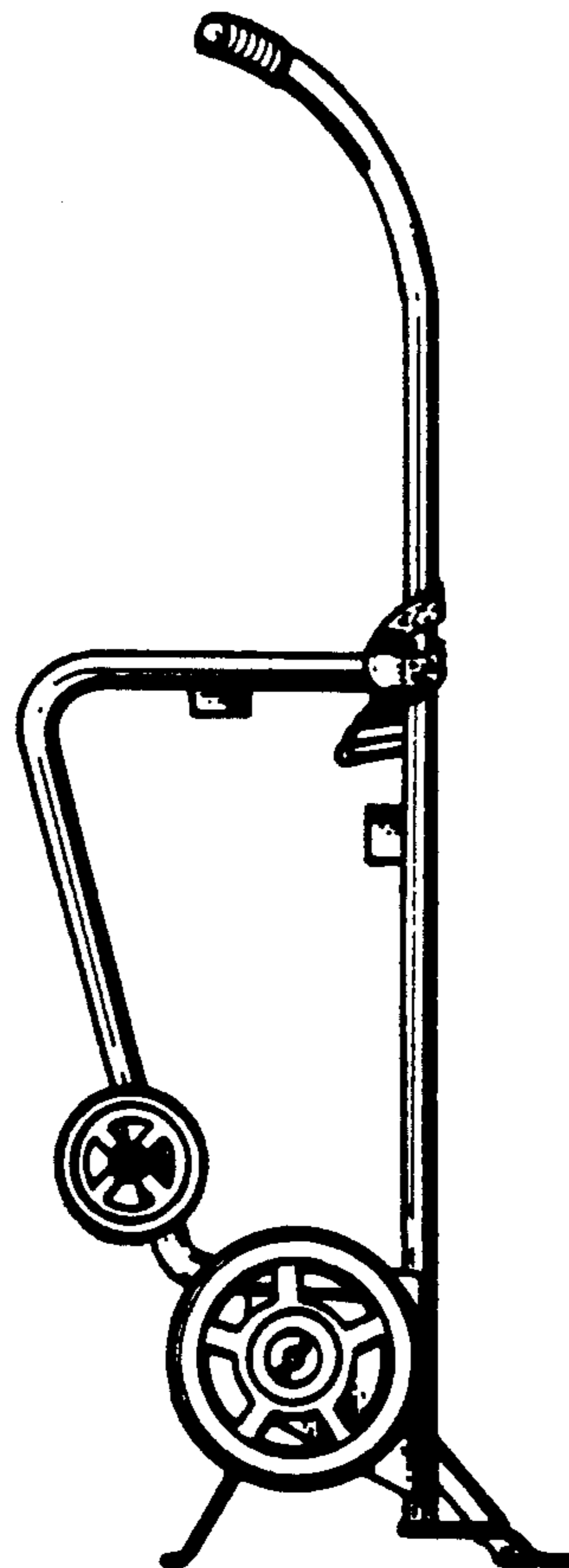
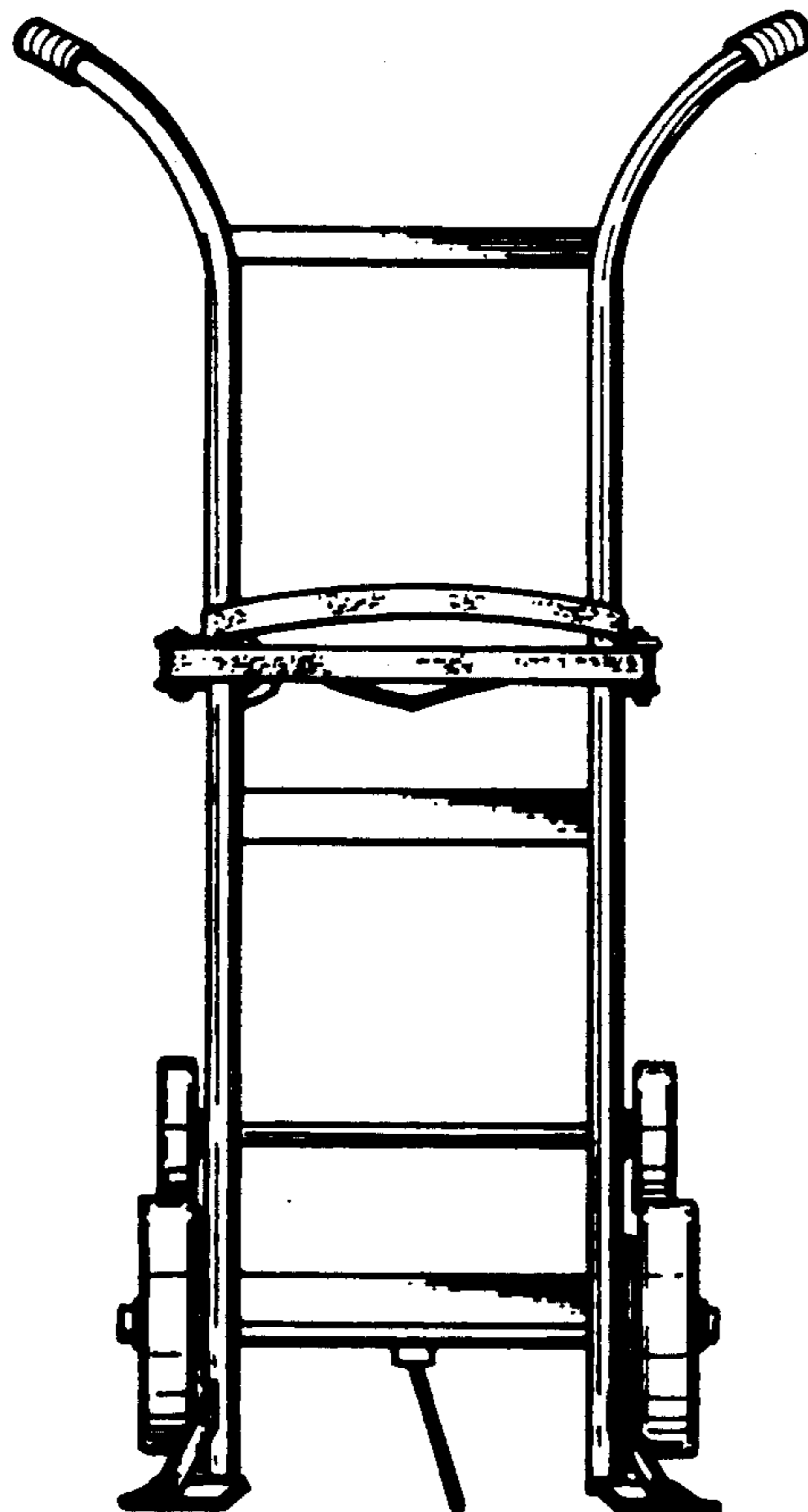
FIG. 1 is a front elevational view of a hand truck showing our new design in accordance with a first embodiment of the invention;

FIG. 2 is a bottom plan view thereof;

FIG. 3 is a rear elevational view thereof;

FIG. 4 is a left side elevational view thereof; and,

FIG. 5 is a top plan view thereof.



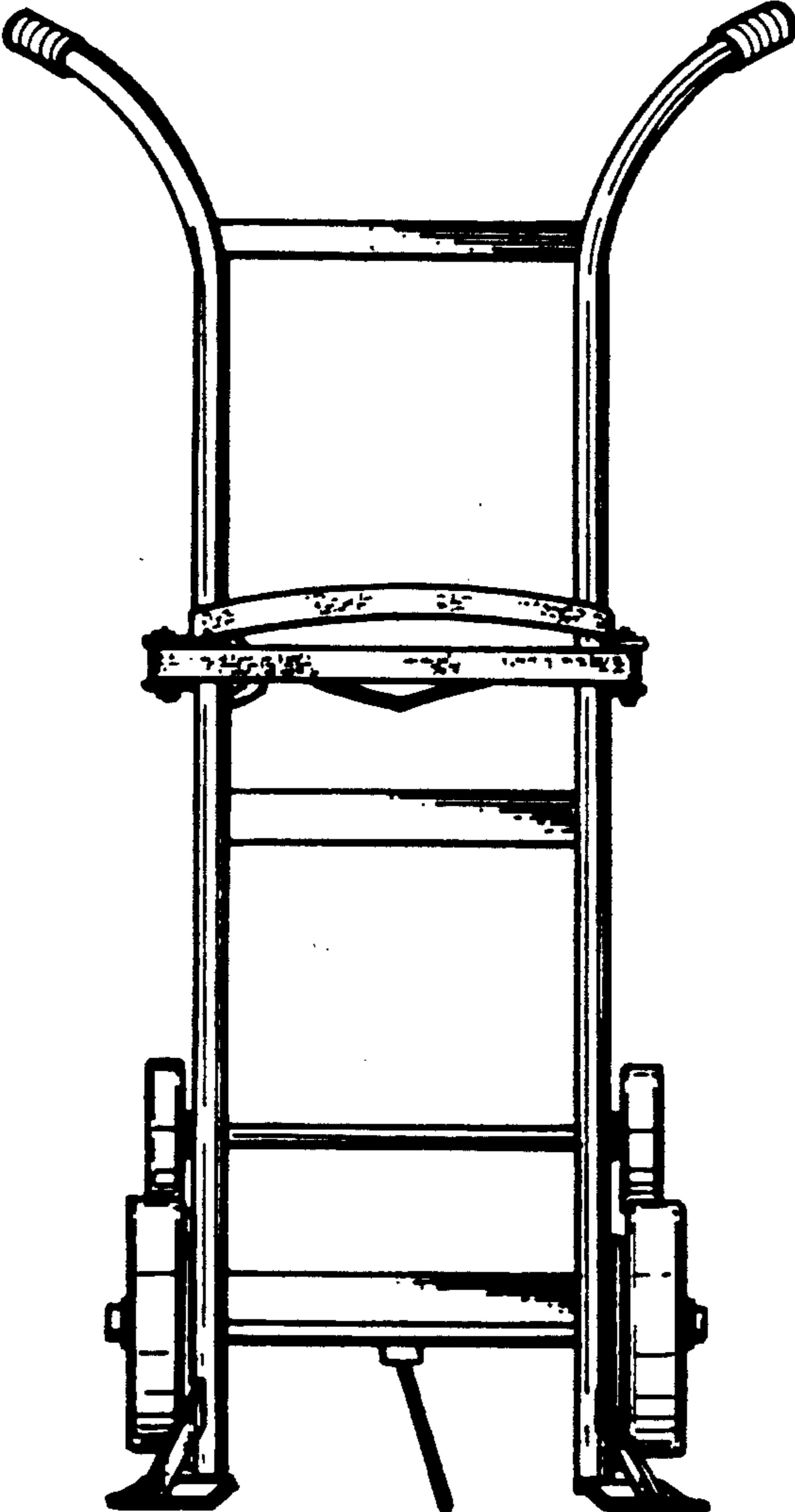


FIG. 1

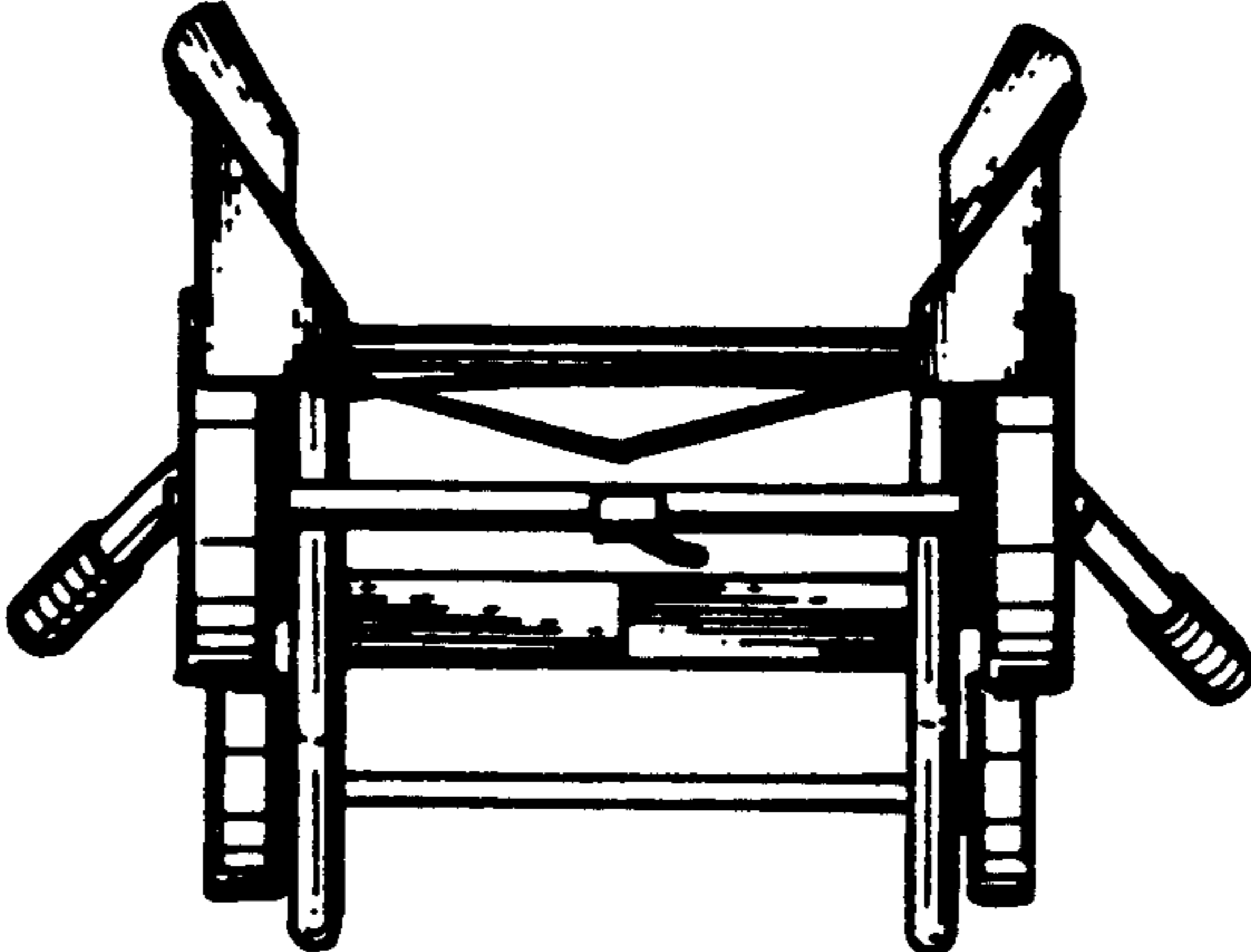


FIG. 2

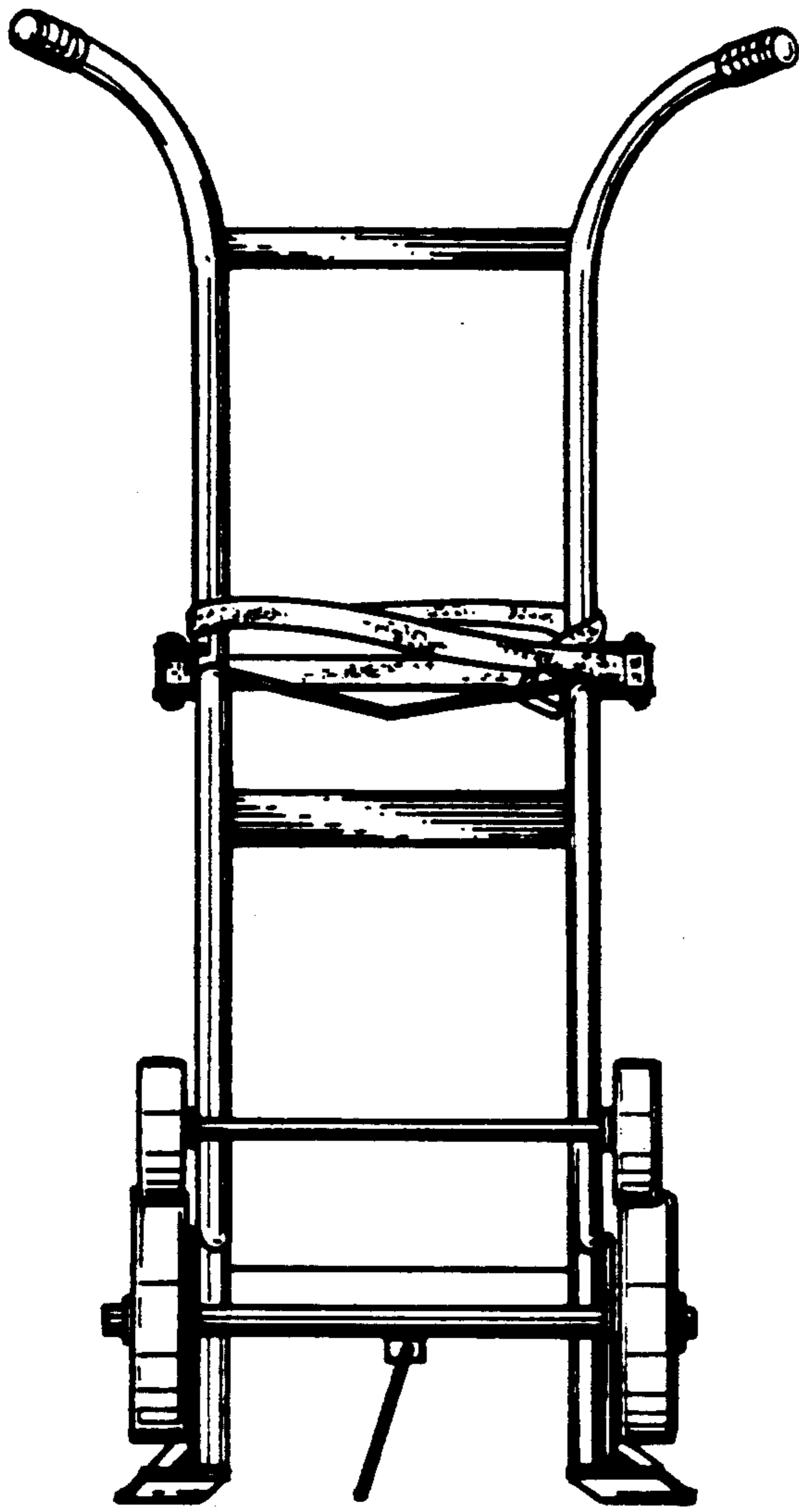


FIG. 3

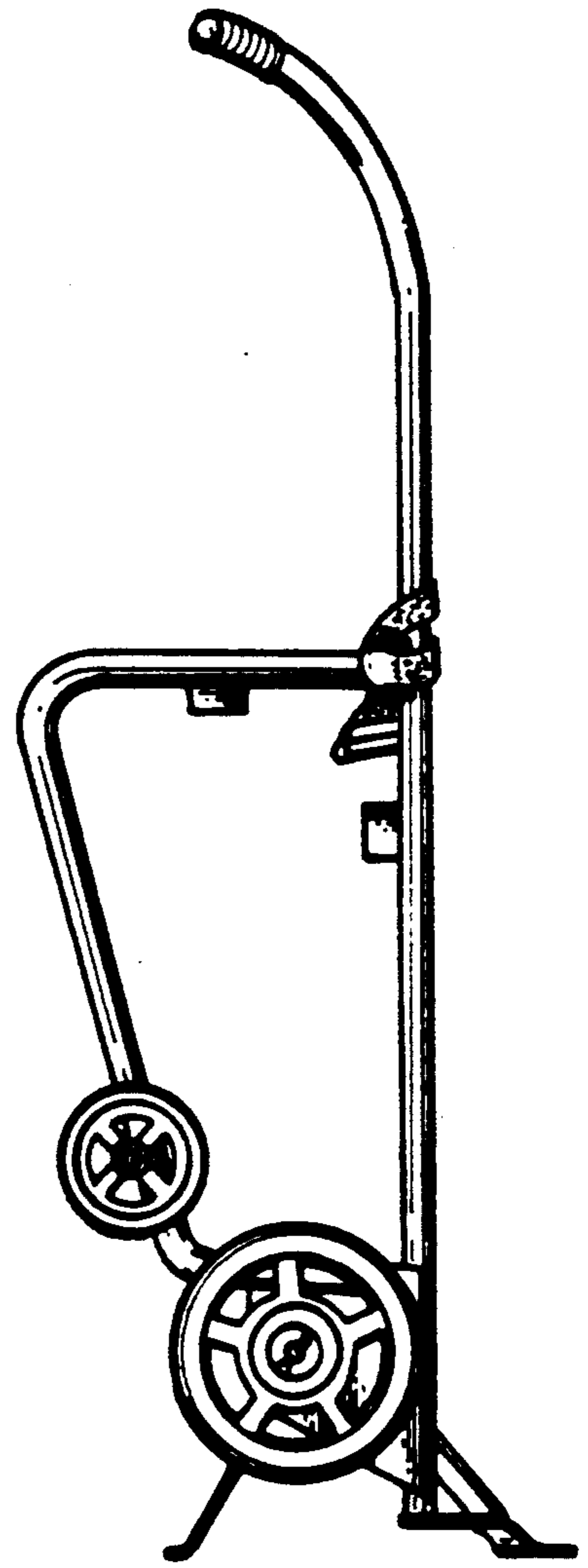


FIG. 4




FIG. 5