



US00D344822S

# United States Patent [19]

[11] Patent Number: **Des. 344,822**

Miller et al.

[45] Date of Patent: **\*\* Mar. 1, 1994**

- [54] **VACUUM CLEANER HOSE WITH A MULTI-FACETED APPEARANCE**
- [75] Inventors: **Michael S. Miller**, Millersburg; **Lloyd E. Myers**, Canton; **Daniel W. Shetler**, North Canton, all of Ohio
- [73] Assignee: **The Hoover Company**, North Canton, Ohio
- [\*\*] Term: **14 Years**
- [21] Appl. No.: **771,249**
- [22] Filed: **Oct. 4, 1991**
- [52] U.S. Cl. .... **D32/31**
- [58] **Field of Search** ..... 138/177, 118.1, 121-127, 138/129, 140; 15/415.1, 320-322; 239/589, 597-599; D32/25, 31-34; D23/266

- Hose-Eureka Canister Model 1546 (Jun., 1981).
- Hose-Sanyo Canister Model SC-T2900 (Nov., 1989).
- Hose-Black & Decker Canister Model CA 1440 (Oct., 1988).
- Hose-Black & Decker Canister Model CP 450 (Oct., 1989).
- Hose-Rowenta Canister Model RB21 (Jul., 1986).
- Hose-Hoover Legacy Upright Model U4581-910 (May, 1990).

*Primary Examiner*—Ruth McInroy

### [57] CLAIM

The ornamental design for a vacuum cleaner hose with a multi-faceted appearance, as shown and described.

### DESCRIPTION

FIG. 1 is an elevational view of the longitudinal side of a vacuum cleaner hose with a multi-faceted appearance showing our new design;

FIG. 2 is an elevational view of the longitudinal side of a fifth embodiment thereof;

FIG. 3 is an end elevational view of either FIGS. 1 or 2;

FIG. 4 is an end elevational view of either FIGS. 1 or 2;

FIG. 5 is an end elevational view of either FIGS. 1 or 2;

FIG. 6 is an end elevational view of either FIGS. 1 or 2;

FIG. 7 is an elevational view of the longitudinal side of a ninth embodiment thereof;

FIG. 8 is an end elevational view of FIG. 7; and,

FIG. 9 is an end elevational view of FIG. 7.

The 10 embodiments are as follows: first embodiment=FIGS. 1 and 3, second embodiment=FIG. 1 and 4, third embodiment=FIGS. 1 and 5, fourth embodiment=FIGS. 1 and 6, fifth embodiment=FIGS. 2 and 3, sixth embodiment=FIGS. 2 and 4, seventh embodiment=FIGS. 2 and 5, eighth embodiment=FIGS. 2 and 6, ninth embodiment=FIGS. 7 and 8 and tenth embodiment=FIGS. 7 and 9. The opposite side of each end view is identical.

### [56] References Cited

#### U.S. PATENT DOCUMENTS




D. 217,550	5/1970	Campbell .....	D23/266
D. 235,100	5/1975	Maroschak .....	D23/266
D. 235,101	5/1975	Maroschak .....	D23/266
D. 235,104	5/1975	Maroschak .....	D23/266
D. 296,355	6/1988	Kanao .....	D23/266
D. 296,356	6/1988	Kanao .....	D23/266
D. 330,787	11/1992	Waltz et al. ....	D32/31
125,596	4/1872	Mayall .	
170,266	11/1875	Hoogeveen .	
1,727,762	9/1929	Frederickson .	
2,461,594	2/1949	Flounders .....	138/55
3,168,910	2/1965	Galloway et al. ....	138/137
3,605,817	9/1971	Bauman et al. ....	138/121
3,658,097	4/1972	Martin et al. ....	D23/266
4,410,012	10/1983	Redding et al. ....	138/121

#### FOREIGN PATENT DOCUMENTS

678384	1/1964	Canada .
794678	9/1968	Canada .

#### OTHER PUBLICATIONS

- Hong Kong Enterprise, vol. 4, 1983, missing page no. "Vacuum Cleaner Attachment".
- Hose-Sears Canister Model 116-24991 (Aug., 1984).






FIG.-2




FIG.-1

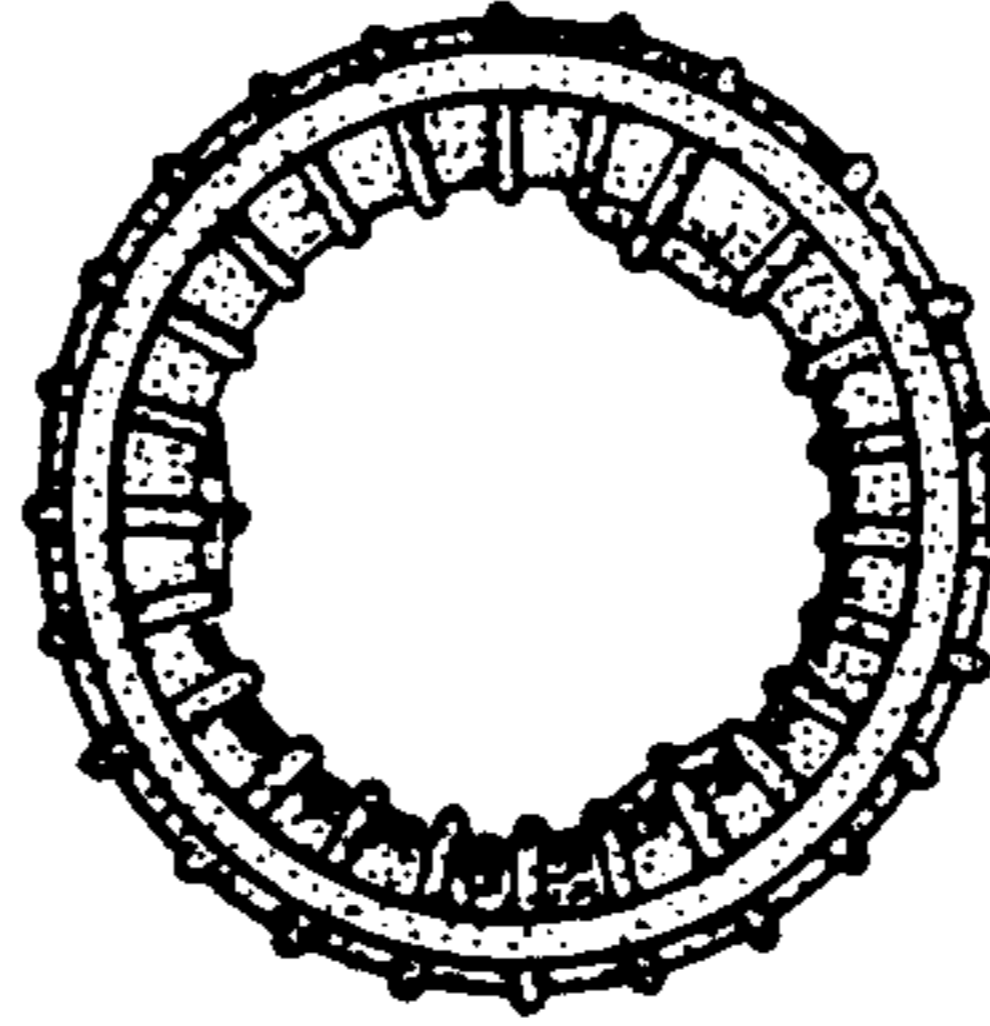


FIG.-6

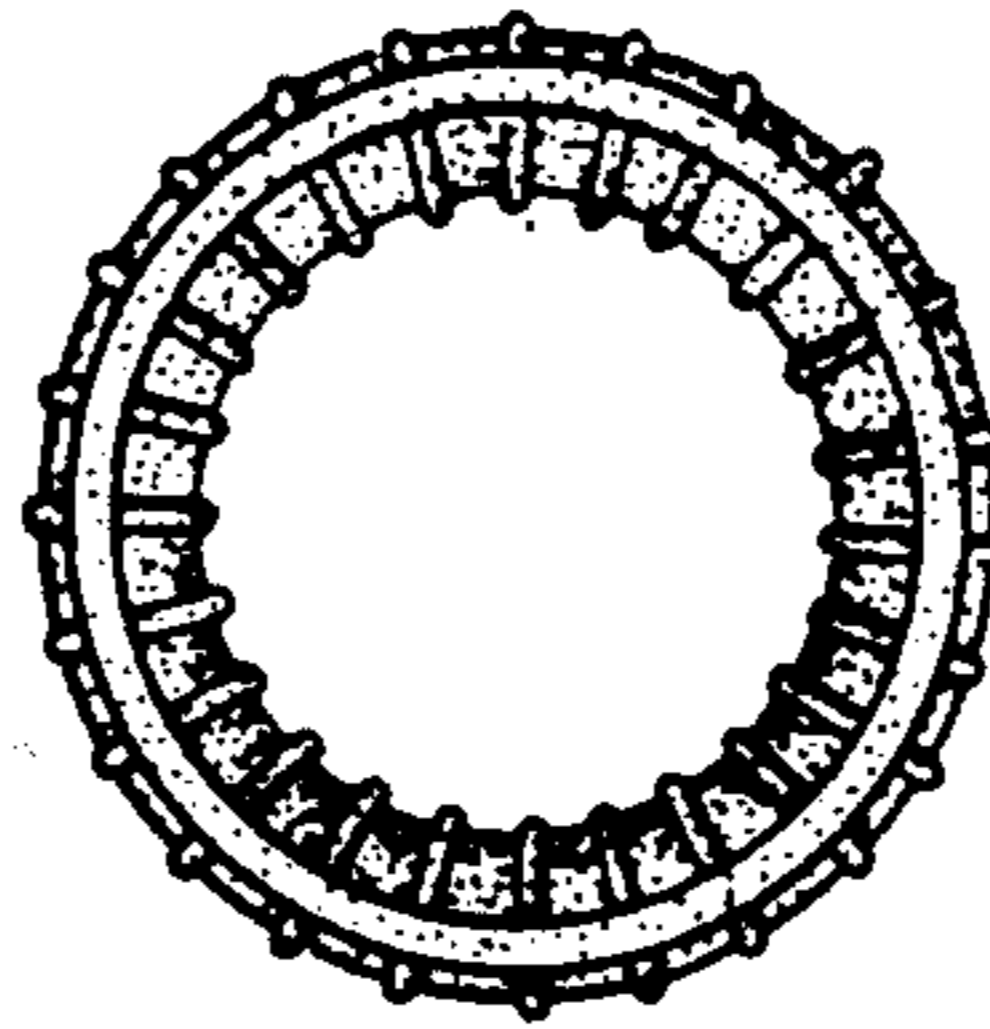


FIG.-5

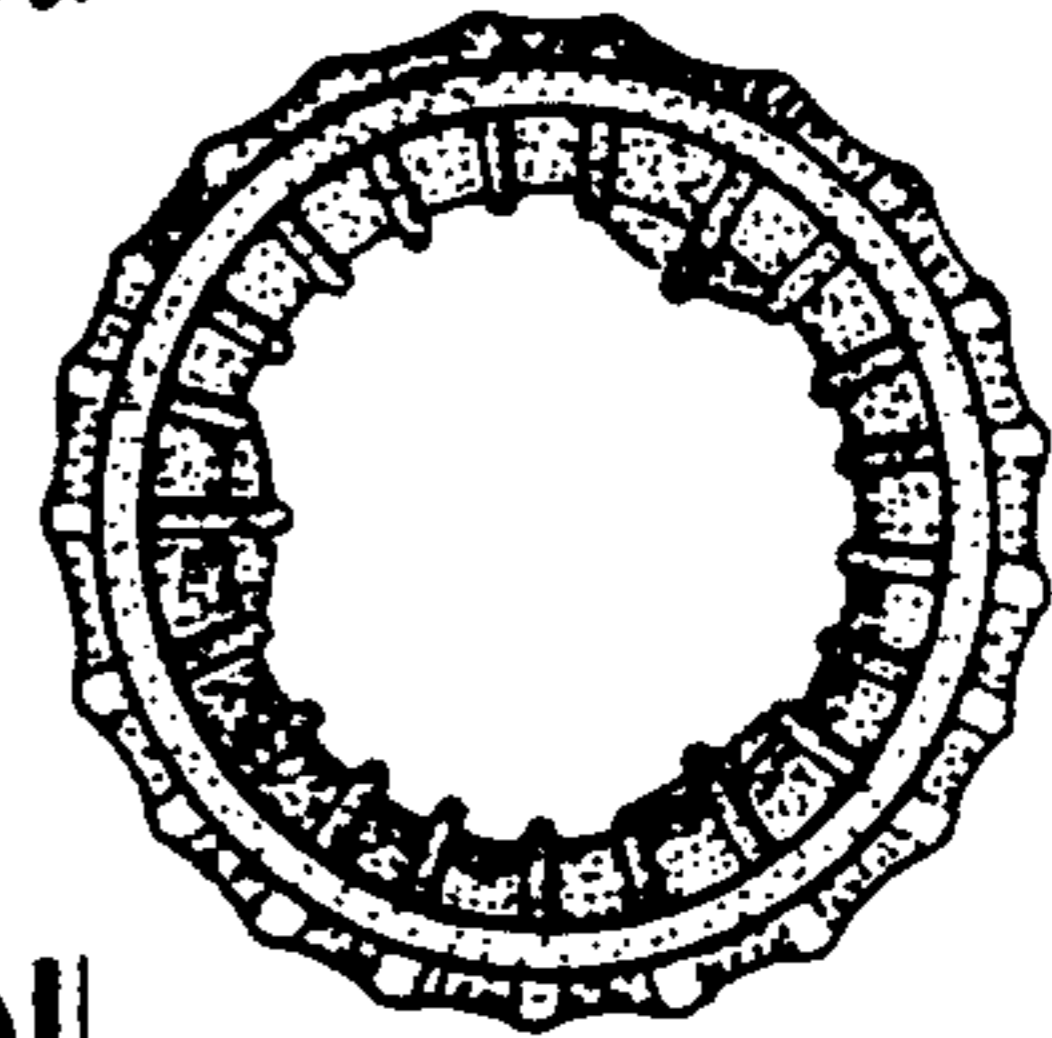


FIG.-9

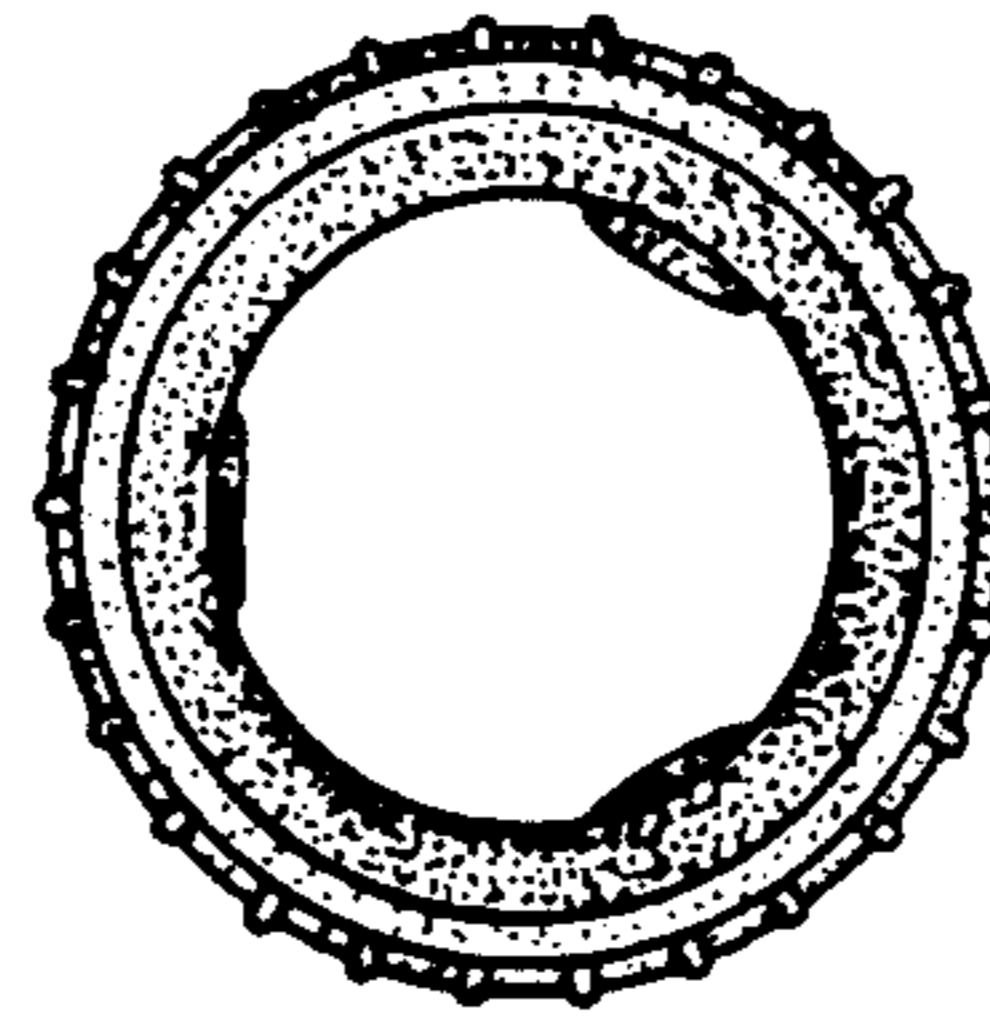


FIG.-4

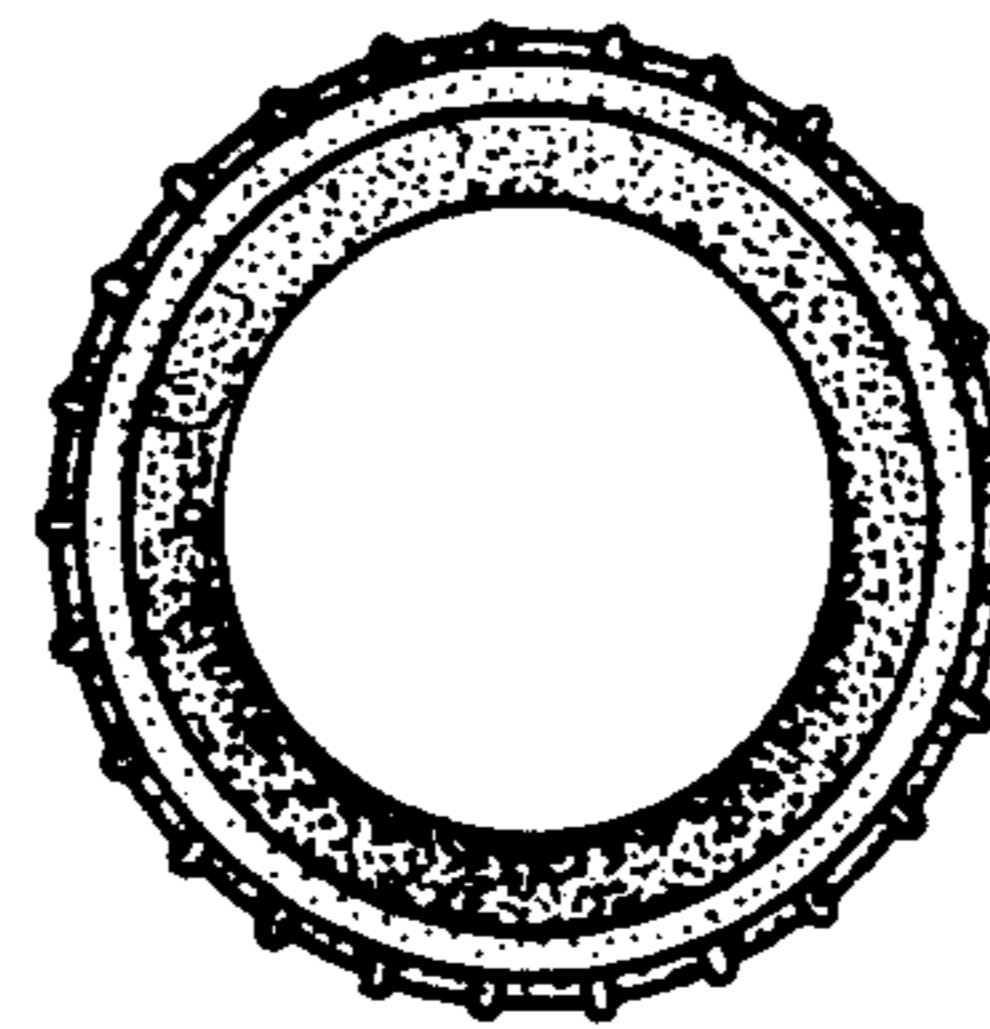


FIG.-3

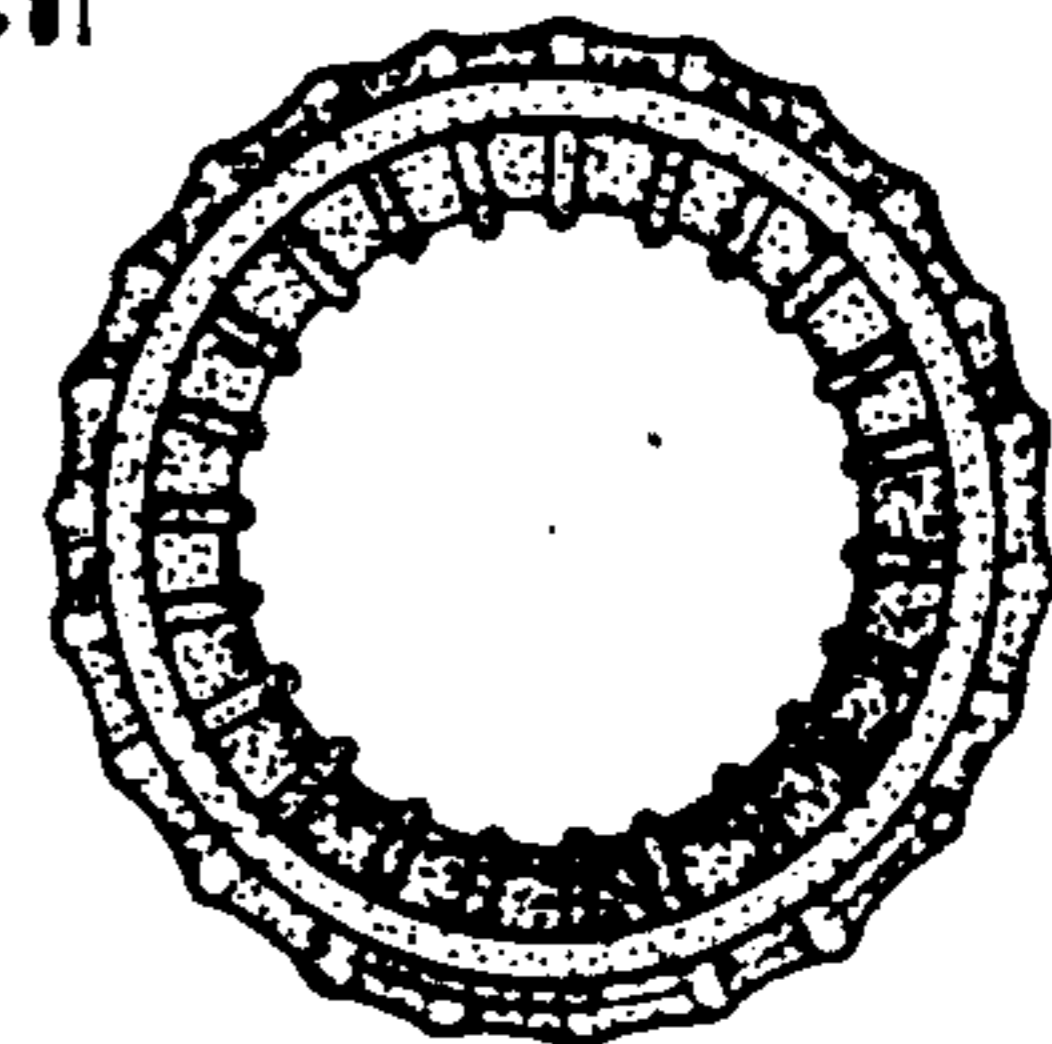


FIG.-8




FIG.-7