



US00D344821S

# United States Patent [19] McKnight

[11] Patent Number: **Des. 344,821**

[45] Date of Patent: **\*\* Mar. 1, 1994**

[54] **COMBINED VACUUM CLEANER HOSE AND TOOL RACK**

2,046,684 7/1936 Hoover .  
4,761,850 8/1988 Romeo et al. .... 15/323

[75] Inventor: **Darwin T. McKnight**, Louisville, Ohio

[73] Assignee: **The Hoover Company**, North Canton, Ohio

[\*\*] Term: **14 Years**

[21] Appl. No.: **828,641**

[22] Filed: **Jan. 30, 1992**

[52] U.S. Cl. .... **D32/31**

[58] Field of Search ..... 15/323-326,  
15/327.6, 331-336, 337, 347, 350-351, 361, 377,  
412, 413, 415.1; D32/21-22, 31-34

[56] **References Cited**

### U.S. PATENT DOCUMENTS

D. 309,806	8/1990	Chieda et al. ....	D32/22
D. 314,072	1/1991	Shinozaki et al. ....	D32/22
D. 316,167	4/1991	Petralia et al. ....	D32/22
D. 319,517	8/1991	Sovis et al. ....	D32/22
D. 329,511	9/1992	McKnight .....	D32/31
D. 330,020	2/1993	McKnight .....	D32/31
D. 330,615	10/1992	Essex et al. ....	D32/31
D. 330,616	10/1992	Wareham et al. ....	D32/31
D. 334,260	3/1993	Kieft et al. ....	D32/31
D. 334,261	3/1993	McKnight .....	D32/31
1,936,761	11/1933	Hoover .	

### OTHER PUBLICATIONS

HFD magazine—Jan. 6, 1992—"Buyers Guide to Vacuum Cleaners" Insert Advertisement on pp. 10-12; marked published Jan. 1992.

Photographs of Electrolux "Discovery Advantage" (manufactured in the United States and purchased Oct. 31, 1989).

Photographs of Goblin "Laser 500" (manufactured in Ireland and purchased Jul. 23, 1991).

*Primary Examiner*—Ruth McInroy

### [57] CLAIM

The ornamental design for a combined vacuum cleaner hose and tool rack, as shown and described.

### DESCRIPTION

FIG. 1 is a front elevational view of a combined vacuum cleaner hose and tool rack showing my new design;

FIG. 2 is a left side elevational view thereof;

FIG. 3 is a right side elevational view thereof;

FIG. 4 is a rear elevational view thereof;

FIG. 5 is a top plan view thereof; and,

FIG. 6 is a bottom plan view thereof.

The parts shown in broken lines in FIGS. 1-6 are shown for illustrative purposes only and form no part of the claimed design.

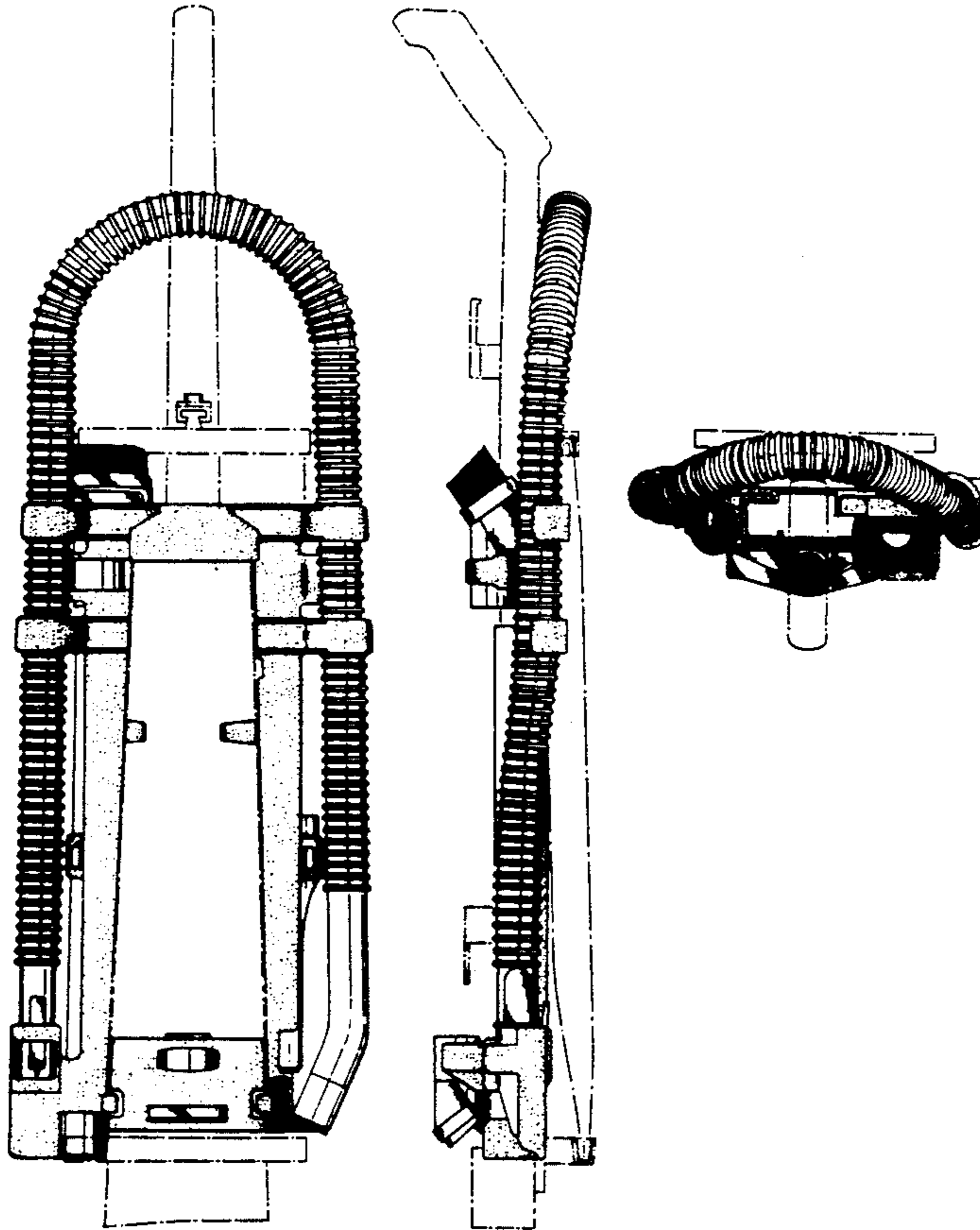


FIG. - 1

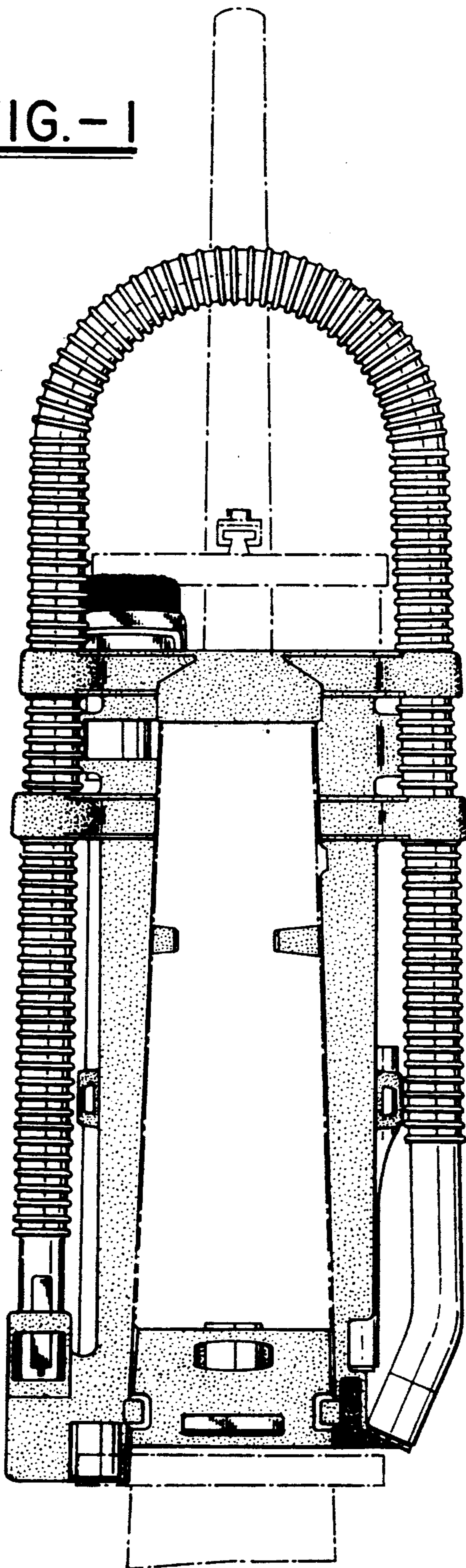


FIG. - 2

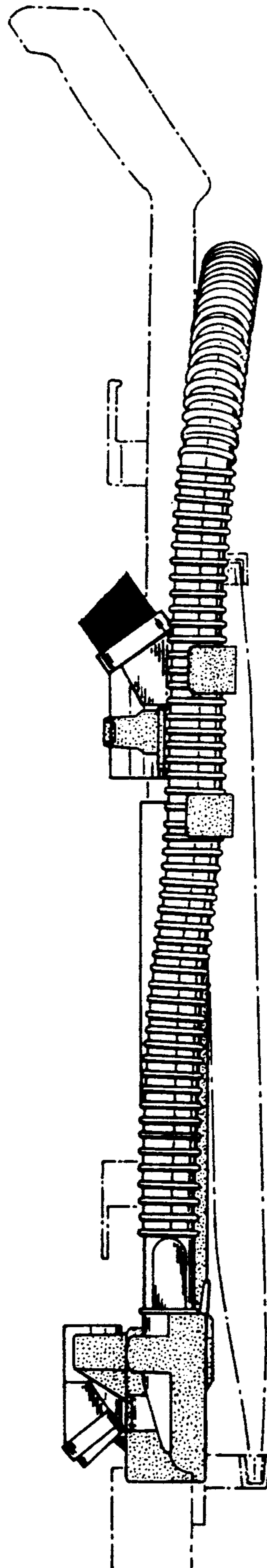


FIG.-3

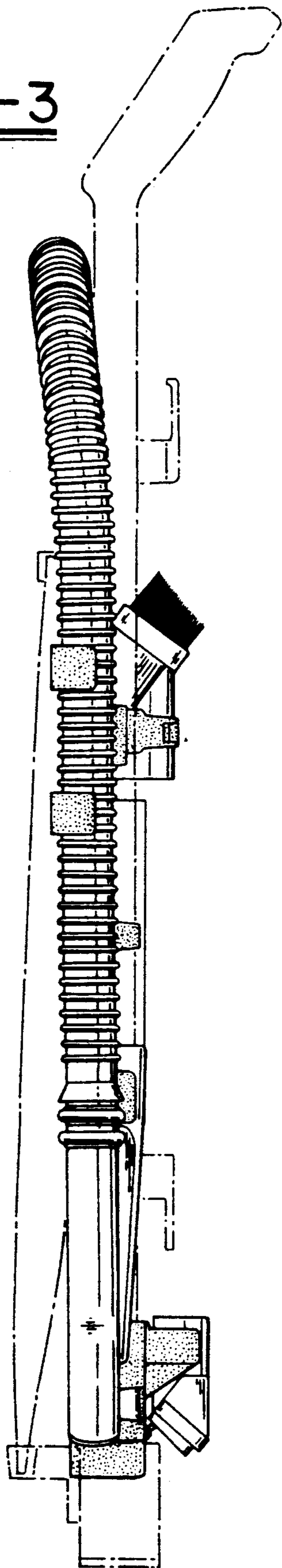
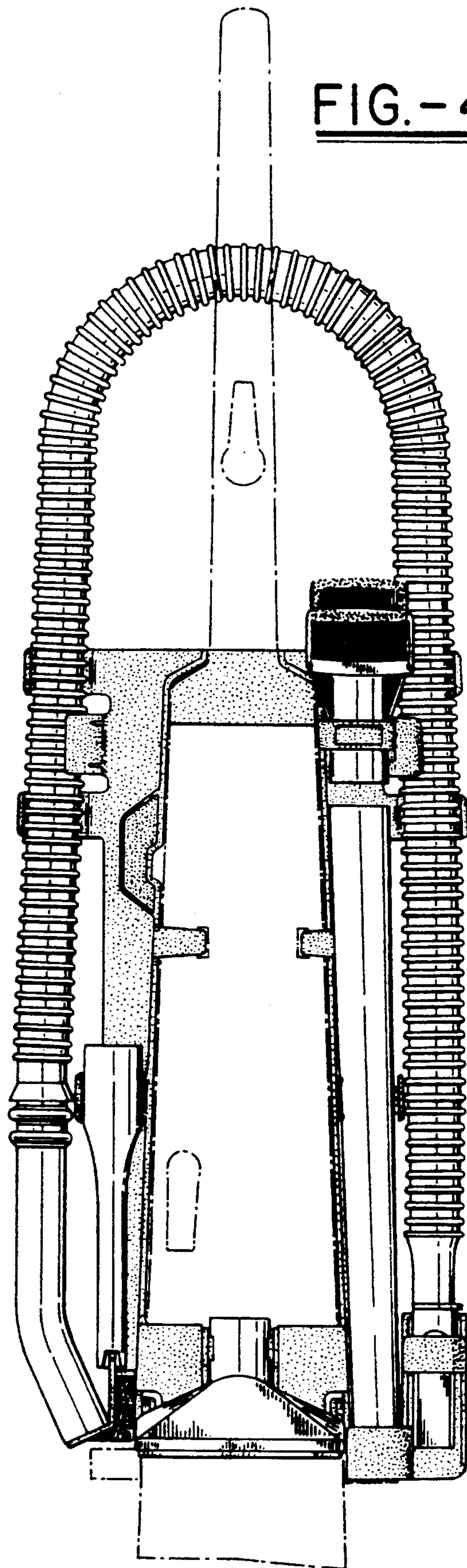


FIG.-4



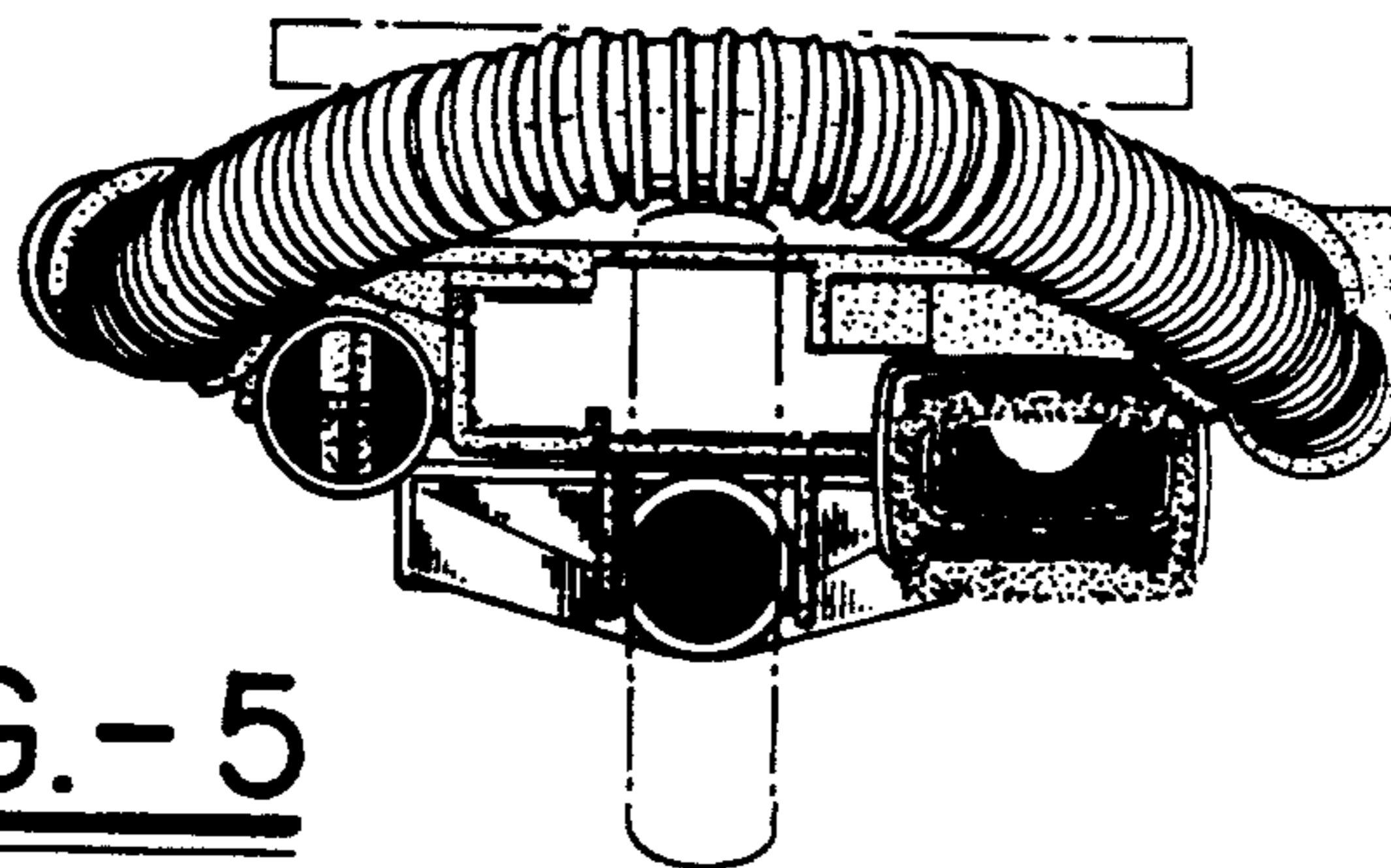


FIG.-5

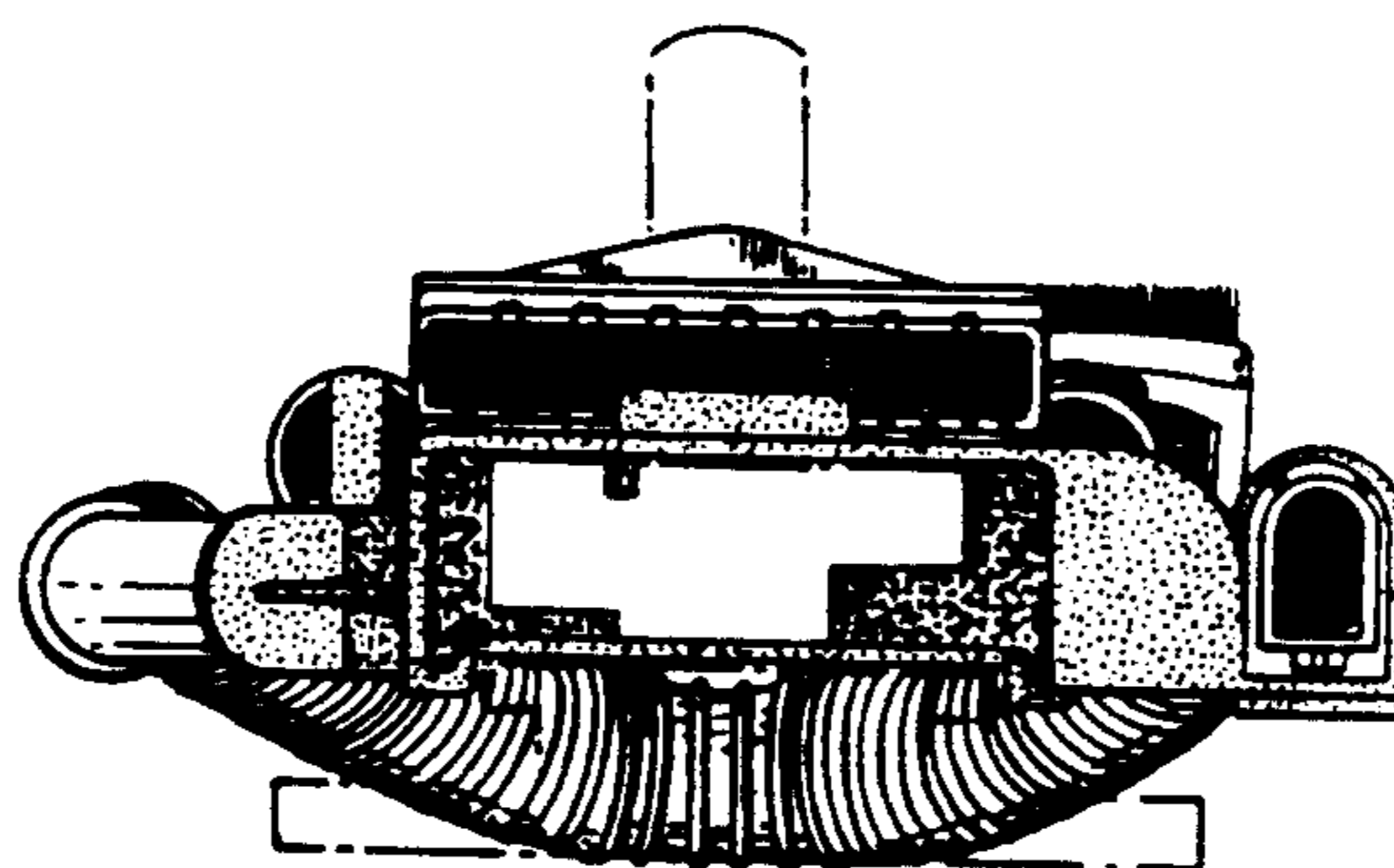


FIG.-6